

# JKP35SP

## GE® 27" Built-In Double Wall Oven

### Dimensions and Installation Information (in inches)

KW Rating	
240V	6.8
208V	5.1
Breaker Size	
240V	30 Amps
208V	30 Amps

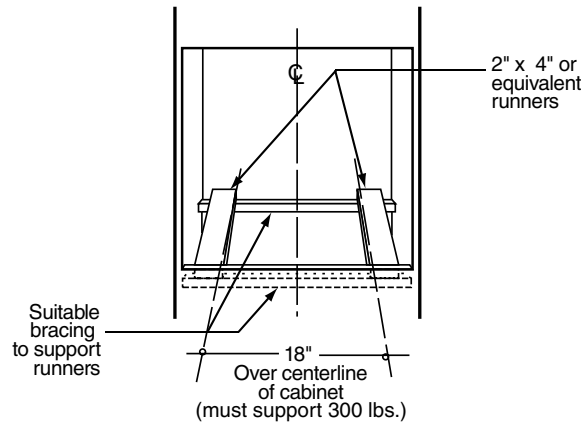
**Note:** Cabinets installed adjacent to wall ovens must have an adhesion spec of at least a 194°F temperature rating. For 27" built-in single ovens, if marks, blemishes or the cutout opening is visible above the installed oven, it may be necessary to add wood shims under the runners and front trim until the marks or openings are covered.

**Note:** Door handle protrudes 3" from door face. Cabinets and drawers on adjacent 45° and 90° walls should be placed to avoid interference with the handle.

**Electric wall ovens are not approved for installation with a plug and receptacle. They must be hard wired in accordance with installation instructions.**

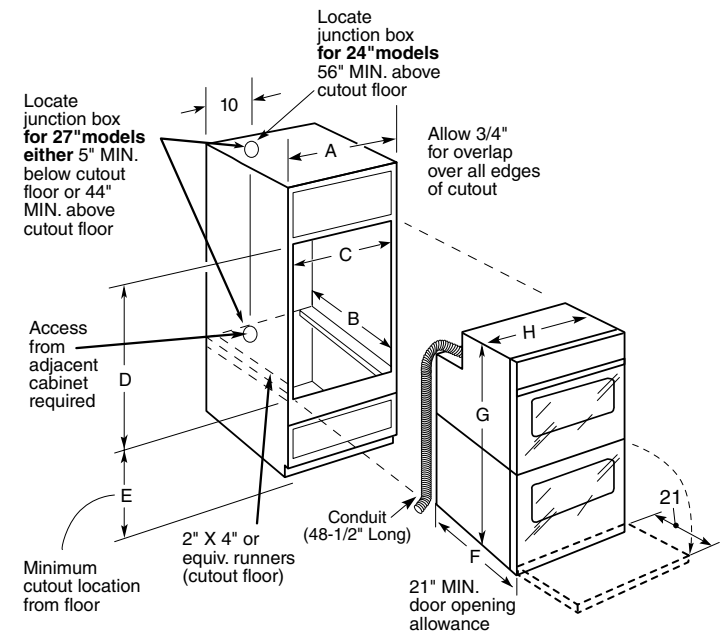
**Installation Information:** Before installing, consult installation instructions packed with product for current dimensional data.

For answers to your Monogram® or GE® appliance questions, visit our website at [geappliances.com](http://geappliances.com) or call GE Answer Center® service, 800.626.2000.



Cabinet	27"
A – Cabinet width required	27" min.
B – Minimum cabinet depth	23-1/2"
C – Opening width	25" min. - 25-1/4" max
D – Opening height	50-1/8" max
E – Recommended minimum cutout location from floor	13-1/4"
Oven	
F – Overall depth*	23-5/8"
G – Overall height with trim	51-7/8" - 52-3/4"
Overall height without trim	51"
H – Overall width	26-5/8"

\*Depth including door handle is approximately 26-7/10" min. to 26-8/10" max.



imagination at work



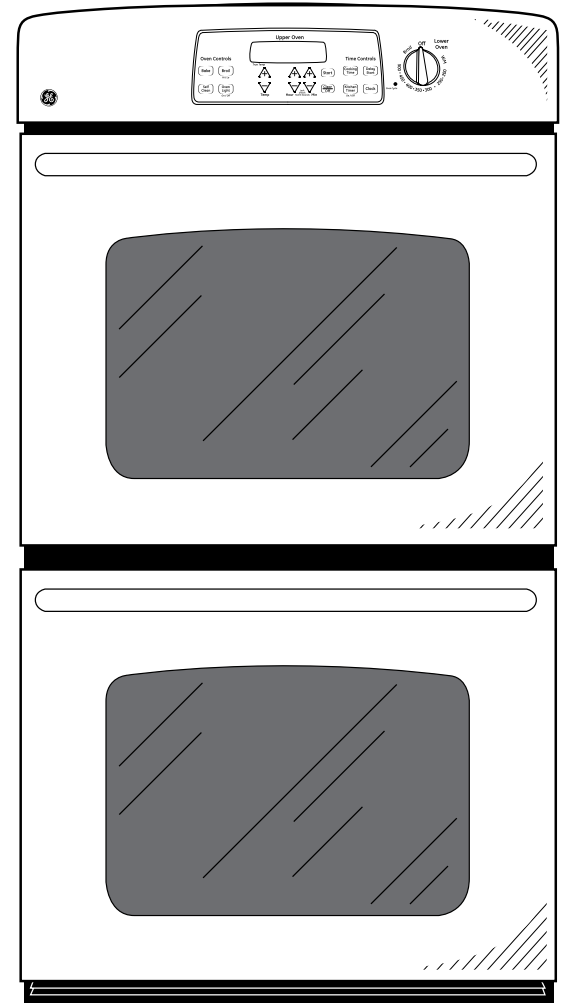
Listed by  
Underwriters  
Laboratories

# JKP35SP

## GE® 27" Built-In Double Wall Oven

### Features and Benefits

- Double Oven 8.8 Cu. Ft. Total Oven Capacity (4.4 Cu. Ft. Upper/4.4 Cu. Ft. Lower) - More room for cooking more dishes at once
- Extra-large Oven Capacity - Enough room to cook an entire meal at once
- Electronic oven controls - Electronic pads on the control panel are easy to operate with just a touch
- True Temp Oven System (upper oven only) - Provides even heat distribution and precise oven control
- Interior Oven Light - Bright interior light helps you check on the progress of your cooking
- Four-pass Bake Element - Powerful heating element delivers fast response and superior heat distribution
- Four-Pass Broil Element - Provides more even coverage of the food on the broiler pan
- Hidden Bake Oven Interior - Conceals the lower oven bake element to eliminate hard-to-reach areas that collect food and spills for easy cleaning
- Two Oven Racks - Includes two oven racks that are sturdy and reliable
- Heavy-duty Oven Racks - Tough, durable racks include 50% thicker crossbars for extra strength
- Model JKP35SPSS - Stainless steel



imagination at work