



GE[®] Zoneline[®] packaged terminal air conditioners

Preliminary specifications



imagination at work



Zonline[®]. Efficient. Quiet. Reliable. Innovative.

Versatile Zonline[®] Packaged Terminal Air Conditioners provide year-round comfort with individual heating and cooling temperature controls. Designed for a wide range of applications, these units are ideal for hotels and motels, office buildings, schools and apartments. All Zonline units feature the exclusive GE[®] "Supersal" system which minimizes energy usage by reducing air infiltration. The result is maximum operating efficiency and a more comfortable room. All Zonline units are also very quiet thanks to lower sound level and lower sound transmission. The newest innovation in Zonline units is the Dry Air 25 Series. Similar to our Deluxe 2800 Series, the Dry Air 25 removes 25% more moisture from the air than standard GE packaged terminal air conditioners.



Zonline® features and benefits



Electronic tactile controls

Premium 5800 Series Zonline units are equipped with microcomputer touch controls. This feature gives the user finer control over the temperature with a touch pad and an LED readout.




Central desk control

All Zonline units are compatible with two-wire central desk ON/OFF controls, including many computerized control systems. They can also be wired directly to infrared sensors and door switches to maximize efficiency.



Remote installation capability

All Zonline units are compatible with GE® wall-mounted remote thermostats. Mechanical, digital and programmable thermostats are available.



Optional corrosion treatment

Deluxe Zonline units can be ordered with special treatment to reduce the effects of corrosive environments. Special treatments are placed on the outdoor coil and other components to extend the life of the unit.



The Dry Air 25

The Dry Air 25 Series centers around GE's exclusive use of the patented Dinh® Dehumidifier Heat Pipe from Heat Pipe Technology, Inc. This innovative NASA spin-off technology enables the Dry Air 25 to remove 25% more moisture from the air than standard GE packaged terminal air conditioners. The Dry Air 25 is perfect for high humidity climates. Available on 7000, 9000 and 12000 BTU models.



Heat Sentinel

Provides automatic protection against overheating by switching on the unit to cool should the temperature of an unoccupied room reach 85°F.



Freeze Sentinel™

All Zoneline units are equipped with Freeze Sentinel to provide protection against damage caused by freezing temperatures in unoccupied rooms, regardless of unit setting. In installations where freezing temperature is not a concern, the owner has the option of disabling the Freeze Sentinel.



Upfront filters

For ease of cleaning, all Zoneline units have interchangeable removable upfront filters made of long lasting nylon mesh, thus assuring high performance and long life.

Electronic temperature limiting

Heating and cooling temperatures may be electronically limited on all series to prevent expensive overcooling or overheating. Heating and cooling limits are independently set so seasonal adjustment is unnecessary.

Easy installation and flexibility of design

Zonline® units are designed with innovative, universal components, and offer even greater installation flexibility than ever, whether in new construction, renovation or for replacement of old units. Unless specified by code, they require no sub-base and may be installed flush with finished floor. All models are adaptable to remote and central desk control. Zonline units may even be placed in unusual locations, such as transom or common area installations. The two lines, Deluxe and Premium, each with its own special blend of features, offer flexibility to meet each zone application. All units come with microcomputer controls.



Deluxe 2800 series cooling with resistance heat

- Two fan motors
 - Improved quiet sound levels
 - Higher efficiency
- Electronic temperature limiting
 - Reduces operating costs
- Optional corrosion treatment
 - Reduces the effects of coastal environments
- Freeze sentinel™
 - Protects unoccupied rooms from damage by freezing temperatures
- Heat sentinel
 - Reduces excessive temperatures in unoccupied room
- GE exclusive superseal
 - Increased room comfort
 - Energy savings
- Upfront filters
 - Ease of cleaning
 - Long lasting nylon mesh
- Central desk control compatibility with options for infrared/door switch sensors
- Remote thermostat capability
- Smartfan
 - Fan cycle operation based on heat/cool selection

Deluxe Dry Air 25 series cooling with resistance heat


Includes all features of 2800 series, plus:

- Removes 25% more moisture from the air than standard GE packaged terminal air conditioners
- Cool and dry air in less time than standard Zonline models
- Maintains comfort at slightly higher room temperatures
 - Reduces operating costs
 - Provides comfort without overcooling
- Corrosion treatment is standard
- Heat pipe is a separate sealed refrigerant system
 - No mechanical parts
 - No special maintenance required
- Helps maintain lower relative humidity in rooms
- Best suited for humid climates

Deluxe 3800 series cooling with heat pump and resistance heat

Includes all features of 2800 series, plus:

- Reverse cycle heating
 - Energy savings over electric resistance heat
 - Significantly lower operating costs
- Heat pump operation down to 25°F outdoor temperature
- Two-stage thermostat for quicker heat recovery
- Optional factory installed internal condensate removal (ICR)
 - Minimizes need for drain systems
- Heat pump and resistance heat can operate together
 - Better room comfort
 - Reduces operating costs over all standard heat pump systems
- Reverse cycle defrost
 - Extends heat pump operation
 - Lowers operating costs
- Electric resistance heat lockout
 - Lowers operating costs by restricting electric heat operation when outdoor temperature is above 46°F.



Grille options

Extruded aluminum:
RAG67 (Shown)

Stamped aluminum grille
RAG60

Exterior architectural louvers

Durable polycarbonate:
RAG61 or RAG64 (Beige)
RAG62 or RAG65 (Maple)
RAG63 or RAG66 (Bittersweet)

Retrofit kits (not shown)

RAK901L - Wall Case Insulation for use with Heat Pumps

RAK40 - Deflector Kit to adapt chassis for use with existing exterior architectural louvered grilles

Requires power connection kit

Premium 5800 series cooling with heat pump and resistance heat

Includes all features of 3800 series, plus:

- Two fan motor system with indoor cross flow blower
 - For quieter operation
- Digital controls
 - Led temperature display
 - Easy temperature selection
 - Tactile touch pads
- Corrosion treatment is standard
- Self diagnostics

Features	Resistance heat		Heat pump	
	Deluxe 2800 Series	Deluxe Dry Air 25	Deluxe 3800 Series	Premium 5800 Series
Standard microcomputer controls	Standard	Standard	Standard	—
Highly-featured microcomputer controls	—	—	—	Standard
Rotary control knobs	Standard	Standard	Standard	—
Tactile touch pad controls with LED	—	—	—	Standard
Universal heaters	Standard	Standard	Standard	Standard
Solid-state thermostat	Standard	Standard	Standard	Standard
3 position vent control	Standard	Standard	Standard	Standard
Upfront filter (interchangeable)	Standard	Standard	Standard	Standard
Automatic indoor frost control	Standard	Standard	Standard	Standard
Corrosion treated chassis	Optional	Standard	Optional	Standard
2-position discharge grille	Standard	Standard	Standard	Standard
Fan motors	2	2	2	2
"SmartFan" Fan cycle control	Standard	Standard	Standard	Standard
Fan Only setting—2-speed	Standard	Standard	Standard	Standard
Indoor fan speed	Hi/Low	Hi/Low	Hi/Low	Hi/Low
Cool & heat only settings	Hi/Low	Hi/Low	Hi/Low	Hi/Low
Staged heating	3-stage	3-stage	3-stage	3-stage
Freeze Sentinel™	Standard	Standard	Standard	Standard
Heat Sentinel	Standard	Standard	Standard	Standard
Temperature limiting	Electronic 7-step	Electronic 7-step	Electronic 7-step	Electronic 7-step
Remote control compatibility	Standard	Standard	Standard	Standard
Central desk control compatibility	Standard	Standard	Standard	Standard
Service indicator	—	—	—	Standard
Heat pump with resistance heat back-up	—	—	Standard	Standard
Heat pump with supplemental resistance heat	—	—	Standard	Standard
Automatic emergency heat	Standard	Standard	Standard	Standard
Electric resistance heat lock-out	—	—	Standard	Standard
Heat pump defrost system	—	—	Reverse cycle	Reverse cycle
Internal condensate removal (ICR)*	—	—	Optional	Optional
Quick heat recovery	—	—	Standard	Standard
Self-diagnostics	—	—	—	Standard
Auto power recovery	Standard	Standard	Standard	Standard

*Not for use in corrosive environments

Deluxe models

2800 series and Dry Air 25 series – heat/cool units

3800 series – heat pump unit

Standard microcomputer controls

Central desk control compatible

Ability to turn the unit "on" or "off" from a remote location.

Two fan motors

(not visible)
Separate motors for indoor and outdoor fans to assure quiet operation.

Reversible louver

(not shown)
May be reversed to provide an air discharge angle of 40 Or 50 degrees off vertical with the simple removal of six screws.

3 Position vent control

(not shown)
Opens vent. Provides up to 75 cfm of outdoor air. The closed position saves energy by recirculating conditioned room air.

Reverse cycle defrost

(not shown)
Solid state sensor monitors frost build-up on outdoor coil. When frost is detected, the refrigerant flow is reversed to melt frost build-up. When completed, the refrigerant is reversed to the normal energy saving heat pump operation for additional heat pump operating hours.

Easy access filter

(not shown)
Two upfront interchangeable filters are part of roomside cabinet for easy access and maintenance.

Remote control compatible

Ability to be controlled by a wall mounted thermostat with high or low fan speed.

Solid state thermostat control
Provides better room temperature Control vs electro-mechanical temperature control device.

Freeze Sentinel™
Provides automatic protection against freezing by switching the unit to heat should the temperature of an unoccupied room drop to 41°F.

Heat Sentinel
Provides automatic protection against overheating by switching on the unit to cool should the temperature of an unoccupied room reach 85°F.

Auto frost control
A special sensor monitors the roomside coil to prevent efficiency-robbing accumulation of frost during cooling operation.

GE Dry Air 25
(not shown) Innovative technology from Heat Pipe Technology, Inc. enables the dry air 25 to remove 25% more moisture from the air than standard GE packaged terminal air conditioners.


Electronic temperature limiting
Preset cooling and heating limits with 7 independent cooling and 7 heating limits - saves energy by preventing over-cooling or over-heating of rooms.

"Smartfan" fan cycle selection
Select fan cycle or fan continuous independently for heating and cooling.

Universal power cord
Flexibility of heat applications. All Zonelines contain a bank of 3 Heaters.

Rotary compressor
With fewer moving parts than reciprocating models, for quiet, reliable operation and longer life.

Room occupancy sensor compatible
Ready for connection to room occupancy sensor system.



The Dry Air 25

The Dry Air 25 features innovative technology from Heat Pipe Technology, Inc., an addition which enables this unit to remove 25% more moisture from the air than standard GE Zoneline models. The Dry Air 25 system, Heat Pipe, is a hermetically sealed heat transfer surface that is saddle-bagged around the indoor coil (evaporator) of the Zoneline. This coil arrangement will transfer heat from one coil to another without power consumption. This assembly uses R-22 as the refrigerant and is isolated from the regular Zoneline refrigerant circuit.

As warm humid air is pulled through the pre-cool section of the Heat Pipe, the heat removed from the air is absorbed by the refrigerant, causing the refrigerant to boil. As the pre-cooled air passes through the Zoneline evaporator, the air is further cooled (colder than it would be normally), removing 25% more moisture from the air than standard GE packaged terminal air conditioners.

As the cold air passes through the reheat section of the Heat Pipe, the refrigerant condenses and the liquid flows back to the pre-cool section to be reheated again. The air discharged into the room by this process is much drier, creating a more comfortable room condition.

Special corrosion protected units

To help extend the life of the Zoneline unit in seacoast areas, some Deluxe Zoneline units may be ordered with a special corrosion protection treatment on outdoor components and use stainless steel hardware. Zoneline units with optional Corrosion Protection have a 'C' in the 10th character of the model number.

Internal condensate removal

Available on the 3800 and 5800 heat pumps, this feature drips the heat pump condensate over the warm indoor coil to help dissipate water from heat pump operation and associated defrost cycles. The installation of an internal or external drain system is recommended if no dripping of condensate to the outdoors is desired. ICR must not be installed in seacoast or corrosive applications.

Premium models

5800 series and Dry Air 25 series – heat/cool units

Highly featured microcomputer controls

Cross-flow blower
Quiet blower reduces annoying "Air rush" noise.

Reversible louver
(not shown)
May be reversed to provide an air discharge angle of 40 or 50 degrees off vertical with the removal of six screws.

3 position vent control
(not shown)
Opens vent. Provides up to 70 cfm of outdoor air. The closed position saves energy by recirculating conditioned room air.

Solid state thermostat control
Provides better room temperature control vs electro-mechanical temperature control device.

Freeze Sentinel™
Provides automatic protection against freezing by switching the unit to heat should the temperature of an unoccupied room drop to 41°F.

Heat Sentinel
Provides automatic protection against overheating by switching on the unit to cool should the temperature of an unoccupied room reach 85°F.

Room occupancy sensor compatible
Ready for connection to room occupancy sensor system.

Weather protected electrical components
On inside of barrier.

Auto frost control monitor
A special sensor monitors the roomside coil to prevent efficiency-robbing accumulation of frost during cooling cycle.

Electronic temperature limiting
Preset cooling and heating limits with 7 independent cooling and 7 heating limits - saves energy by preventing over-cooling or over-heating of rooms.

"Smartfan" Fan cycle selection
Select fan cycle or fan continuous independently for heating and cooling.

Universal power cord
Flexibility of heat applications. Each premium line Zonline contains a bank of 3 heaters.

Microcomputer controls
Electronic components for fast response and accuracy.

Rotary compressor
With fewer moving parts than reciprocating models for quiet, reliable operation.

Easy access filter
(not shown)
Two upfront filters are part of roomside cabinet for easy access and maintenance.

Two fan motors
(not visible)
Separate motors for indoor and outdoor fans to assure quiet operation.

Touch pad controls
With electronic control temperature display, gives the user finer control over the temperature.

Reverse cycle defrost
(not shown)
Solid state sensor monitors frost build-up on outdoor coil. When frost is detected, the refrigerant flow is reversed to melt frost build-up. When completed, the refrigerant is reversed to the normal energy saving heat pump operation for additional heat pump operating hours.

Central desk control compatible
Ability to turn the unit "on" or "off" from a remote location.

Remote control compatible
Ability to be controlled by a wall mounted thermostat with high or low fan speed.

Wall sleeve dimensions

Heavy-gauge galvanized steel with a baked enamel finish for outstanding protection and appearance.

RAB71A wall sleeve

Heavy-gauge galvanized steel, with insulation.
A-42", B-13 3/4", C-16"

RAB77 wall sleeve (shown above)

Molded SMC fiberglass-reinforced polyester compound.
A-42 1/8", B-13 7/8", C-16 1/4"

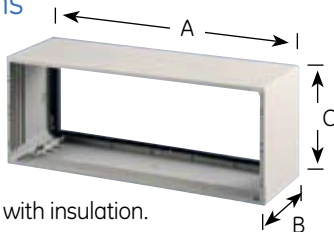
Wall opening dimensions

Add 1/4" to A and C dimensions for all cutout size.

RAB71 16 1/4" min. H. x 42 1/4" min. W.

RAB71 available in 16", 24", 28" and 31" depths.

RAB77 16 1/2" min. H. x 42 3/8" min. W.



Electrical connection

230/208 volt units may be plugged into a receptacle. 265 volt units are provided with a junction box and require direct connection. (NEC Requires 265V Direct Connection.) See Architects and Engineers Design Data Manual for electrical connection information including use of sub-base for direct connected units. Installation must comply with local electrical codes and regulations.

Ducted applications

2800 and 3800 series can be used with ductwork to heat or cool more than one room. RAK6052 Duct Adapter is applied to top of case over air discharge. RAK601 Duct Extension is applied to right or left of adapter. Locally fabricated ductwork may be added to extend to maximum recommended distance of 15 feet.

For additional information on ducted applications, including special adapters for replacement units, refer to Architects and Engineers Design Data Manual.

Receptacles/Sub-bases



Tandem
230/208V 15 Amp
NEMA6-15R



Perpendicular
230/208V 20 Amp
NEMA6-20R



Large tandem
230/208V 30 Amp
NEMA6-30R



265V 15 Amp
NEMA7-15R



265V 20 Amp
NEMA7-20R;
receptacle used
On 265V sub-base
GE0720-3



265V 30 Amp
NEMA7-30R;
receptacle used
On 265V sub-base
GE073

Sub-bases							
	RAK204U	RAK204D15P	RAK204D20P	RAK204D30P	RAK204E15	RAK204E20	RAK204E30
Voltage	N/A	230/208	230/208	230/208	265	265	265
Amps	N/A	15	20	30	15	20	30
Receptacle	N/A	NEMA6-20R	NEMA6-20R	NEMA6-30R	NEMA7-15R	NEMA7-20R	NEMA7-30R

230/208 Volt sub-bases include appropriate power cord kit.
265 Volt units are to be direct connected. Cordset through enclosed chaseway into interior sub-base receptacle meets the NEC requirements.

Power connection kits are required on all Zonline chassis (see chart below).

The correct kit for the installation is determined by the voltage and amperage of the electrical circuit and the means of connecting the unit to the building wiring. If the unit is to be plugged into a receptacle, a line cord kit would be used; if the unit is to be permanently connected, a permanent connection kit would be used. 265 volt cord set units must be installed in compliance with National Electrical Code®.



RAK3153/3203
230/208 volt line cord
connection kit

RAK3303
230/208 volt line cord
connection kit

Power connection kits

Required on all models. See specification sheet
for heater KW and branch circuit ampacity.

230/208 volt	Line cord connected units		
LCDI Power Connection Kit	RAK3153	RAK3203	RAK3303
Heater KW	2.55/2.09	3.45/2.82	5.00/4.09
Watts	2,550/2,090	3,450/2,820	5,000/4,090
BTUH	8,600/7,100	11,700/9,600	17,000/13,900
Amps	11.0/10.0	15.0/13.6	21.7/19.7
Min. circuit amps	15	20	30
Recommended protective device	15 Amp time delay fuse or breaker	20 amp time delay fuse or breaker	30 amp time delay fuse or breaker

265 volt	Permanent connected units** (Cord set)	
RAK5172	RAK5202	RAK5302
2.55	3.45	5.0
2,560	3,450	5,000
8,600	11,700	17,000
9.6	13.0	18.9
15	20	30
15 Amp time delay fuse	20 amp time delay fuse	30 amp time delay fuse

**To be used with sub-base

Specifications

	Deluxe series – cooling & electric heat				Dry Air 25		
	2800 series units				Dry Air 25		
230/208V Models	AZ28E07D	AZ28E09D	AZ28E12D	AZ28E15D	AZ28E07DAP	AZ28E09DAP	AZ28E12DAP
Capacity							
Cooling BTUH	7,100/6,900	9,000/8,800	11,700/11,500	14,600/14,300	6,800/6,600	8,600/8,400	11,200/11,000
EER (BTU/Watt)	12.7/12.7	12.0/12.0	11.5/11.5	10.2/10.2	12.1/12.1	11.5/11.5	11.0/11.0
Dehumidification Pts/Hr	1.7	2.7	3.6	4.5	2.2	3.4	4.5
Sensible heat ratio @ 230 volts	75%	68%	67%	67%	66%	58%	57%
CFM, indoor fan high	250	270	290	310	210	230	240
CFM, indoor fan low	215	235	240	260	175	200	210
Vent CFM (full open/partial open)	50/40	70/45	75/45	75/45	50/40	70/45	75/45
Power/Ratings							
Power factor	86/87	86/86	91/91	89/90	87/87	86/86	91/91
Watts	560/545	750/735	1020	1430/1400	560/545	750/730	1020
Amperes, F.L.	2.8/3.0	3.8/4.1	4.9/5.3	7.0/7.5	2.8/3.0	3.6/3.9	4.9/5.3
Amperes, L.R.	190	210	310	380	190	210	310
Weight (Net/Ship)	100/115	101/116	105/120	115/130	100/115	101/116	105/120
Sound Transmission Class (STC)	29	29	29	29	29	29	29

	AZ28E07E	AZ28E09E	AZ28E12E	AZ28E15E	AZ28E07EAP	AZ28E09EAP	AZ28E12EAP
265V Models							
Capacity							
Cooling BTUH	7,100	9,000	11,700	14,600	6,800	8,600	11,200
EER (BTU/Watt)	12.7	12.0	11.5	10.2	12.1	11.5	11.0
Dehumidification Pts/Hr	1.7	2.7	3.6	4.5	2.2	3.4	4.5
Sensible heat ratio @ 265 volts	75%	68%	67%	67%	66%	58%	57%
CFM, indoor fan high	250	270	290	310	210	235	250
CFM, indoor fan low	215	235	240	280	175	200	00
Vent CFM (full open/partial open)	50/40	70/45	75/45	75/45	50/40	70/45	75/45
Power/Ratings							
Power factor	87	86	87	90	88	86	87
Watts	560/545	750	1020	1431	560	750	1020
Amperes, F.L.	2.4/3.0	3.3	4.4	6.0	2.4	3.3	4.4
Amperes, L.R.	160	180	240	310	160	180	240
Weight (Net/Ship)	100/115	101/116	105/120	115/130	100/115	101/116	105/120
Sound Transmission Class (STC)	29	29	29	29	29	29	29

	Deluxe series – heat pump units				Premium series – heat pump units			
	3800 series units				5800 series units			
230/208V Models	AZ38H07D	AZ38H09D	AZ38H12D	AZ38H15D	AZ58H07D	AZ58H09D	AZ58H12D	AZ58H15D
Capacity								
Cooling BTUH	7,100/6,900	9,000/8,800	11,700/11,500	14,600/14,300	7,100/6,900	9,000/8,800	11,800/11,600	14,700/14,400
EER (BTU/Watt)	12.7/12.7	12.0/12.0	11.5/11.5	10.0/10.0	13.0/13.0	12.0/12.0	11.5/11.5	10.2/10.2
Dehumidification Pts/Hr	1.7	2.7	3.6	4.5	1.7	2.8	3.6	4.8
Sensible heat ratio @ 230 volts	75%	68%	67%	67%	75%	67%	68%	65%
CFM, indoor fan high	250	270	300	310	240	290	330	350
CFM, indoor fan low	215	2350	260	260	220	270	310	330
Vent CFM (full open/partial open)	50/40	70/45	75/45	75/45	50/40	70/45	75/45	75/45
Power/Ratings								
Power factor	86/87	96	97	94	95	96	94	95
Watts	560/545	750/735	1020/1000	1460/1430	546/531	750/733	1026/1009	1441/1412
Amperes, F.L.	2.8/3.0	3.8/4.1	4.9/5.3	7.0/7.5	2.7/2.9	3.6/3.9	5.1/5.5	6.7/7.3
Amperes, L.R.	190	210	310	380	190	210	330	380
Reverse cycle heat BTUH	6400/6200	8400/8200	10900/10700	13400/13200	6,400/6,200	8,400/8,200	10,900/10,700	13,400/13,200
COP	3.6	3.6	3.4	3.2	3.5/3.5	3.5/3.5	3.3/3.3	3.1/3.1
Watts	520/505	685/670	940/925	1230/1210	535/520	700/685	970/950	1,265/1,250
Amps	2.4/2.6	3.2/3.5	4.3/4.7	5.8/6.3	2.4/2.6	3.1/3.3	4.3/4.7	5.8/6.3
Weight (Net/Ship)	102/117	109/124	113/128	13/138	109/122	114/129	118/133	128/143
Sound Transmission Class (STC)	29	29	29	29	29	29	29	29

	AZ38H07E	AZ38H09E	AZ38H12E	AZ38H15E	AZ58H07E	AZ58H09E	AZ58H12E	AZ58H15E
265V Models								
Capacity								
Cooling BTUH	7,100	9,000	11,700	14,600	7,100	9,000	11,800	14,700
EER (BTU/Watt)	12.7	12.0	11.5	10.0	13.0	12.0	11.5	10.2
Dehumidification Pts/Hr	1.7	2.7	3.6	4.5	1.7	2.8	3.6	4.8
Sensible heat ratio @ 265 volts	75%	68%	67%	67%	75%	67%	68%	65%
CFM, indoor fan high	250	270	300	310	240	290	330	350
CFM, indoor fan low	215	235	260	260	220	270	310	330
Vent CFM (full open/partial open)	50/40	70/45	75/45	75/45	50/40	70/45	75/45	75/45
Power/Ratings								
Power factor	96	94	94	96	96	94	94	96
Watts	560	750	1020	1460	546	750	1026	1441
Amperes, F.L.	2.4	3.2	4.4	6.0	2.3	3.2	4.5	5.8
Amperes, L.R.	160	180	240	310	160	180	240	310
Reverse cycle heat BTUH	6,400	8,400	10,900	13,400	6,400	8,400	10,900	13,400
COP	3.6	3.6	3.4	3.2	3.5	3.5	3.3	3.1
Watts	520	685	940	1230	535	705	970	1,265
Amps	2.2	2.8	3.9	5.0	2.2	2.8	3.9	5.0
Weight (Net/Ship)**	102/117	109/124	113/128	123/138	101/122	114/129	118/133	128/153
Sound Transmission Class (STC)	29	29	29	29	29	29	29	29

**ICR adds 3 pounds to unit weight

Zonline® chassis nomenclature

The Zonline chassis is identified by a model number defining the type of unit, cooling capacity, electrical information and optional features included on the unit. When specifying or ordering the Zonline chassis use of this nomenclature will assure receiving the correct unit.

A	Z	5	8	H	1	2	D	A	D
Zonline packaged terminal chassis	Chassis series 28=deluxe line cool/ electric heat 38=deluxe line heat pump 58=premium line heat pump			Nominal cooling capacity 07=7,000 BTUH cooling 09=9,000 BTUH cooling 12=12,000 BTUH cooling 15=15,000 BTUH cooling			Universal power connection		
	Unit type E=cooling with electric resistance heat H=heat pump with electric resistance heat			Voltage/Phase/ Frequency D=230/208 Volt, single phase, 60 Hz E=265 Volt, single phase, 60 Hz			Special Features B=base unit C=corrosion treated D=internal condensate removal (ICR) system (heat pump models only) (not for coastal areas) P=Dry Air 25		

Zonline warranty*

What is covered

Full one-year warranty

For one year from date of original purchase, we will provide, free of charge, parts and service labor on site to repair or replace any part of the Zonline that fails because of a manufacturing defect.

Full five-year warranty

For five years from the date of original purchase, we will provide, free of charge, parts and on-site service labor to repair or replace any part of the sealed refrigerating system (the compressor, condenser, evaporator and all connecting tubing) that fails because of a manufacturing defect.

Limited 2nd through 5th year parts warranty

For the second through the fifth year from date of original purchase, general electric will provide, free of charge, parts that fail as a result of a manufacturing defect. Parts covered are fan motors, switches, thermostat, heater, heater protectors, compressor overload, solenoids, circuit boards, auxiliary controls, thermistors, frost controls, icr pump, capacitors, varistors, and indoor blower bearing. This is a limited parts-only warranty, and does not include labor or transportation to and from the service shop.

All warranty service will be provided by our factory service centers or by our authorized customer care® servicers during normal working hours.

*See written warranty for details



Listed by Underwriters' Laboratories.



For detailed information on operating specifications, installation data and accessories, see the GE Zonline Architects and Engineers Design Data manual.



A Century of Quality and Innovation

For more than a century, GE has been committed to producing innovative products that change the way people live. The result of thorough research and rigorous testing, GE appliances are designed for years of dependable performance. Today, the GE tradition of quality and innovation continues.

GE Consumer & Industrial
Appliances
General Electric Company
Louisville, KY 40225
ge.com

For GE appliance service in the US, call 1-800-GE CARES. In Canada call 1-888-209-0999

GE has a policy of continuous improvement of its products and reserves the right to change materials and specifications without notice.

© 2004 GE Company
Pub. No. 20-S045 PC40898