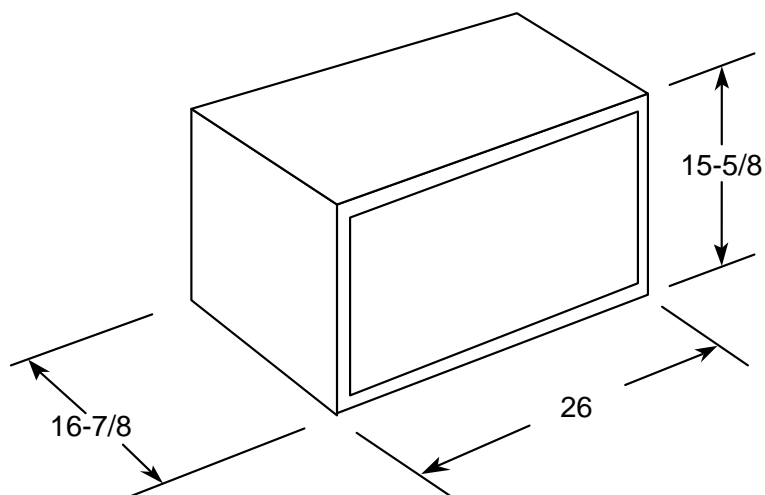




GE Appliances

AJCH10DCA—GE 230 Volt Built-In "J Series" Room Air Conditioner with Mechanical Controls

Wall Case Dimensions (in inches)



Note: When installing slide-out chassis units in through-the-wall applications. Do not restrict air flow areas.

Tandem



230/208V
15 Amp

Specification Created 5/01

For answers to your Monogram®, GE Profile™ or GE appliance questions, visit our website at GEAppliances.com or call GE Answer Center® service, 800.626.2000.



Total capacity and E.E.R. ratings are calculated based on the Association of Home Appliance Manufacturers' standards.



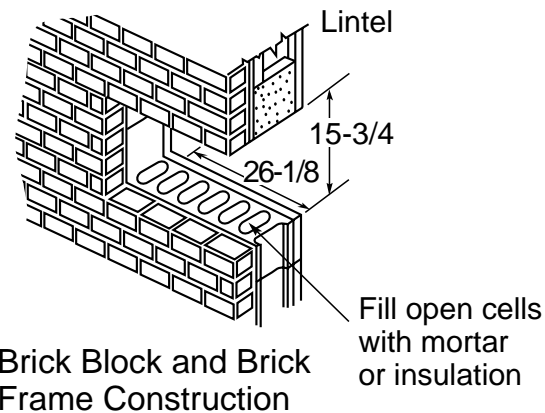
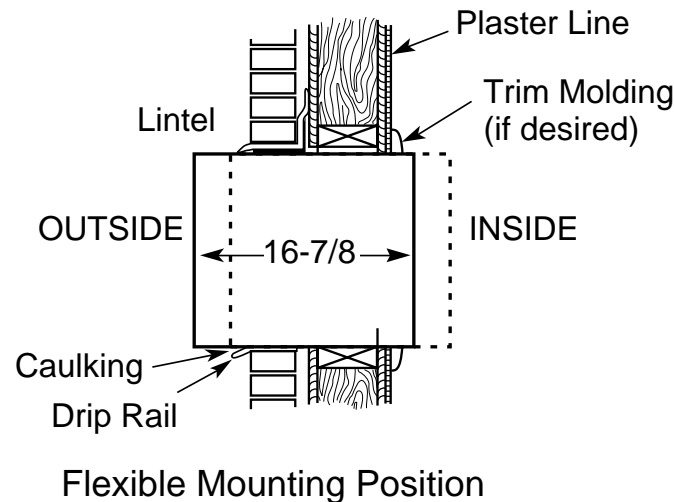
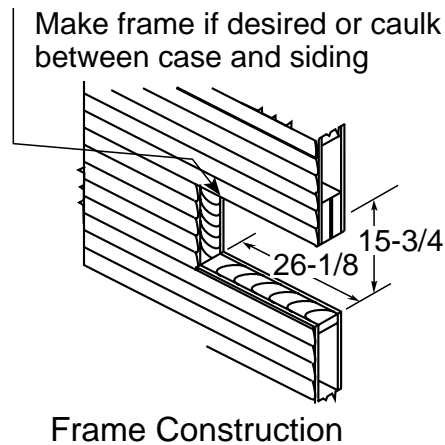
Listed by
Underwriters
Laboratories



GE Appliances

AJCH10DCA—GE 230 Volt Built-In "J Series" Room Air Conditioner with Mechanical Controls

Dimensions (in inches)



Installation Information: A finished opening of 26-1/8" x 15-3/4" clear of intrusions is required. Keep clearance of 4" from side walls. Brick veneer or frame walls should have wood studding surrounding case to provide firm anchoring with screws. Case can be fastened directly to brick or block walls with screws sunk in lead expansion shields.

Note: Units should be caulked on all four sides of case to the building exterior to assure building integrity.

Two Wall Cases for Tenant Option Installation

When the air conditioner is offered as a tenant option, these wall cases provide protection against outside elements.

RAB47—includes wall case, exterior grille and steel closure panels.

RAB48—includes wall case, exterior grille, steel closure panel and two layers of insulation.

Standard Wall Case RAB46

Solid-sided wall case fabricated of galvanized steel with baked enamel finish. Welded areas are coated with a sealing compound to help resist rust and corrosion. Polymer gasket surrounds opening to assure tight weather seal. Aluminum grille (RAG13) is included. Panels on interior and between case and grille provide weather protection prior to installation of chassis.

For answers to your Monogram®, GE Profile™ or GE appliance questions, visit our website at GEAppliances.com or call GE Answer Center® service, 800.626.2000.



Total capacity and E.E.R. ratings are calculated based on the Association of Home Appliance Manufacturers' standards.

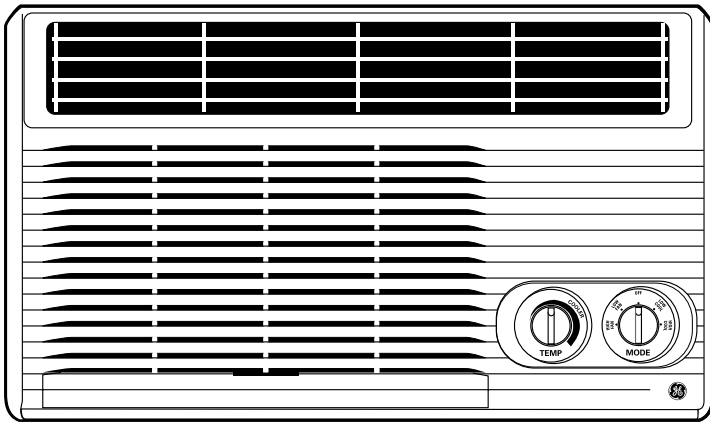


Listed by Underwriters Laboratories



GE Appliances

AJCH10DCA—GE 230 Volt Built-In "J Series" Room Air Conditioner with Mechanical Controls



Features and Benefits

- 9,000/9700 BTUH, 230/208 Volts
- 9.2/9.2 E.E.R.
- Mechanical Controls with Variable Setting Thermostat
- 2 Cooling/2 Fan Only Speeds
- Fan Cycle Switch for Reduced Energy Consumption
- Slide-Out Chassis
- 250/210 Airflow (CFM) Roomside Hi/Low
- Exhaust for Air Exchange
- 2.6 Dehumidification (pints/hr)
- Slide-Out Filter for Easy Cleaning
- 1075/1055 Watts / 4.9/5.3 Amps
- Wall Case—Optional Accessory (RAB46/47/48)
- Plug Type—Tandem
- Rotary Compressor
- Model AJCH10DCA