

JK5000SF

GE® 27" Built-In Single Convection Wall Oven

DIMENSIONS AND INSTALLATION INFORMATION (IN INCHES)

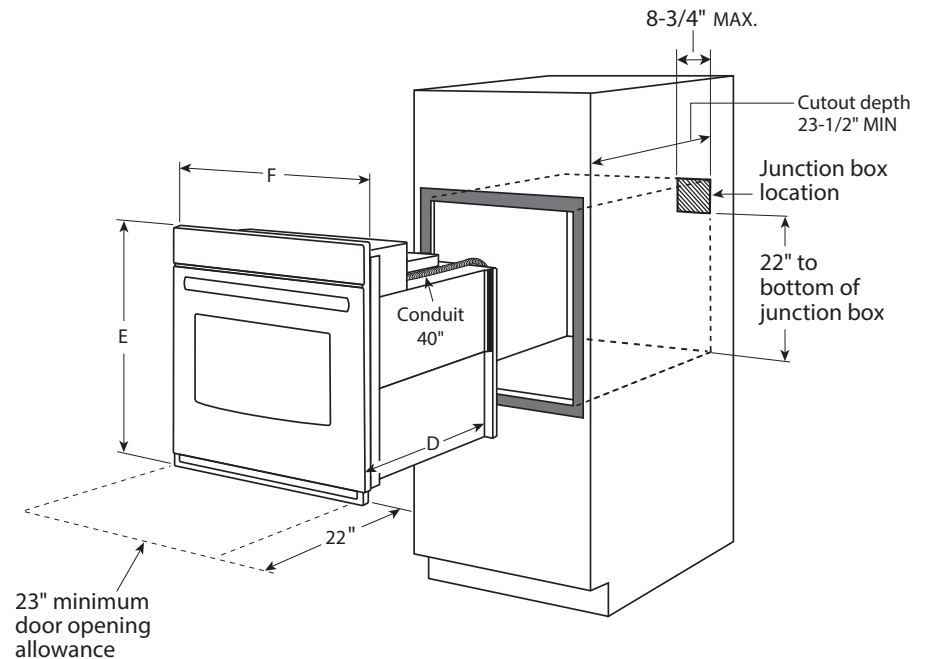
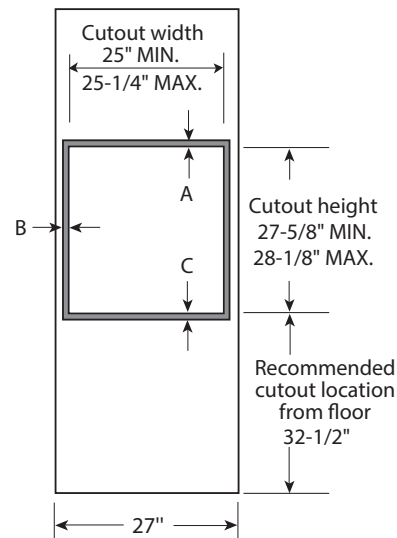
NOTE: Cabinets installed adjacent to wall ovens must have an adhesion spec of at least a 194°F temperature rating.

NOTE: If marks, blemishes or the cutout opening is visible above the installed oven, it may be necessary to add wood shims under the runners and front trim until the marks or openings are covered.

NOTE: Door handle protrudes 3" from door face. Cabinets and drawers on adjacent 45° and 90° walls should be placed to avoid interference with the handle.

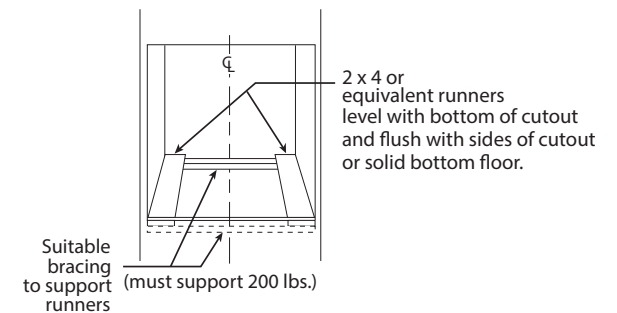
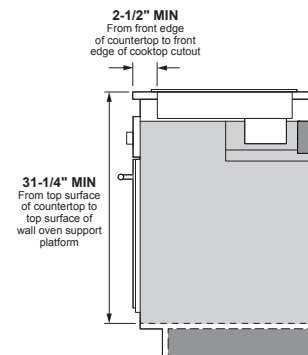
Electric wall ovens are not approved for installation with a plug and receptacle. They must be hard wired in accordance with installation instructions.

INSTALLATION INFORMATION: Before installing, consult instructions packed with product for current dimensional data.



Dimension and installation information are shown in inches.

INSTALLATION BELOW A COOKTOP



KW RATING	
240V	3.6
208V	2.7
BREAKER SIZE	
240V	20 Amps
208V	20 Amps

JK5000	
Cabinet	27"
A – Overlap of oven at top of cutout	1"
B – Overlap of oven over side of edges of cutout	1"
C – Overlap of oven at bottom of cutout	1"
Oven	
D – Install depth	23-1/2"
E – Overall height with trim	28-7/8"
F – Overall width	26-3/4"



For answers to your Monogram, GE Café™ Series, GE Profile™ Series or GE Appliances product questions, visit our website at geappliances.com or call GE Answer Center® Service, 800.626.2000.



Listed by
Underwriters
Laboratories



Specification Revised 6/18

JK5000SF

GE® 27" Built-In Single Convection Wall Oven

UNDERCOUNTER DIMENSIONS AND INSTALLATION INFORMATION

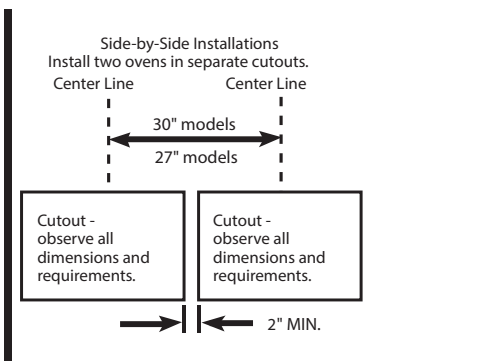
NOTE: 36" ribbon cooktops are approved for use over GE 30" single wall ovens and warming drawers. 30" ribbon cooktops are approved for use over GE 30" and GE 27" single wall ovens and warming drawers. Refer to cooktop and wall oven installation information packed with products for current dimensional data.

Electric wall ovens are not approved for installation with a plug and receptacle. They must be hard wired in accordance with installation instructions.

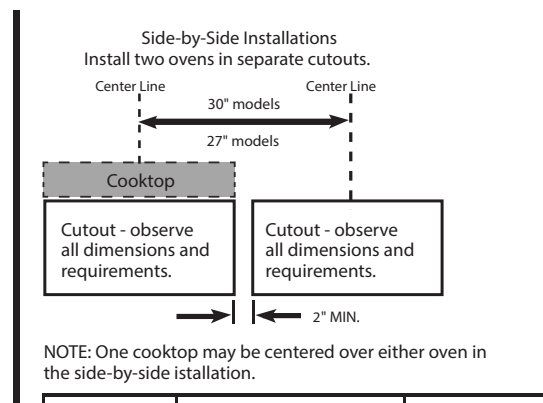
NOTE: Oven is rated for use only under GE 30" standard or sealed burner gas and selected GE 30" smoothtop and Calrod® electric cooktops.

Installation information: Before installing, consult installation instructions packed with product for current dimensional data.

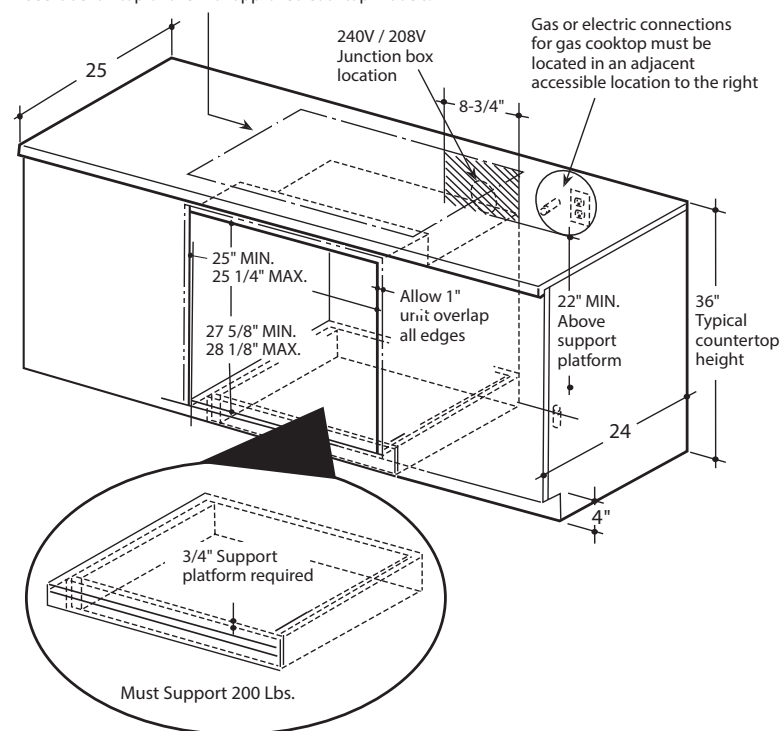
SIDE BY SIDE SINGLE OVENS



SIDE BY SIDE SINGLE OVENS UNDER COOKTOP AND COUNTER



Gas or electric cooktops may be installed over this oven. See cooktop installation instructions for cutout size. See label on top of oven for approved cooktop models.



Dimension and installation information are shown in inches.



For answers to your Monogram, GE Café™ Series, GE Profile™ Series or GE Appliances product questions, visit our website at geappliances.com or call GE Answer Center® Service, 800.626.2000.

JK5000SF

GE® 27" Built-In Single Convection Wall Oven

FEATURES AND BENEFITS

True European Convection – Achieve delicious results from a third heating element and fan combination

Self-clean with steam clean option – Clean your oven the way you want

Self-clean heavy-duty oven racks – Conveniently clean your oven and racks together

Glass touch controls – Set temperatures quickly and clean with little effort

Halogen interior oven lighting – Easily see how your food is baking

Ten-pass bake element – Even baking is assured with heat that covers more surface area

Eight-pass broil element – Get full broil coverage and even browning from edge to edge

4.3 cu. ft. oven capacity – Cook more dishes at once

Black gloss oven interior – Enjoy a clean and sleek appearance

Hidden bake – Make cleanup easy by eliminating hard-to-reach areas

Model JK5000SFSS – Stainless steel

GUARANTEED FIT

Replacing a similar wall oven from GE or another brand? GE wall ovens are guaranteed for an exact fit to make replacement easy

Visit geappliances.com for more info

