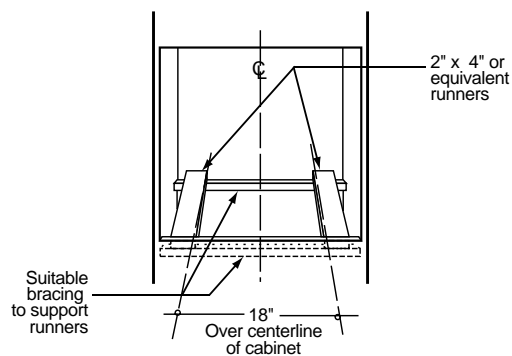
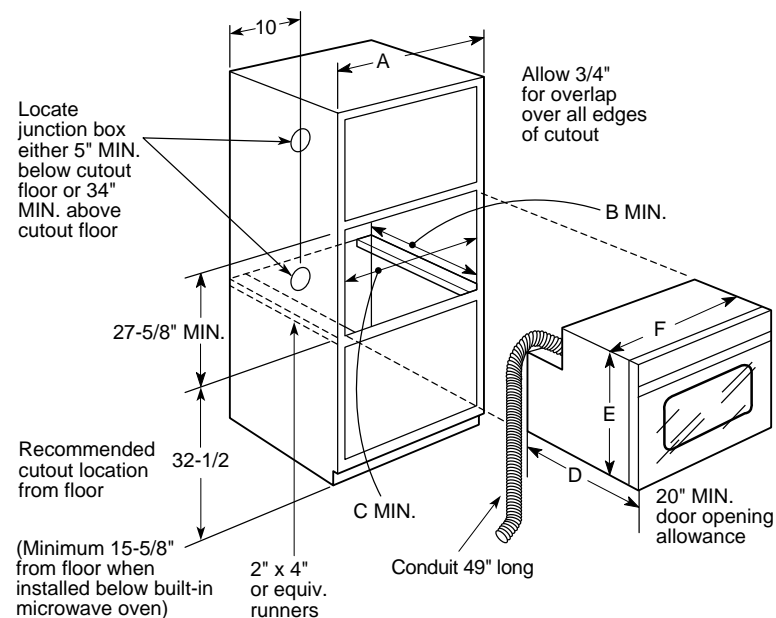




JKP18BD/CD/SD/WD – GE Profile™ 27" Built-In Single Convection Wall Oven

Dimensions (in inches)



(Must support 275 lbs.)

KW Rating	
240V	3.4
208V	2.6
Breaker Size	
20 Amps	

Cabinet	27"
A – Cabinet Width Required	27" min.
B – Minimum Cabinet Depth	23-5/8"
C – Opening Width	25" min.-25-1/4" max.
Maximum Opening Height	28-1/8"
Oven	
D – Overall Depth	23-5/8"
E – Overall Height Without Trim	28-1/4"
F – Overall Width	26-5/8"

Note: This model can be installed side-by-side with no less than 30" distance between center to center of each oven.

Installation Information: Before installing, consult installation instructions packed with product for current dimensional data.

Note: Cabinets installed adjacent to wall ovens must have an adhesion spec of at least 194° temperature rating.

Note: Models JKP18 and JKP15 can be installed side-by-side with no less than 30" distance between center-to-center of each oven.



For answers to your Monogram®, GE Profile™ or GE appliance questions, visit our website at GEAppliances.com or call GE Answer Center® service, 800.626.2000.

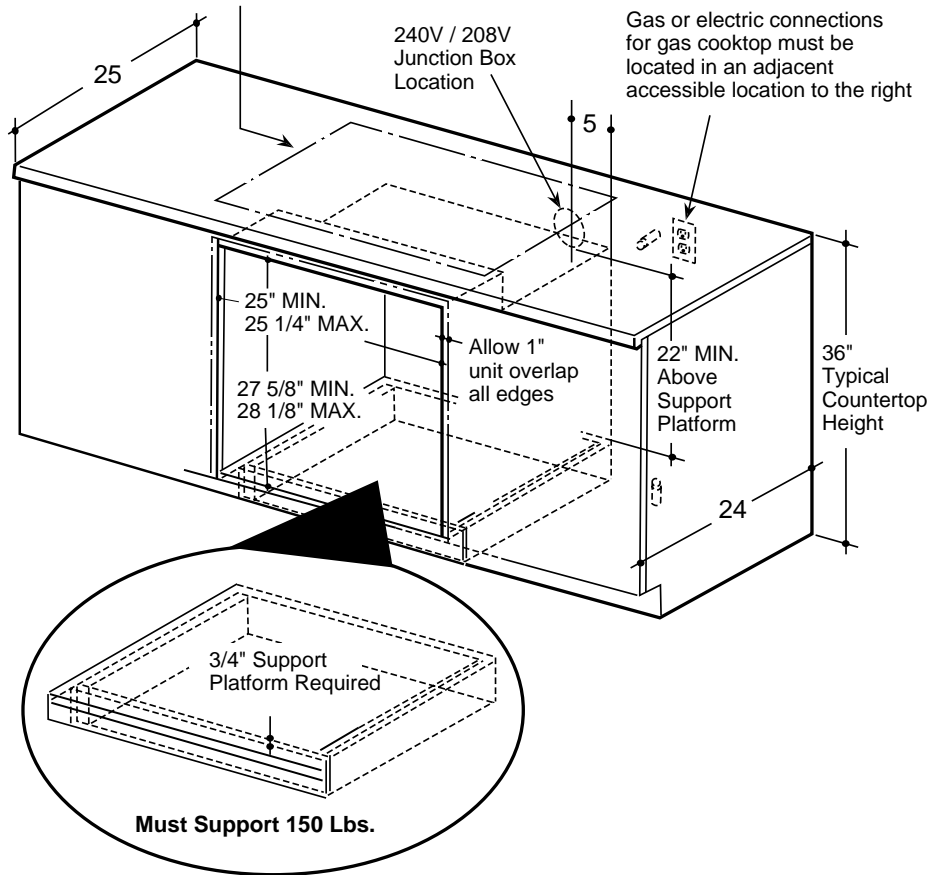


Profile™

JKP18BD/CD/SD/WD – GE Profile™ 27" Built-In Single Convection Wall Oven

Dimensions (in inches)

Gas or electric cooktops may be installed over this oven. See cooktop installation instructions for cutout size. See label on top of oven for approved cooktop models.



Note: Oven is rated for use only under 30" gas (standard or sealed burner) and selected 30" electric (CleanDesign and Calrod®) cooktops.


Installation Information: Before installing, consult installation instructions packed with product for current dimensional data.



For answers to your Monogram®, GE Profile™ or GE appliance questions, visit our website at GEAppliances.com or call GE Answer Center® service, 800.626.2000.



JKP18BD/CD/SD/WD – GE Profile™ 27" Built-In Single Convection Wall Oven



Features and Benefits

- Convection Bake and Convection Roast with Convection Conversion
- TrueTemp™ System
- Extra-Large 3.6 cu. ft. Capacity Self-Cleaning Convection Oven with CleanDesign™ Oven Interior and Delay Clean Option
- SmartSet Electronic Oven Controls with Digipad
- Sabbath Mode/Proofing Mode
- 3 Heavy Duty Oven Racks with 4 Embossed Positions and Roasting Rack
- True Frameless Glass Oven Door with Big ClearView™ Window and Halogen Interior Light
- Model JKP18WDWW – White on white
- Model JKP18BDBB – Black on black
- Model JKP18CDCC – Bisque
- Model JKP18SDSS – Stainless steel