

# JB680SP

## GE® 30" Free-Standing Electric Convection Range

### Dimensions and Installation Information (in inches)

KW Rating	
240V	14.2
208V	10.7
Breaker Size	
40 Amps†	

†**Note:** Check local codes for required breaker size.

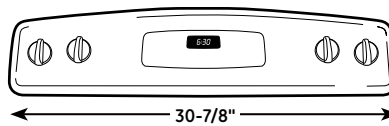
Effective January 1, 1996, the National Electrical Code requires that new construction (not existing) utilize a 4-conductor connection to an electric range.

**Receptacle Locations:** Locally approved flexible service cord or conduit must be used because terminals are not accessible after range installation. See shaded area in drawing for location of electrical outlet box. Recommended outlet locations allow range to be installed directly against wall.

**Note:** 30" ranges conform to U.L. requirements for 0" spacing from adjacent walls below countertops. To reduce possibility of scorching walls, engineering recommends a minimum of 1-1/2" spacing to allow for possible extended, high-heat, no-load heating element operation.

**Installation information:** Before installing, consult installation instructions packed with product for current dimensional data.

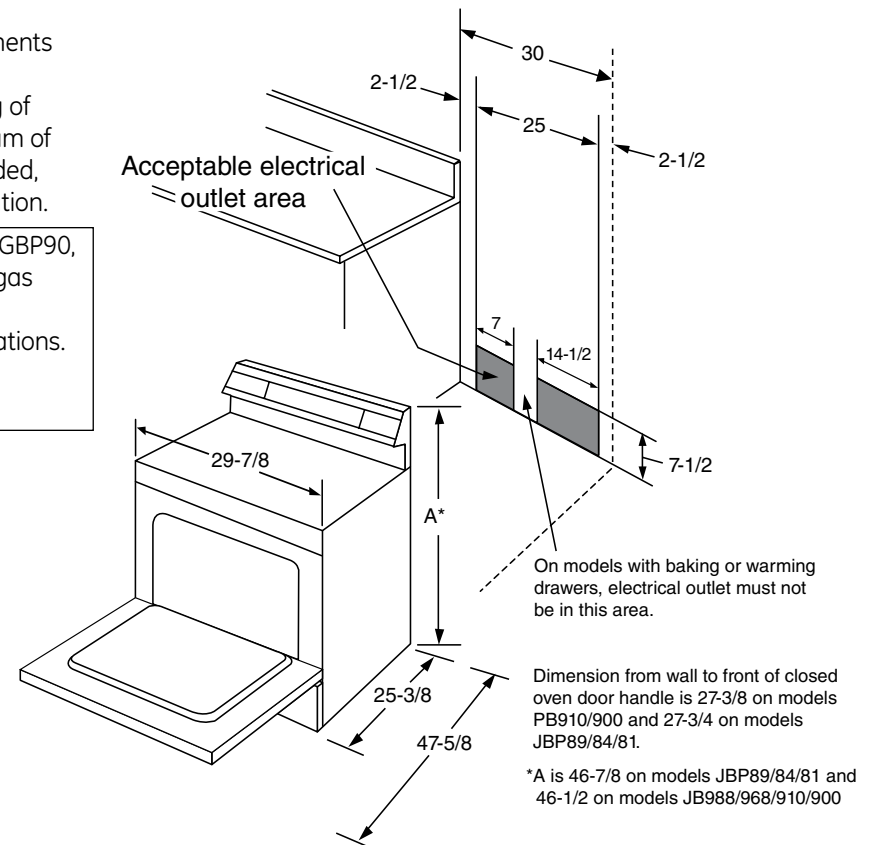
For answers to your Monogram®, GE Profile™ or GE® appliance questions, visit our website at [ge.com](http://ge.com) or call GE Answer Center® service, 800.626.2000.



All 30" GE gas and electric range backguards are 30-7/8" wide.\*

**Note:** 30" ranges conform to U.L. requirements for 0" spacing from adjacent walls below countertops. To reduce possible scorching of walls, engineering recommends a minimum of 1-1/2" spacing to allow for possible extended, high heat, no-load heating element operation.

\*Except these models: JGBS07, JGBS04, JGBP90, all GE Profile free-standing electric and gas ranges  
Fits most countertop backsplash applications. Consult Use & Care Manual for detailed installation instructions.



imagination at work



All GE ranges are equipped with an Anti-Tip device. The installation of this device is an important, required step in the installation of the range.




Listed by Underwriters Laboratories

# JB680SP

## GE® 30" Free-Standing Electric Convection Range

### Features and Benefits

- Convection Bake - This setting is optimal for baking casseroles or lasagnas, yeast breads, pies and pizzas with no need to turn the pan
- Super-Large 5.3 Cu. Ft. Oven Capacity - Provides an impressively large oven interior to cook more dishes and large meals at once
- Hidden Bake Oven Interior - Conceals the lower oven bake element to eliminate hard-to-reach areas that collect food and spills for easy cleaning
- Self-Clean Oven - Self-clean allows you to spare yourself from the trouble and effort it takes to scrub the oven interior. The oven does all the work!
- 12" Element - A large, 2700-watt element provides exceptional cooking power
- Warming Zone (Fifth element warming zone) - Simplify meals by keeping foods fresh from the oven warm and ready to serve
- 5"/8" PowerBoil Element - This powerful element supplies the intense heat needed for faster boiling, sautéing and stir frying
- QuickSet IV Oven Controls - Feature an easy to use design which allows you to set precise cooking temperatures
- Six-Pass Bake Element - One continuous heating element delivers even heating, unparalleled baking and evenly cooked food
- Big Hearth Window - Elegant shaped window makes it easy to monitor the progress of food
- Model JB680SPSS - Stainless Steel



imagination at work