

# PSS29NGS

## GE Profile™ 28.5 Cu. Ft. Side-By-Side Refrigerator

### Dimensions and Installation Information (in inches)

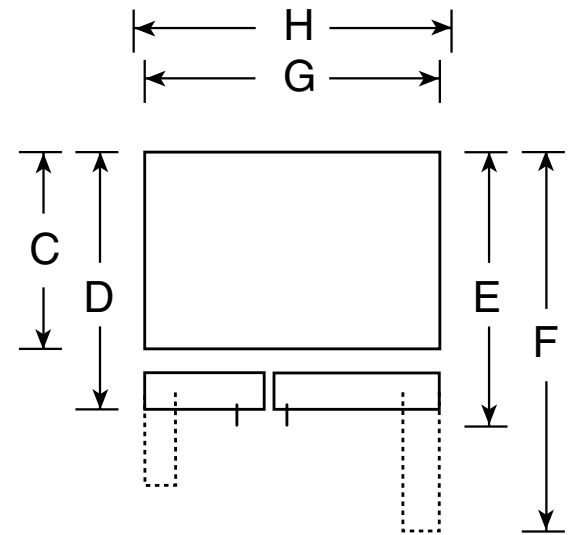
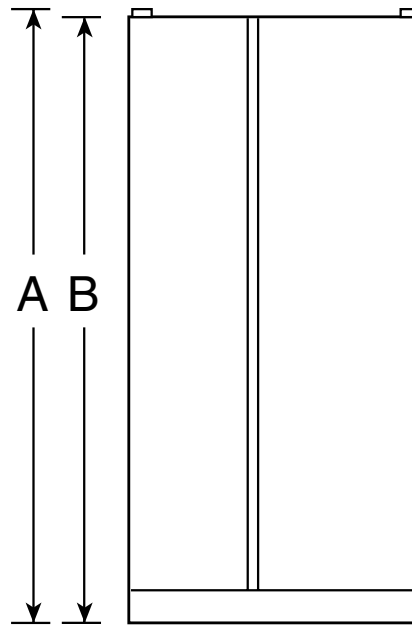
Overall Dimensions	Height to top of hinge (in.) <b>A</b>	<b>69-1/4</b>
	Height to top of case (in.) <b>B</b>	<b>68-3/4</b>
	Case depth without door (in.) <b>C†</b>	<b>28</b>
	Case depth less door handle (in.) <b>D†</b>	<b>33-4/7</b>
	Case depth with door handle (in.) <b>E†</b>	<b>36</b>
	Depth with fresh food door open 90° (in.) <b>F†</b>	<b>50-1/16</b>
	Width (in.) <b>G</b>	<b>35-3/4</b>
Air Clearances	Width with door open 90° inc. door handle (in.) <b>H</b>	<b>45-1/2</b>
	Each side (in.)	<b>1/8</b>
	Top (in.)	<b>1</b>
	Back (in.)	<b>1</b>

†Water hook-up fits in back air clearance when calculating installation depth.

If installed against a wall, allow clearance of 13" on freezer side to remove bin. To remove fresh food pans, remove door bins.

Clearance required to remove fresh food full-size pan without disassembling is 16-1/4".

Allow additional space for any necessary leveling adjustments.



Top View

For answers to your Monogram®, GE Profile™ or GE® appliance questions, visit our website at [ge.com](http://ge.com) or call GE Answer Center® service, 800.626.2000.



imagination at work



Listed by  
Underwriters  
Laboratories



Specification Revised 7/05


210326

# PSS29NGS

## GE Profile™ 28.5 Cu. Ft. Side-By-Side Refrigerator

### Features and Benefits

- CustomCool™ Technology With Full Extension Slides - Chills in minutes thaws in hours and keeps foods fresher, longer
- ClimateKeeper™ system - Best Temperature Management System You Can Buy!
- Upfront Electronic Touch Temperature Controls with Digital Temperature Display - Clearly displays exact temperature for the fresh food and freezer compartments
- Integrated Ice™ System - Frees up valuable freezer space. It tilts down, providing easy access to bulk ice
- LightTouch! tall dispenser - Delivers chilled water cubed ice or crushed ice at the slightest touch
- Slide 'n Store™ full-extension freezer baskets - Extends 12" to 16" beyond the cabinet, providing easy access to contents
- FrostGuard™ Technology - Reduces freezer burn, so foods retain their texture and flavor
- Integrated Shelf Support System - Provides strong, yet flexible support
- Adjustable Slide-Out, Spillproof Glass Shelves - Shelves slide out, spills stay put
- Quick Ice™ Option - Makes ice up to 50% faster than normal settings-ideal for entertaining
- TurboCool™ Setting - "Revs up" the refrigerator, cooling it quickly after frequent door openings
- GE SmartWater™ Plus Filtration System - Delivers clean, great-tasting water and ice through the LightTouch! Dispenser with indicator light
- In-the-Door Beverage Rack - Conveniently located inside the refrigerator door to increase flexibility and to free up valuable shelf space
- ClearLook™ Adjustable Gallon Door Bin - Store gallon containers with ease
- Model PSS29NGSWW - White on white
- Model PSS29NGSBB - Black on black



imagination at work