

PVM1870DM

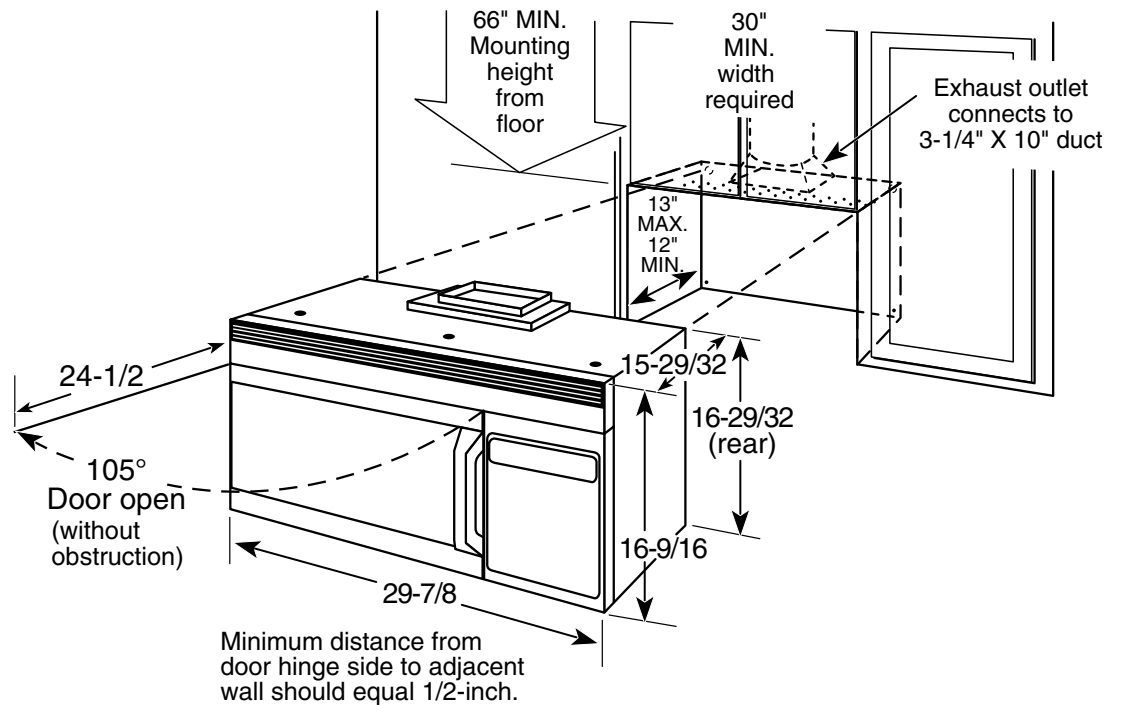
GE Profile™ Spacemaker® 1.8 Cu. Ft. XL1800 Over-the-Range Microwave Oven

Dimensions and Installation Information (in inches)

Note: Requires 120V grounded outlet. Electrical receptacle must be located in cabinet above Spacemaker microwave oven. No additional wiring, venting or cabinet rebuilding necessary in many cases. Complete detailed, easy-to-follow installation instructions and convenient full-size templates are packed with the Spacemaker microwave oven.

Important Information: When installing the Spacemaker microwave oven over a range, allow minimum of 2" from bottom of Spacemaker microwave oven to top of range backguard to allow for removal of light covers.

Installation Information: This information is not intended to be used for installing unit described. Before installing, consult installation instructions packed with product/kit for current dimensional data.



For answers to your Monogram®, GE Profile™ or GE® appliance questions, visit our website at ge.com or call GE Answer Center® service, 800.626.2000.



PVM1870DM

GE Profile™ Spacemaker® 1.8 Cu. Ft. XL1800 Over-the-Range Microwave Oven

Optional Accessories (Available at additional cost)

Hood Exhaust Duct: Outside ventilation requires a HOOD EXHAUST DUCT. Read the following carefully.

Exhaust Connection: The hood exhaust has been designed to mate with a standard 3-1/4" x 10" rectangular duct. If a round duct is required, a rectangular-to-round transition adaptor must be used. Do not use less than a 6" diameter duct.

Rear Exhaust: If a rear or horizontal exhaust is to be used, care should be taken to align exhaust with space between studs, or wall should be prepared at the time it is constructed by leaving enough space between the wall studs to accommodate exhaust.

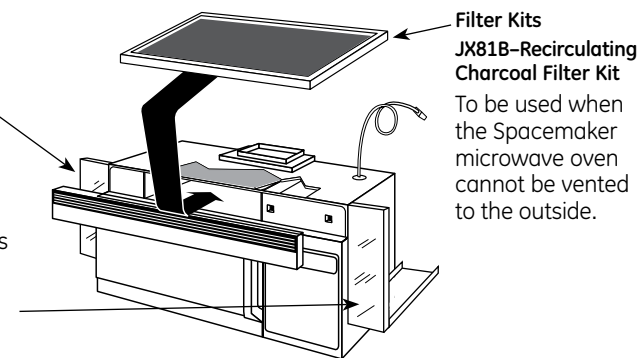
Maximum Duct Length: For satisfactory air movement, the total duct length of 3-1/4" x 10" rectangular or 6" diameter round duct should not exceed 140 equivalent feet.

ELBOWS, TRANSITIONS, WALL AND ROOF CAPS: etc., present additional resistance to airflow and are equivalent to a section of straight duct which is longer than their actual physical size. When calculating the total duct length, add the equivalent length of all transitions and adaptors plus the lengths of all straight duct sections. The chart below shows the approximate feet of equivalent length of some typical ducts.

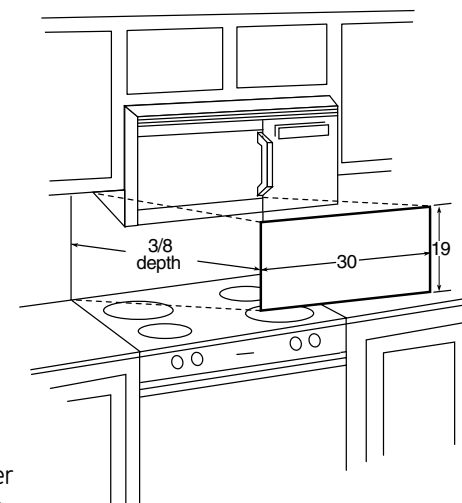
Duct	Equivalent Feet
A. Rectangular-To-round Transition Adaptor	5 ft.
B. Wall Cap	40 ft.
C. 90° Elbow	10 ft.
D. 45° Elbow	5 ft.
E. 90° Elbow	25 ft.
F. 45° Elbow	5 ft.
G. Roof Cap	24 ft.

Filler Panel Kits
JX40CT-Bisque
JX41-Black
JX40WH-White

When replacing a 36" or 42" range hood, this kit fills in the additional width to provide a custom built-in appearance. For installation between cabinets only; not for end-of-cabinet installation. Each kit contains two 3"-wide filler panels. Two kits are needed for a 42" opening.



Filter Kits
JX81B-Recirculating
Charcoal Filter Kit
To be used when the Spacemaker microwave oven cannot be vented to the outside.



JX22SS - Stainless Steel Decorative Panel Kit When replacing a Hi/Low range with a microwave/convection oven or Spacemaker over a range model, this panel kit fills in the area between the microwave and range left by the H-Low model.



imagination at work



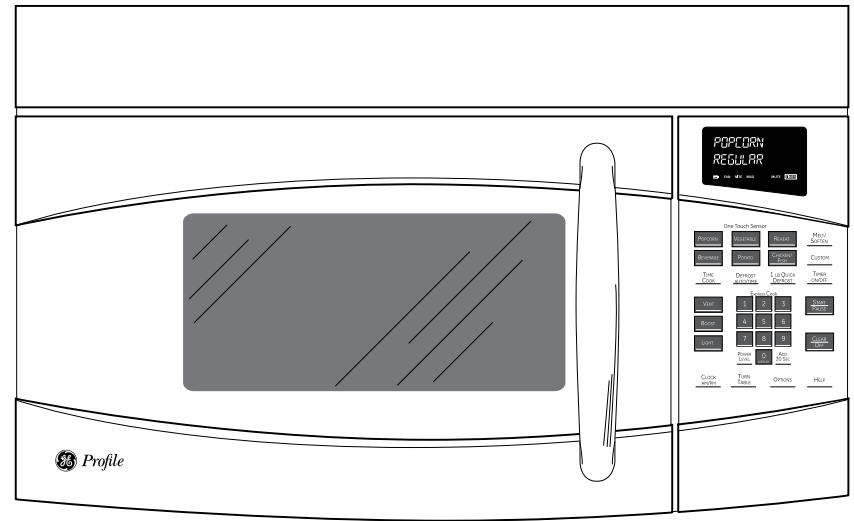
Listed by
Underwriters
Laboratories

PVM1870DM

GE Profile™ Spacemaker® 1.8 Cu. Ft. XL1800 Over-the-Range Microwave Oven

Features and Benefits

- 1.8 Cu. Ft. Capacity - 1100 Watts (IEC-705 test procedure)
- Circuwave™ 1100 Cooking System - Patented system provides more power for faster more even cooking results
- Sensor Cooking Control - Provides a built-in sensor in the upper microwave that automatically calculates and adjusts cooking times and power levels for favorite foods
- 1-lb. Quick Defrost - Evenly defrosts a pound meat, poultry or fish in a fraction of the usual time, without precooking or turning the food
- Full-Width Active Hidden Vent - Out of sight when not in use, the oven vent hides behind the sleek top panel for a sophisticated, easy-to-clean look
- 14-1/4" Recessed Turntable - Large enough to handle 5-qt. casserole dishes and can easily be removed for cleaning
- Four-Speed, 300-CFM Venting System with Boost - with recirculating exhaust fan - Quickly moves smoke and steam from the cooktop
- Two Removable Oven Racks - Make room for up to six plates or three 9" x 13" casserole dishes
- Model PVM1870DMWW – White on white
- Model PVM1870DMBB – Black on black
- Model PVM1870DMCC – Bisque on bisque



imagination at work