

JB640DP

GE® 30" Free-Standing Electric Range

Dimensions and Installation Information (in inches)

KW Rating	
240V	10.5
208V	7.9
Breaker Size	
40 Amps†	

†**Note:** Check local codes for required breaker size.

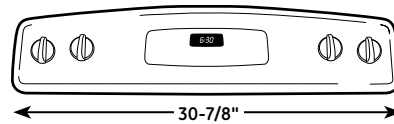
Effective January 1, 1996, the National Electrical Code requires that new construction (not existing) utilize a 4-conductor connection to an electric range.

Receptacle Locations: Locally approved flexible service cord or conduit must be used because terminals are not accessible after range installation. See shaded area in drawing for location of electrical outlet box. Recommended outlet locations allow range to be installed directly against wall.

Note: 30" ranges conform to U.L. requirements for 0" spacing from adjacent walls below countertops. To reduce possibility of scorching walls, engineering recommends a minimum of 1-1/2" spacing to allow for possible extended, high-heat, no-load heating element operation.

Installation information: Before installing, consult installation instructions packed with product for current dimensional data.

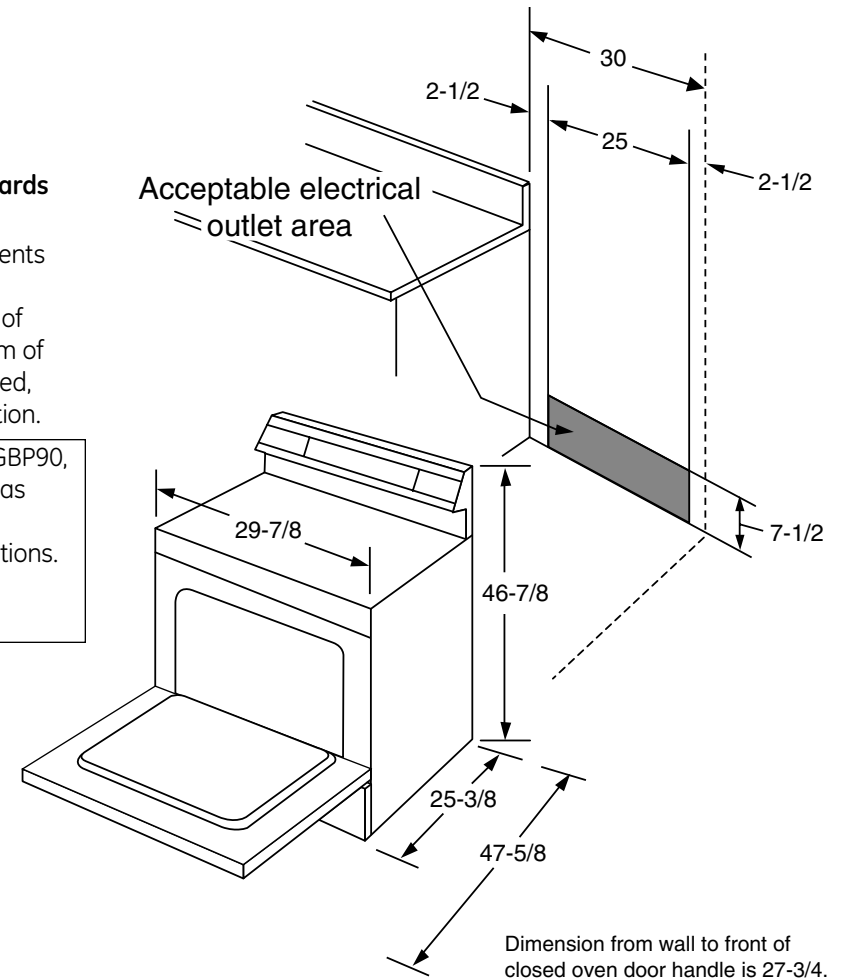
For answers to your Monogram®, GE Profile™ or GE® appliance questions, visit our website at ge.com or call GE Answer Center® service, 800.626.2000.



All 30" GE gas and electric range backguards are 30-7/8" wide.*

Note: 30" ranges conform to U.L. requirements for 0" spacing from adjacent walls below countertops. To reduce possible scorching of walls, engineering recommends a minimum of 1-1/2" spacing to allow for possible extended, high heat, no-load heating element operation.

*Except these models: JGBS07, JGBS04, JGBP90, all GE Profile free-standing electric and gas ranges
Fits most countertop backsplash applications. Consult Use & Care Manual for detailed installation instructions.



imagination at work



All GE ranges are equipped with an Anti-Tip device. The installation of this device is an important, required step in the installation of the range.




Listed by Underwriters Laboratories

JB640DP

GE® 30" Free-Standing Electric Range

Features and Benefits

- Self-clean oven - Self-clean allows you to spare yourself from the trouble and effort it takes to scrub the oven interior. The oven does all the work!
- Super-large oven capacity - Remarkably large oven interior is ideal for holidays, dinner parties and everyday family cooking
- TrueTemp™ system - This feature helps ensure the temperature you set is the temperature you get, with less variance, to give you the baking and broiling performance you desire
- QuickSet oven controls - Electronic touch pads on the control panel make controlling your oven effortless
- 12" element - A large, 2700-watt element provides exceptional cooking power
- Big hearth window - Elegant shaped window makes it easy to monitor the progress of food
- Dual element bake - This top-and-bottom heating produces uniform browning and fast oven preheating
- Ribbon heating elements - Powerful heat beneath the smooth surface provides high-speed warm-up and even heating
- Model JB640DPBB - Black on black
- Model JB640DPCC - Bisque on bisque
- Model JB640DPWW - White on white



imagination at work