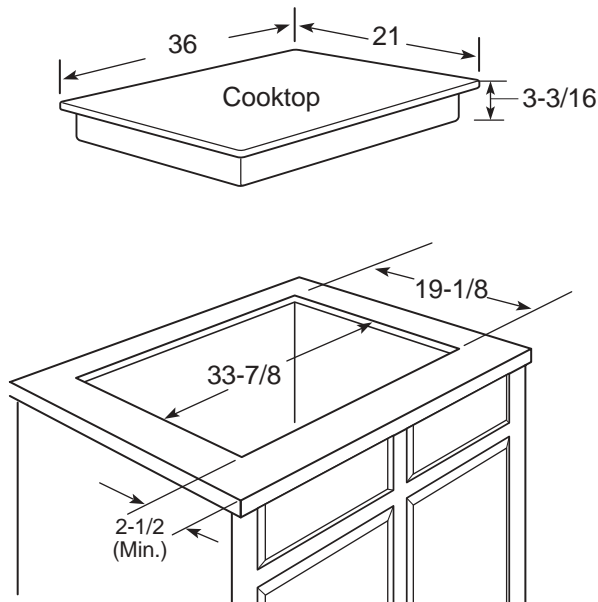




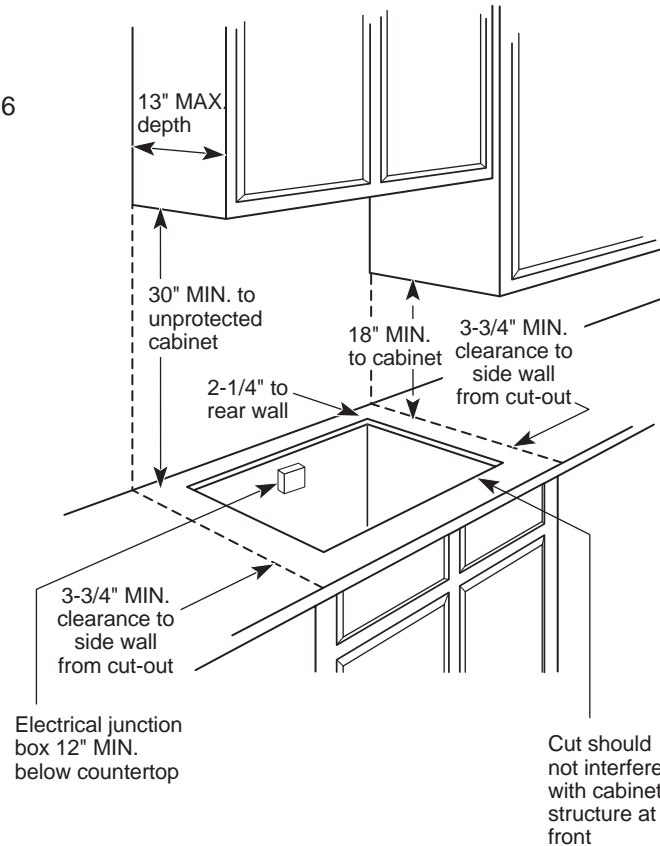
GE Appliances

JGP628BEC/CEC/WEC—GE 36" Built-In Gas Cooktop

Dimensions (in inches)



Counter Installation Dimensions (in inches)



AGA Requirement: All gas cooktop models required 7/16" free area below cooktop height to combustible material. 0" Clearance is required between left and right sides of cooktop below countertop. Requires 18" minimum from countertop to adjacent overhead cabinets.

Note: If installing with a GE Profile Performance™ or GE Profile™ Telescopic Downdraft System, consult both cooktop and downdraft installation instructions packed with product before installing. Cooktop gas/electric supply may need to be re-routed to install downdraft.

Electrical Rating: 120V, 60Hz, 5A

Installation With Single Wall Oven Information:

30" Gas Cooktops are approved for use over select GE 27" Wall Ovens. 30" and 36" Gas cooktops are approved for use over 30" Wall Ovens. Refer to cooktop and wall oven installation instructions packed with product for current dimensional data.

Installation Information: Before installing, consult installation instructions, packed with product, for current dimensional data.

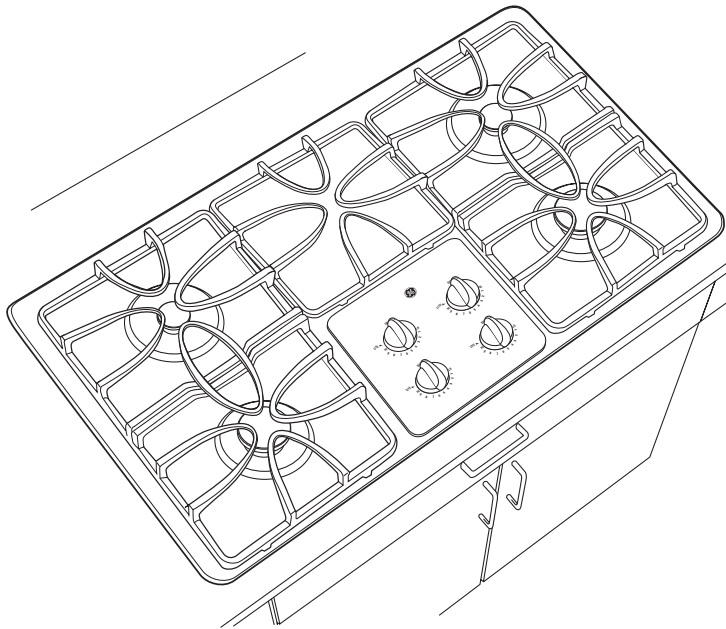
For answers to your Monogram®, GE Profile™ or GE appliance questions, visit our website at WWW.GEAppliance.com or call GE Answer Center® service, 800.626.2000.





GE Appliances

JGP628BEC/CEC/WEC—GE 36" Built-In Gas Cooktop



Features and Benefits

- Deep Porcelain on Steel Design
- Sealed Cooktop Burner Design
- Precise Simmer Burner
- Continuous Grates
- Electronic Pilotless Ignition
- Model JGP628WECWW – White on white
- Model JGP628BECBB – Black on black
- Model JGP628CECCC – Bisque