

# GE Profile™ 30" Slide-In Gas Range

### Dimensions and Installation Information (in inches)

**You must use the rear filler strip kit shipped with the range or the optional accessory backguard when installing these ranges**

**Note:** Cabinets installed adjacent to slide-in ranges must have an adhesion spec of at least 194° temperature rating.

### Optional Kits for Slide-In Gas Ranges:

(Available at additional cost)

## Lower/Side Trim Kits

JXS56BB - Lower Trim Kit (Black)  
JXS56WW - Lower Trim Kit (White)  
JXS56CC - Lower Trim Kit (Bisque)  
JXS77BB - Side Trim Kit (Black)  
JXS77WW - Side Trim Kit (White)  
JXS77CC - Side Trim Kit (Bisque)

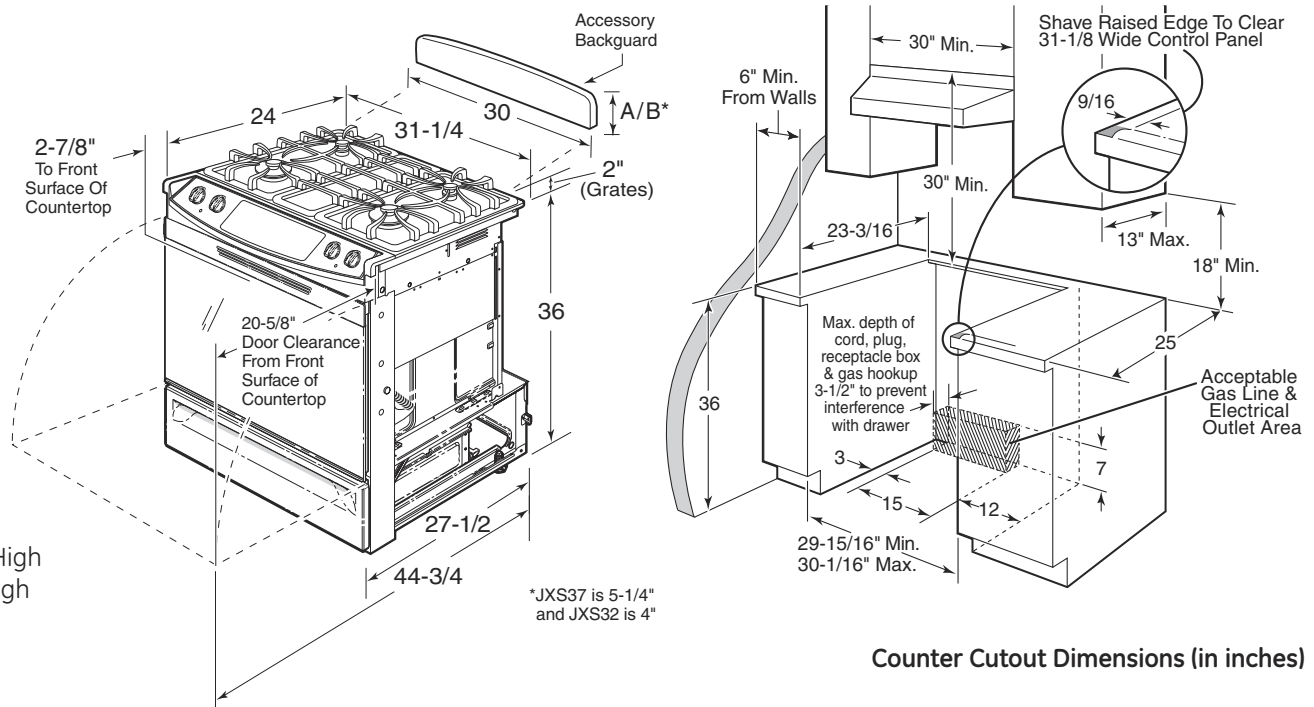
## Accessory Backguards

JXS32BB (Black) - 4" High      JXS32SS (Stainless) - 4" High  
JXS32CC (Bisque) - 4" High      JXS32WW (White) - 4" High  
JXS37BB (Black) - 5-1/4" High  
JXS37CC (Bisque) - 5-1/4" High  
JXS37WW (White) - 5-1/4" High

**Endcap Kit:** JXS40 - Endcap kit to accommodate replacement where countertop may already be notched.

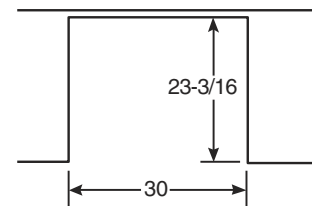
**Installation Information:** Before installing, consult installation instructions packed with product for current dimensional data.

For answers to your Monogram®, GE Profile™ or GE® appliance questions, visit our website at [ge.com](http://ge.com) or call GE Answer Center® service, 800.626.2000.

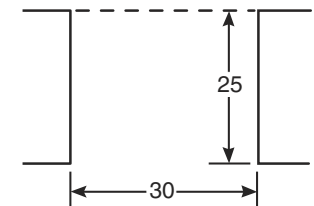


### Counter Cutout Dimensions (in inches)

If you are NOT using the  
Filler strip or Backguard:



If you are using the  
Filler strip or Backguard:



All GE ranges are equipped with an Anti-Tip device. The installation of this device is an important, required step in the installation of the range.



Listed by  
Underwriters  
Laboratories



Specification Created 7/05


230130

# JGS905SEK

## GE Profile™ 30" Slide-In Gas Range

### Features and Benefits

- Self-Clean Oven - Conveniently cleans the oven cavity without the need for scrubbing
- Precise Simmer Burner - Delivers a low setting of 140 degrees, ideal for delicate foods and sauces
- Power Boil™ Burner - Delivers 15,000 BTUs of forceful heat for rapid boiling
- Extra-Large Oven Capacity - Provides a large oven interior ideal for cooking more items at once
- Electronic Oven Controls - One-touch electronic pads are easy-to-use and allow for simple oven operation
- Continuous Grates - Provide a flat, sturdy surface allowing easy movement of pans between burners
- Heavy-Duty Die-Cast Knobs - Add durability and brushed chrome for enhanced style and performance
- Sealed Cooktop Burners - Eliminate the space between the burners and the cooktop to help contain spills and boil over liquids, ensuring easy cleanup
- TrueTemp™ System - Delivers even heat distribution and maximum oven control
- Certified Sabbath Mode - Prepared foods can stay warm in accordance with kosher law
- Big ClearView™ Window - An extra large clear window makes monitoring the progress of food easy
- Frameless Glass Oven Door - Offers an easy-to-clean and stylish design that blends seamlessly into existing cabinetry
- Model JGS905SEKSS - Stainless steel



imagination at work