

Café™ 30" Smart Slide-In Front-Control Induction and Convection Range with Warming Drawer

CHS90XP2MS1

C A F É



FEATURES & BENEFITS

Harness a sense of control - Turn any pan into a smart pan and automatically maintain a set temperature within one degree, thanks to a cooktop sensor that gives you total control from either the display or your smartphone

You've got an eye for perfect timing - Monitor the progress of time-sensitive dishes without needing to open the oven door, with an in-oven camera that provides an interior view of cooking food visible from your smartphone

An attractive appearance at all times - Every detail of your kitchen is designed to delight, thanks to a sleek backlit glass touch control panel that visually disappears when not in use and wakes up when prompted

Enjoy total control in the kitchen and beyond - Control your oven with your smart device or simply your voice using WiFi Connect

The perfect combination of power & precision - Stun guests by showing off your 11" 3,700-watt induction element, which uses chef-preferred induction cooktop technology to deliver precise heat to cookware only. That means you can do everything from boiling a quart of water in 101 seconds to melting butter at exact temperatures with amazing efficiency.

Precise control for flawless results - Delight guests with the precision of sous vide cooking or perfectly prepared fondues and delicate sauces using a precision cooking probe that is sold separately

Ensure consistent temperatures across a large area - Evenly heat large griddles or enamel cookware across two 8" synchronized elements

FEATURES

Cooktop Burner Type	Induction
Cooktop Surface	Edge-to-Edge; Gray Patterned Ceramic Glass
Element - Left Front	8" 2500W Sync Element with Temp Sensor
Element - Left Rear	8" 2500W Sync Element
Element - Right Front	11" 3700W Power Boil
Element - Right Rear	6" 1800W
Element - Center	6" 100W Warming Zone
Configuration	Range with Warming Drawer
Control Location	Front Controls
Hot Surface Indicator Lights	1
Oven Cleaning Type	Steam Clean
Oven Control Features	Audible Preheat Signal; Auto Oven Shut-Off with Override; Auto Recipe Conversion; Auto Self-Clean; Certified Sabbath Mode; Chef Connect; Control Lock Capability; C° or F° Programmable; Delay Bake Option (Time Bake); Delay Clean Option; Electronic Clock & Kitchen Timer; Fast Preheat; Hi / Low Broil; Oven "ON" Light; Oven Camera; Pan Temperature Sensor; Precision Cooktop Sensor; Self-Clean Cool Down Time Display; Steam Clean; Temperature Probe
Oven Cooking Modes	Baked Goods; Convection Bake Multi-Rack; Convection Roast; Frozen Pizza Multi Rack; Frozen Pizza Single Rack; Frozen Snacks Multi Rack; Frozen Snacks Single Rack; Proof; Warming
Self-Clean Oven Door Lock	Automatic
Control Type	Digital Temperature Display; Electronic; Touchpads
Cooking System	True European Convection with Precise Air
Heating Element "ON" Indicator Light	5
Oven Features	8-Pass Broil Element; Hidden Bake
Oven Rack Features	1 Self-Clean Heavy-Duty Roller Rack; 2 Self-Clean Heavy-Duty Oven Racks; 6 Rack Positions
Warming Drawer Features	(3) levels
Connected Capabilities	Amazon Alexa; DiGiorno; Drop; Hestan Cue; IFTTT; Innit; Nest; The Google Assistant
Melt Setting	Yes
WiFi Connect	Built-In
Cooking Technology	Convection
Oven Interior	1 Incandescent; Black; In Oven Camera

CAPACITY

Total Capacity (cubic feet)	5.7 cu ft
-----------------------------	-----------

ACCESSORIES

Trim Kit	JXFILLR1SS - Optional
Air Fry basket	JXAFTRAY1VSS - Optional
Probe Accessory	JXPROBE1 - Optional

WEIGHTS & DIMENSIONS

Approximate Shipping Weight	256 lb
Cabinet Width	30 in
Depth with Door Open	47 1/2 in
Depth Without Handle	26 7/8 in
Net Weight	236 lb
Oven Interior Dimensions (W x H x D) (in.)	24 x 19-7/8 x 20-5/8
Overall Depth	29 1/2 in
Overall Height	37 3/8 in
Overall Width	29 7/8 in
Height to Top of Rear Vent Trim	37 3/8 in
Height to Cooking Surface (in.)	36 1/4 +/- 1/4 in

APPEARANCE

Oven Door Features	Big View Oven Window; Easy Clean Oven Door
Handle	Cafe Pro Style; Customizable; Consumer Removable
Textured Steel Side Panels	Yes

Café™ 30" Smart Slide-In Front-Control Induction and Convection Range with Warming Drawer

CHS90XP2MS1

C A F É

POWER / RATINGS

Amp Rating at 208V	40
Amp Rating at 240V	40
Bake Wattage	2850W
Broiler Wattage	4000W
Convection Wattage	2500W
KW Rating at 208V	11.3
KW Rating at 240V	13.6

WARRANTY

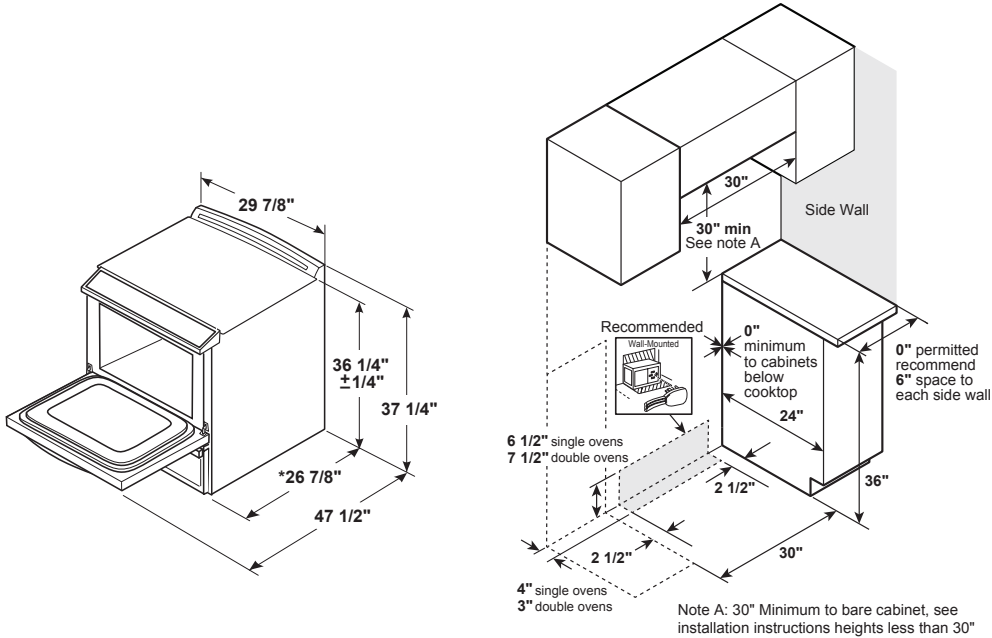
Parts Warranty	Limited 1-Year Entire Appliance
Labor Warranty	Limited 1-Year Entire Appliance
Warranty Notes	See Written Warranty for Full Details

DIMENSIONS

Receptacle Locations: Locally approved flexible service cord or conduit must be used because terminals are not accessible after range installation. See shaded area in drawing for location of electrical outlet box. Recommended outlet locations allow range to be installed directly against rear wall.

Note: This appliance has been approved for 0" spacing to adjacent surfaces above the cooktop. However, a 6" minimum spacing to surfaces less than 15" above the cooktop and adjacent cabinet is recommended to reduce exposure to steam, grease splatter and heat.


Installation Information: Before installing, consult installation instructions for current dimensional data and additional requirements.



ADDITIONAL ACCESSORIES



CXFCHHKPMBZ
Brushed Bronze
2 handles; 6 knobs



CXFCHHKPMSS
Brushed Stainless
2 handles, 6 knobs




CXFCHHKPMBT
Brushed Black
2 handles, 6 knobs



CXFCHHKPMCU
Brushed Copper
2 handles, 6 knobs



CXFCHHKPMCG
Brushed Brass
2 handles, 6 knobs



CXFCHHKPMFB
Flat Black
2 handles, 6 knobs