

# PS905TP/DP

## GE Profile™ Series 30" Slide-In Electric Range

### Dimensions and Installation Information (in inches)

KW Rating	
240V	11.6
208V	8.7
Breaker Size	
240V	40 Amps
208V	40 Amps

**Note:** Cabinets installed adjacent to slide-in ranges must have an adhesion spec of at least 194° temperature rating.

**Note:** To reduce the possibility of scorching the side walls above the countertop when no load is present on burners, it is recommended that a minimum 6" spacing from adjacent side wall be allowed for possible extended high-heat element operation.

**Receptacle Locations:** For all 30" Slide-In Ranges locally approved flexible service cord or conduit must be used because terminals are not accessible after range installation. See shaded area in drawing for location of electrical outlet box. Recommended outlet locations allow range to be installed directly against rear wall.

### Optional Kits For Slide-In Electric Ranges (Available At Additional Cost)

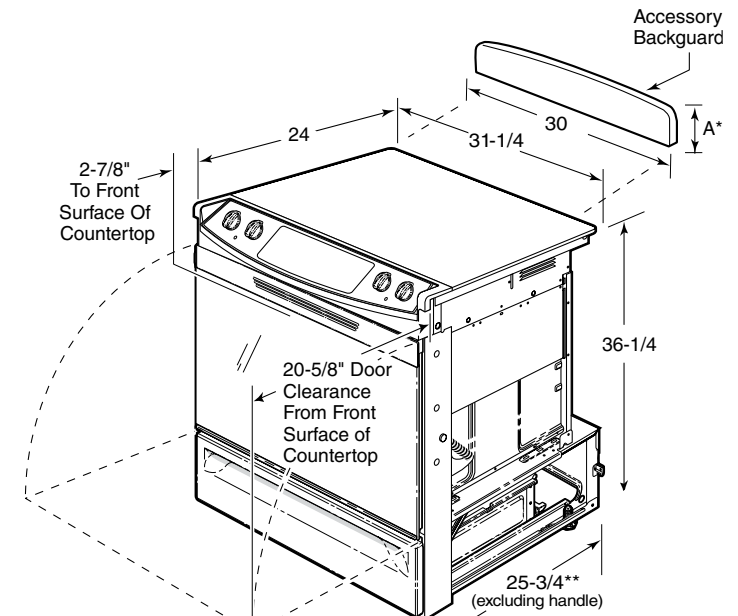
**Accessory Backguards**  
(Attaches to the back of range as a backguard when unit is installed in 30" free-standing cutout)  
JXS32SS (Stainless) - 4" High  
JXS32WW (White) - 4" High  
JXS32BB (Black) - 4" High

**Body Sides**  
(Slide-in ranges are sold without sides installed. Can be installed on either left or right when unit has one exposed side [no cabinet adjacent]. Kit contains 1 body side)  
JXS77WW (White)  
JXS77BB (Black)

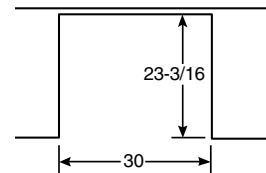
**Optional Lower Trim Kits**  
(If counter height is greater than 36.5", a lower trim kit is recommended to extend the useful height to 38" maximum)  
JXS56WW - White  
JXS56BB - Black

**Rear Filler Strip**  
WB07T10680 - Black Filler Strip Assembly  
WB07T10681 - White Filler Strip Assembly

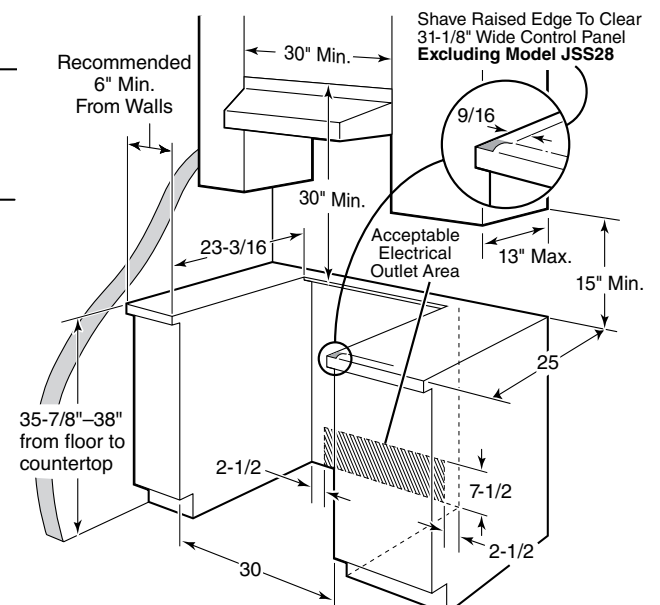
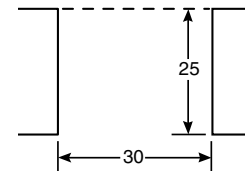
**Installation information:** Before installing, consult installation instructions packed with product for current dimensional data.



If you are NOT using the Filler strip or Backguard:



If you are using the Filler strip or Backguard:



imagination at work

For answers to your Monogram® or GE® appliance questions, visit our website at [geappliances.com](http://geappliances.com) or call GE Answer Center® service, 800.626.2000.



All GE ranges are equipped with an Anti-Tip device. The installation of this device is an important, required step in the installation of the range.



Listed by Underwriters Laboratories



Specification Revised 4/13


220441

# PS905TP/DP

## GE Profile™ Series 30" Slide-In Electric Range

### Features and Benefits

- Self-clean Oven - Self-clean allows you to spare yourself from the trouble and effort it takes to scrub the oven interior. The oven does all the work!
- Power Boil Element - Accommodates various-size pots or pans and 3,000 watts of power speeds the broiling process
- Bridge Element - Combines three cooktop elements into one large cooking area, ideal for griddles and gourmet pans
- Warming Zone (Fifth element warming zone) - Simplify meals by keeping foods fresh from the oven warm and ready to serve
- True Temp Oven System - This feature helps ensure the temperature you set is the temperature you get to give you the baking and broiling performance you desire
- Ribbon Heating Elements - Powerful heat beneath the smooth surface provides high-speed warm-up and even heating
- Electronic Oven Controls - Electronic pads on the control panel are easy to operate with just a touch
- 4.4 cu. ft. Oven Capacity - Remarkably large oven interior is ideal for holidays, dinner parties and everyday family cooking
- Ceramic Glass Cooktop - A smooth cooktop surface makes cleaning quick and easy
- Warm Mode - Helps keep just-cooked foods warm and at the ideal serving temperature
- Model PS905TPWW - True white (white door and true white cooktop)
- Model PS905DPBB - Black on black (black door and black patterned cooktop)



imagination at work