

CVM9179SL/EL

GE Café™ Series 1.7 cu. ft. Convection Over-the-Range Microwave Oven

C A F É

DIMENSIONS AND INSTALLATION INFORMATION (IN INCHES)

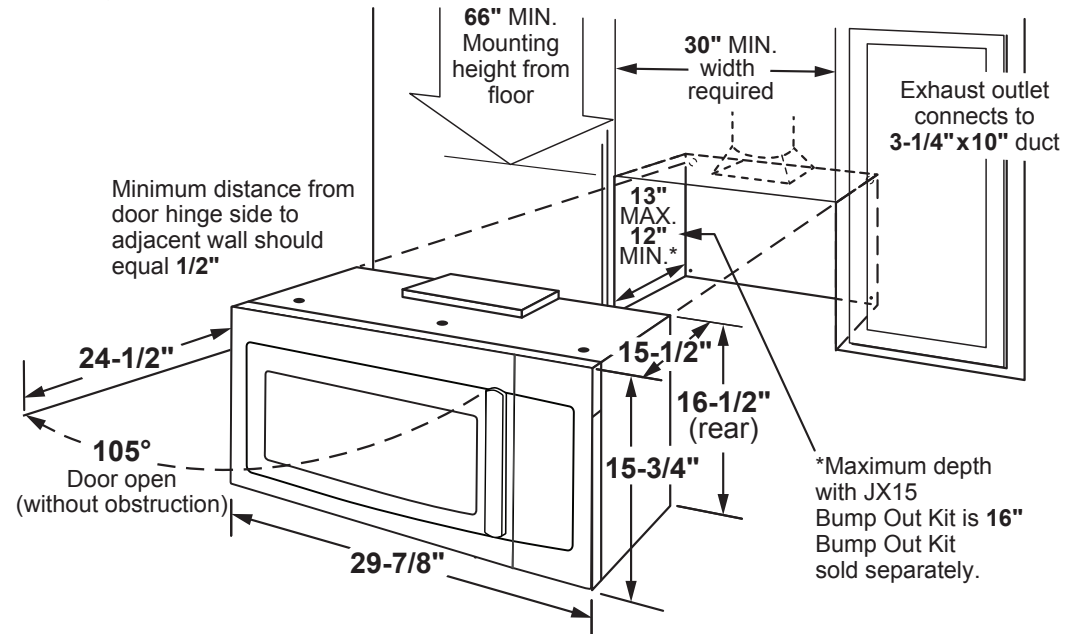
NOTE: Requires 120V grounded outlet. Electrical receptacle must be located in cabinet above microwave oven. No additional wiring, venting or cabinet rebuilding necessary in many cases. Complete detailed, easy-to-follow installation instructions and convenient full-size templates are packed with the microwave oven.

IMPORTANT INFORMATION: When installing the microwave oven over a range, allow minimum of 2" from bottom of microwave oven to top of range backguard to allow for removal of light covers.

VENTILATION OPTIONS: The microwave ovens are designed for adaptation to the following three types of ventilation:

- Outside exhaust (vertical – as shown)
- Outside exhaust (horizontal)
- Recirculating (non-vented ductless – see Filter Kit drawing)

INSTALLATION INFORMATION: This information is not intended to be used for installing unit described. Before installing, consult installation instructions packed with product/kit for current dimensional data.



CVM9179SL/EL

GE Café™ Series 1.7 cu. ft. Convection Over-the-Range Microwave Oven



DIMENSIONS AND INSTALLATION INFORMATION (IN INCHES)

HOOD EXHAUST DUCT: Outside ventilation requires a HOOD EXHAUST DUCT. Read the following carefully.

EXHAUST CONNECTION: The hood exhaust has been designed to mate with a standard 3-1/4" x 10" rectangular duct. If a round duct is required, a rectangular-to-round transition adaptor must be used. Do not use less than a 6" diameter duct.

REAR EXHAUST: If a rear or horizontal exhaust is to be used, care should be taken to align exhaust with space between studs, or wall should be prepared at the time it is constructed by leaving enough space between the wall studs to accommodate exhaust.

MAXIMUM DUCT LENGTH: For satisfactory air movement, the total duct length of 3-1/4" x 10" rectangular or 6" diameter round duct should not exceed 140 equivalent feet.

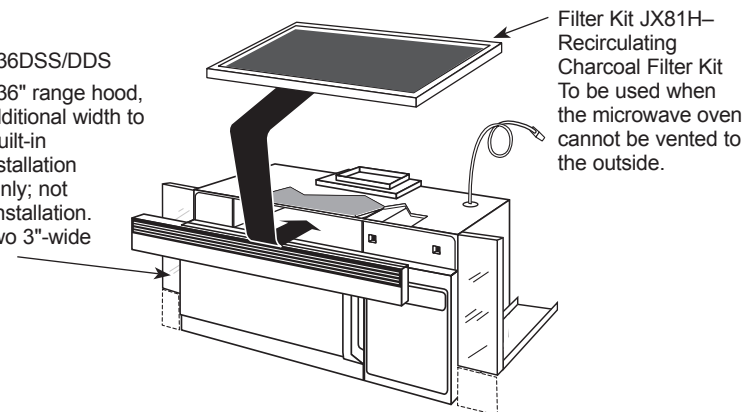
ELBOWS, TRANSITIONS, WALL AND ROOF CAPS, etc., present additional resistance to airflow and are equivalent to a section of straight duct which is longer than their actual physical size. When calculating the total duct length, add the equivalent length of all transitions and adaptors plus the lengths of all straight duct sections. The chart below shows the approximate feet of equivalent length of some typical ducts.

DUCT	EQUIVALENT FEET
A. Rectangular-To-round Transition Adaptor	5 ft.
B. Wall Cap	40 ft.
C. 90° Elbow	10 ft.
D. 45° Elbow	5 ft.
E. 90° Elbow	25 ft.
F. 45° Elbow	5 ft.
G. Roof Cap	24 ft.

OPTIONAL ACCESSORIES (AVAILABLE AT ADDITIONAL COST)

Filler Panel Kits JX36DSS/DDS

When replacing a 36" range hood, this kit fills in the additional width to provide a custom built-in appearance. For installation between cabinets only; not for end-of-cabinet installation. Each kit contains two 3"-wide filler panels.



CVM9179SL/EL

GE Café™ Series 1.7 cu. ft. Convection Over-the-Range Microwave Oven

C A F É

FEATURES AND BENEFITS

1.7 cu. ft. capacity – 950 Watts (IEC-705 test procedure)

Steam cook button – Perfectly prepare your steamed favorites

Fast Cook – Convection and microwave cooking combine to deliver fast oven-quality results

Sensor cooking controls – Automatically adjusts time and power for delicious cooking results

Chef Connect – Three options with a single touch. For instant convenience, choose when to automatically sync clocks and the range elements with the microwave's surface light and vent

LED cooktop lighting – Brighten the kitchen while saving on energy and maintenance costs

Easy clean enamel interior with steam clean – Makes cleaning spills and splatters a snap

Convection rack – Achieve golden-brown results with a specially designed rack that allows air to circulate around foods for even heat distribution during convection cooking

Upfront charcoal filter with indicator light – Light indicates when odor-removing charcoal filter needs to be replaced

Removable oven rack – Full-width cooking rack allows for multi-level cooking simultaneously, allowing you to cook large quantities of your family's favorites

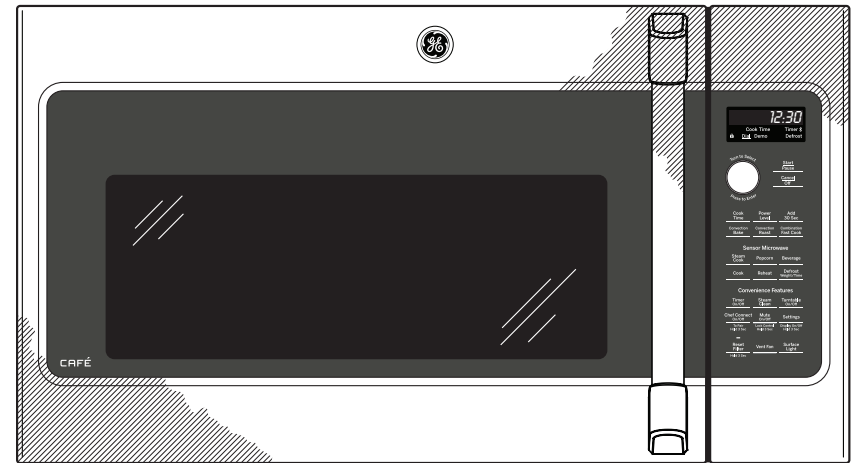
4-speed, 300-CFM venting system – Removes smoke, steam and odors

My Cycle – Create a custom cook time setting, and with one touch, cook your favorite dish just the way you like

Convection cooking – Choose this setting when baking or browning is desired

Model CVM9179SLSS – Stainless steel

Model CVM9179ELDS – Black Slate



Listed by
Underwriters
Laboratories