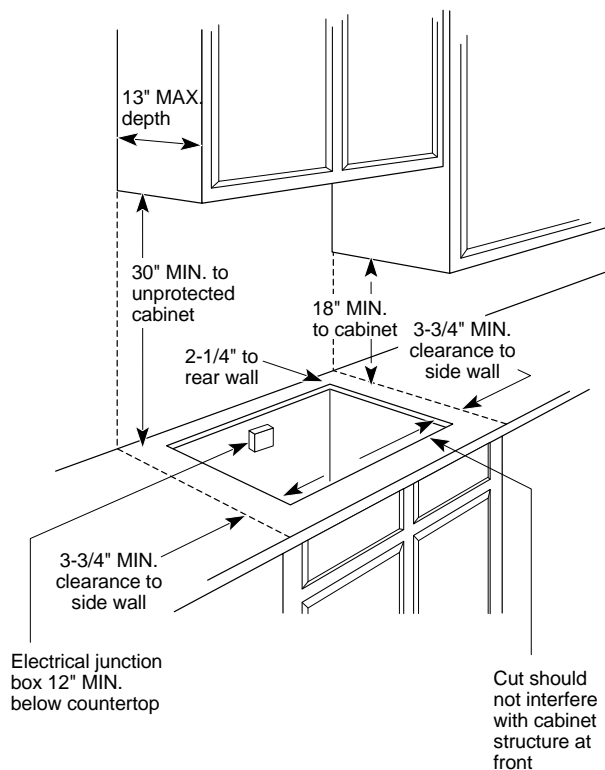




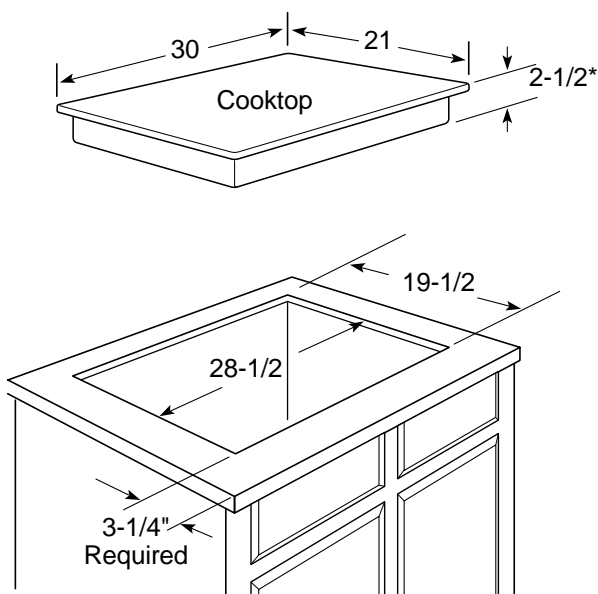
Profile Performance Series™

JGP930SEASS—GE Profile Performance™ Built-In Gas Cooktop

Counter Installation Dimensions (in inches)



Dimensions (in inches)



*Depth of unit at conduit location (rear) is 4-3/4"

For answers to your Monogram®, GE Profile Performance Series™, GE Profile™, and GE appliance questions, call GE Answer Center® service, 800.626.2000.



Optional Gas Range Wok Accessory

(Available at additional cost)

JXWK = Wok accessory sits on top of the maximum burner grate to hold a **round-bottom** wok.

AGA Requirement: All gas cooktop models require 7/16" free area below countertop height to combustible material. Requires 18" minimum from countertop to adjacent overhead cabinets.

Note: If installing a gas sealed burner model with a GE Telescopic Downdraft System, consult both cooktop and downdraft installation instructions packed with product before installing. Cooktop gas/electric supply may need to be re-routed to install downdraft. A minimum 26" deep cabinet is required for this installation. Most standard cabinets are only 24" deep.

Electrical Rating: 120V, 60Hz, 5A

Installation With Single Wall Oven Information:

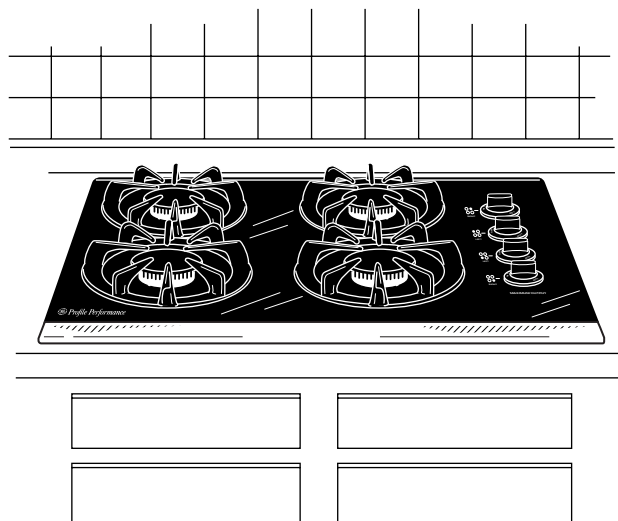
30" Gas Cooktops are approved for use over select GE 27" Wall Ovens. 30" and 36" Gas cooktops are approved for use over 30" Wall Ovens. Refer to cooktop and wall oven installation instructions packed with product for current dimensional data.

Installation Information: Before installing, consult installation instructions packed with product for current dimensional data.



Profile Performance Series™

JGP930SEASS—GE Profile Performance™ Built-In Gas Cooktop



Features and Benefits

- 30" Tempered Glass Cooktop
- 4 Sealed Cooktop Burners
- Maximum Output Burner
- Precise Simmer Burner
- Porcelain-Enameled One-Piece Drip Pans
- Deluxe Cast Grates
- Electronic Pilotless Ignition
- Right-Side Controls
- Model JGP930SEASS—Stainless Steel