

Café™ 30" Smart Slide-In, Front-Control, Radiant and Convection Double-Oven Range

CES750P4MW2 / CES750P2MS1

C A F É



ALSO AVAILABLE IN



CES750P2MS1
Stainless Steel with
Brushed Stainless
handles and knobs



CES750P3MD1
Matte Black with
Brushed Stainless
handles and knobs



FEATURES & BENEFITS

Seamless glass surface streamlines and simplifies cooking - A sleek look is yours with an edge-to-edge glass cooktop that provides a seamless, easy-to-clean surface with more usable cooking space for five course meals

The perfect match for pots and pans of all sizes - Tailor your burner size to your cookware with a 12"/9"/6" element with Power Boil

Create dinners and desserts at the exact same time - From everyday gourmet meals to large dinner parties, achieve impressive results with two independent ovens with a total capacity of 7.0 cu. ft. for true cooking flexibility, along with the accurate heat circulation of True European Convection with Precise Air in the lower oven

An attractive appearance at all times - Every detail of your kitchen is designed to delight, thanks to a sleek backlit glass touch control panel that visually disappears when not in use and wakes up when prompted

Create a look that matches your personal style - Select any combination of premium finishes and hardware options to create a stunning look customized to any owner's taste

Allow your appliances to interact with one another - Create a chef-like experience with Chef Connect, which can synchronize your appliance clocks, asurface lights and vent when a range burner is in use, as well as your microwave and range clocks

When you're updating your kitchen, attention to detail is a priority. That's why Café 30" slide-in ranges are guaranteed for an exact fit or Café Appliances will pay up to \$300 toward modifications

Prepare foods to perfect doneness - Get roasts and meats just right with a temperature probe that lets you monitor progress without opening the oven door

WIFI-ENABLED FEATURES

Built-In WiFi, Powered by SmartHQ™ App - Manage all aspects of your kitchen with the help of the SmartHQ™ App or your voice assistant

Personalized Features + Upgrades - Usher in the latest features by downloading cooking upgrades right to your oven, putting Air Fry and more in your repertoire

No-Preheat Air Fry - Cook healthier, crispier versions of your favorite foods in less time, thanks to an air fryer right in your oven, that doesn't require preheating, a basket or a special tray

APPEARANCE

Oven Door Features	Big View Oven Window; Full Wrapped Stainless Easy Clean Oven Door
Handle	Professional Style Customizable Consumer Removable
Handle Design	Café
Textured Steel Side Panels	Yes

FEATURES

Configuration	Double Oven Range
Cooking System	True European Convection with Precise Air
Cooking Technology	Convection
Oven Cleaning Type	Self-Clean Steam Clean
Cooktop Burner Type	Radiant Smoothtop
Cooktop Surface	Black Ceramic Glass
Control Location	Front Controls
Control Type	Backlit Glass Touch
WiFi Enabled Features	No-Preheat Air Fry Remote Control Remote Notifications Scan-To-Cook (Oven) Timers (App) Clock Sync Voice Assistants
Oven Control Features	Audible Preheat Signal Auto Oven Shut-Off with Override Auto Recipe Conversion Auto Self Clean Sabbath Mode Chef Connect Control Lock Capability C° or F° Programmable Delay Bake Option (Time Cook) Delay Clean Option Electronic Clock & Kitchen Timer Fast Preheat Hi / Low Broil Oven "ON" Light Self-Clean Cool Down Time Display Temperature Probe
Oven Cooking Modes	Baked Goods-Both Ovens Convection Bake Convection Roast Frozen Pizza Multi Rack - Lower Oven Frozen Pizza Single Rack - Lower Oven (No Preheat) Frozen Snacks Single Rack - Lower Oven (No Preheat) Proof - Lower Oven Warming - Both Ovens 6-Pass Broil Element - Upper 8-Pass Broil Element - Lower
Self-Clean Oven Door Lock	Automatic
Oven Rack Features	2 Self-Clean Heavy-Duty Oven Racks 1 Roller Rack 6 Rack Positions
Oven Interior	Black Gloss Finish Interior Oven Light
Connected Capabilities	Amazon Alexa The Google Assistant IFTTT; Fresco Innit DiGiorno Sonos Google Home
Element - Left Front	8"/5" 1900W
Element - Left Rear	8" 2000W
Element - Right Front	12"/9"/6" 3600W Power Boil
Element - Right Rear	6" 1500W
Element - Center	6" 80W Warming Zone
Hot Surface Indicator Lights	1
Heating Element "ON" Indicator Light	Yes
Infinite Heat Controls	Yes

CAPACITY

Total Capacity (cubic feet)	6.7 cu ft
Capacity (cubic feet)	2.4 Upper / 4.3 Lower

ACCESSORIES

Trim Kit	Optional JXFILLR1SS
----------	---------------------

Café™ 30" Smart Slide-In, Front-Control, Radiant and Convection Double-Oven Range

CES750P4MW2 / CES750P2MS1

C A F É

WEIGHTS & DIMENSIONS

Depth with Door Open	43-7/8 in
Approximate Shipping Weight	267 lb
Net Weight	247 lb
Height to Top of Rear Vent Trim	37-3/8 in
Overall Height	37-3/8 in
Height to Cooking Surface (in.)	36-1/4 +/- 1/4
Overall Width	29-7/8 in
Cabinet Width	30 in
Overall Depth	29-1/2 in
Oven Interior Dimensions (W x H x D) (in.)	24 x 10-1/8 x 19-1/8 - Upper 24 x 15 x 20-5/8 - Upper

POWER / RATINGS

Amp Rating at 208V	40
Amp Rating at 240V	40
Convection Wattage	2500W
Bake Wattage	2650W Upper / 2650W Lower
Broiler Wattage	3000W Upper / 3600W Lower
KW Rating at 208V	11.6
KW Rating at 240V	15.5

WARRANTY

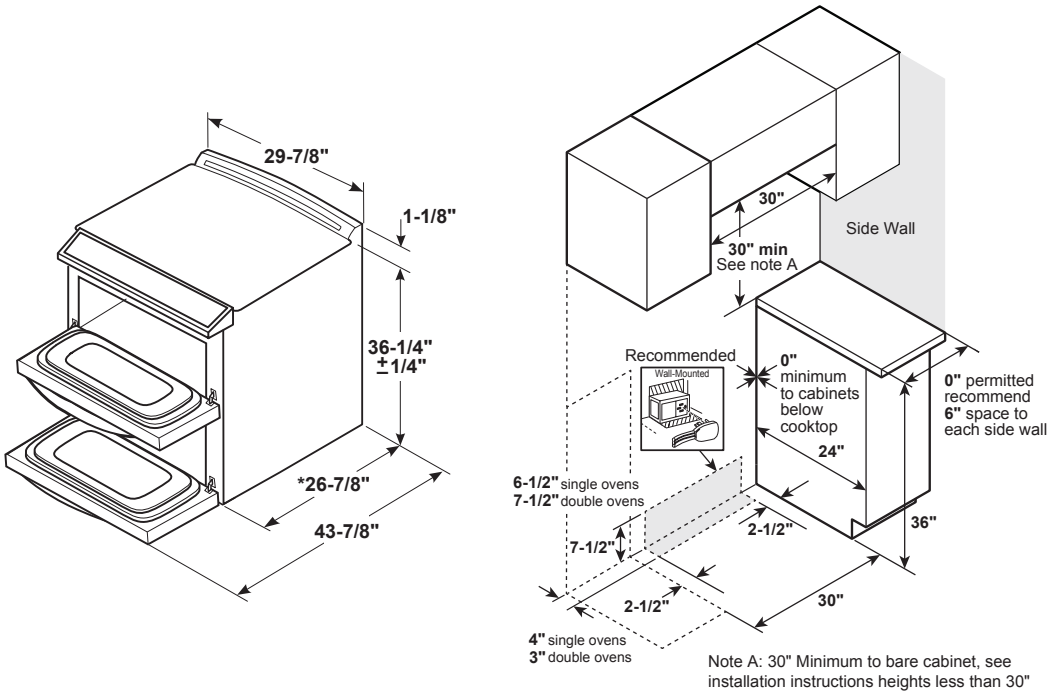
Parts Warranty	Limited 1-Year Entire Appliance 90 Days Post-Install on Cooktop Glass
Labor Warranty	Limited 1-Year Entire Appliance
Warranty Notes	See Written Warranty for Full Details

DIMENSIONS

Receptacle Locations: Locally approved flexible service cord or conduit must be used because terminals are not accessible after range installation. See shaded area in drawing for location of electrical outlet box. Recommended outlet locations allow range to be installed directly against rear wall.

Note: This appliance has been approved for 0" spacing to adjacent surfaces above the cooktop. However, a 6" minimum spacing to surfaces less than 15" above the cooktop and adjacent cabinet is recommended to reduce exposure to steam, grease splatter and heat.

Installation Information: Before installing, consult installation instructions for current dimensional data and additional requirements.



ADDITIONAL ACCESSORIES



CXFCEHKPMBZ
Brushed Bronze
2 handles, 6 knobs
(Standard on Matte White)




CXFCEHKPMSS
Brushed Stainless
2 handles, 6 knobs




CXFCEHKPMBT
Brushed Black
2 handles, 6 knobs



CXFCEHKPMCU
Brushed Copper
2 handles, 6 knobs



CXFCEHKPMCG
Brushed Brass
2 handles, 6 knobs



CXFCEHKPMFB
Flat Black
2 handles, 6 knobs