

GSS25KST

GE® ENERGY STAR® 25.4 Cu. Ft. Stainless Side-By-Side Refrigerator with Dispenser

Dimensions and Installation Information (in inches)

Overall Dimensions	Height to top of hinge (in.) A	69-1/4
	Height to top of case (in.) B	68-3/4
	Case depth without door (in.) C†	28
	Case depth less door handle (in.) D†	31-1/4
	Case depth with door handle (in.) E†	33-9/16
	Depth with fresh food door open 90° (in.) F†	50-1/16
	Width (in.) G	35-3/4
	Width with door open 90° inc. door handle (in.) H	41-1/4
Air Clearances	Each side (in.)	1/8
	Top (in.)	1
	Back (in.)	1

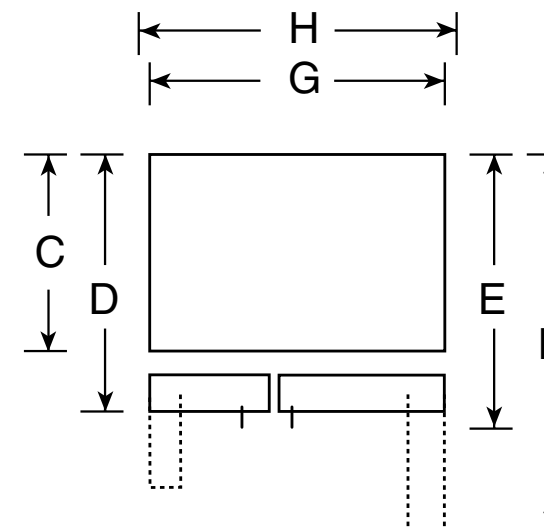
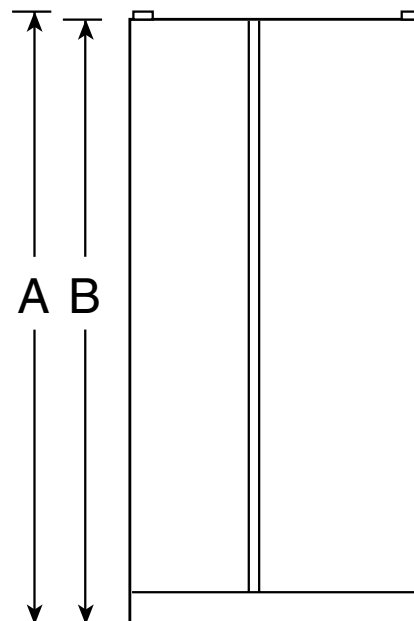
†Water hook-up fits in back air clearance when calculating installation depth.

If installed against a wall, allow clearance of 14-3/16" on freezer side to remove bin.

Clearance required to remove fresh food full-size pan without disassembling is 18-15/16".

Allow additional space for any necessary leveling adjustments.

For answers to your Monogram®, GE Profile™ or GE® appliance questions, visit our website at ge.com or call GE Answer Center® service, 800.626.2000.



Top View



imagination at work



Listed by
Underwriters
Laboratories



As an ENERGY STAR® partner, GE has determined that this product meets the ENERGY STAR guidelines for energy efficiency.

Specification Revised 1/06


310115

GSS25KST

GE® ENERGY STAR® 25.4 Cu. Ft. Stainless Side-By-Side Refrigerator with Dispenser

Features and Benefits

- Stainless Steel Exterior - Convey a look of utmost polish and sophistication
- Contoured Doors - Create a high-fashion look with gently rounded doors and edges
- External Controls with Actual Temperature Display, Child Lock and Door Alarm - Eliminates the guesswork in setting refrigerator temperatures; conveniently displayed on the dispenser
- Freshness Center™ - Maximizes shelf space and enhances interior appearance
- TurboCool™ Setting - "Revs up" the refrigerator, cooling it quickly after frequent door openings
- Integrated Ice™ System - Frees up valuable freezer space. It tilts down, providing easy access to bulk ice
- Integrated Shelf Support System - Provides strong, yet flexible support
- AutoEnergy Saver - Senses freezer and fresh door openings and adjusts refrigeration operation cycles accordingly
- ClearLook™ Adjustable Gallon Door Bins - Store gallon containers with ease
- In-the-Door Can Rack - Conveniently located inside the refrigerator door to increase flexibility and free up valuable shelf space
- Adjustable Slide-Out, Spillproof Glass Shelves - Shelves slide out, spills stay put
- GE SmartWater™ Plus Filtration System - Delivers clean, great-tasting water and ice through the LightTouch! Dispenser with indicator light
- FrostGuard™ Technology - Protects frozen items from freezer burn by monitoring freezer door openings and defrosting only when needed
- Deluxe Quiet Design - Significantly reduces operating noise
- Model GSS25KSTSS - Stainless steel



imagination at work



As an ENERGY STAR® partner, GE has determined that this product meets the ENERGY STAR guidelines for energy efficiency.