

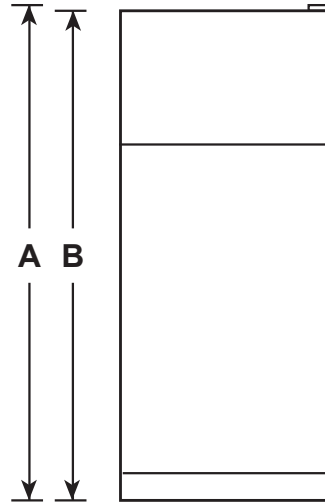
# HPE15BTH

## Hotpoint® ENERGY STAR® 14.6 Cu. Ft. Recessed Handle Top-Freezer Refrigerator

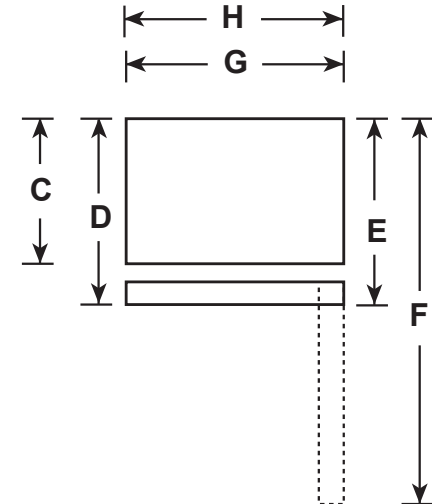
### DIMENSIONS AND INSTALLATION INFORMATION (IN INCHES)

OVERALL DIMENSIONS	Height to top of hinge (in.) <b>A</b>	61-3/4
	Height to top of case (in.) <b>B</b>	61-1/4
	Case depth without door (in.) <b>C</b>	25-3/4
	Case depth less door handle (in.) <b>D</b>	29-1/2
	Case depth with door handle (in.) <b>E</b>	29-1/2
	Depth with fresh food door open 90° (in.) <b>F</b>	55-7/8
	Width (in.) <b>G</b>	28
	Width with door open 90° with door handle (in.) <b>H</b>	28-1/2
AIR CLEARANCES	Each side (in.)	3/4
	Top (in.)	1
	Back (in.)	2

FRONT VIEW



TOP VIEW



Total volume and shelf area are calculated by the Association of Home Appliance Manufacturers' standards.



Listed by  
Underwriters  
Laboratories



As an ENERGY STAR® partner, GE has determined that this product meets the ENERGY STAR guidelines for energy efficiency.

# Hotpoint®

For answers to your Monogram, GE Café™ Series, GE Profile™ Series or GE Appliances product questions, visit our website at [geappliances.com](http://geappliances.com) or call GE Answer Center® Service, 800.626.2000.

Specification Revised 1/16

# HPE15BTH

## *Hotpoint® ENERGY STAR® 14.6 Cu. Ft. Recessed Handle Top-Freezer Refrigerator*

### FEATURES AND BENEFITS

Upfront temperature controls - Easy-to-use controls regulate both fresh food and freezer sections


Adjustable wire shelves - Moveable racks can handle a variety of foods

Fixed gallon door shelves - Provides the ideal space for storing gallon containers in the door

Sealed drawers and glass cover - Maintain a high-end appearance while keeping foods fresh

Equipped for optional ice maker - Easily accommodates the installation of an ice maker

Model HPE15BTHWW - White



# Hotpoint®



As an ENERGY STAR® partner, GE has determined that this product meets the ENERGY STAR guidelines for energy efficiency.