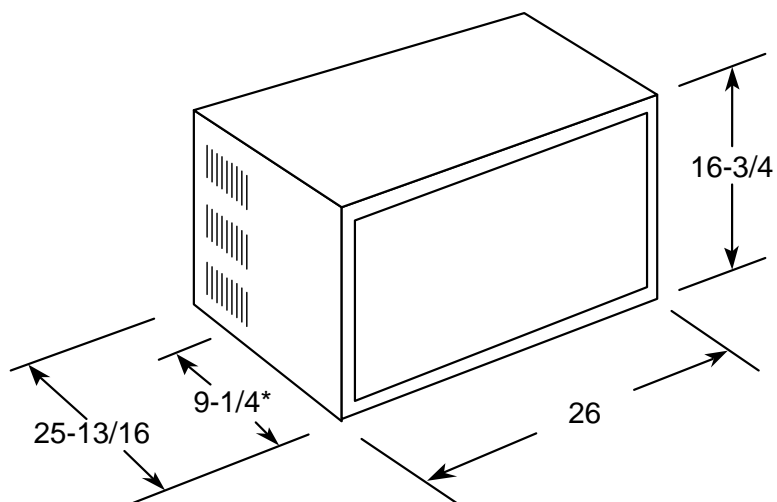




ASM12DA—GE Profile™ 230 Volt Room Air Conditioner with Electronic Remote Control


Wall Case Dimensions (in inches)



*Distance from front of case to side louvers (excluding grille).

Note: When installing units in through-the-wall applications, keep louvers free. Do not restrict air flow areas.

Tandem



230/208V
15 Amp

Wall Outlets: All wiring including installation of receptacle must be made in accordance with local electrical codes and regulations. Electrical outlet should be in reach of line cord.

Note: Aluminum wiring may pose special problems—consult a qualified electrician.

Specification Created 2/00

For answers to your Monogram®,
GE Profile Performance Series™,
GE Profile™ or GE appliance questions, call
GE Answer Center® service, 800.626.2000.



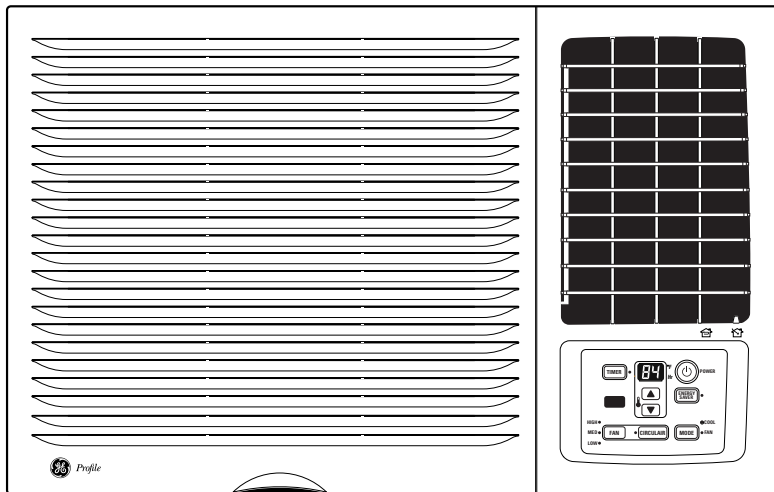
Total capacity and E.E.R.
ratings are calculated
based on the Association
of Home Appliance
Manufacturers' standards.



Listed by
Underwriters
Laboratories



ASM12DA—GE Profile™ 230 Volt Room Air Conditioner with Electronic Remote Control



Features and Benefits

- GE Profile™ Electronic Remote Control with Electronic Thermostat
- Circulaire-Oscillating Louvers for Enhanced Air Circulation
- 12,500 / 12,200 BTUH, 10.0 / 10.0 EER, 230 / 208 Volts
- 1,250 / 1,220 Watts / 5.8 / 6.4 Amps
- 3 Cooling / 3 Fan Speeds
- 3.4 Dehumidification (pints / hr)
- 350 CFM (High)
- 24-Hour Timer
- Slide-Out Chassis
- Energy Saver Switch for Reduced Energy Consumption (2 Speeds)
- Lift-Out Filter for Easy Cleaning
- Plug Type—Tandem
- EZ Mount Window Installation
- Model ASM12DA - Contemporary white