

PK916DR

Profile™ Series 27" Built-In Single Convection Wall Oven

Dimensions and Installation Information (in inches)

KW Rating	
240V	3.6
208V	2.7
Breaker Size	
240V	20 Amps
208V	20 Amps

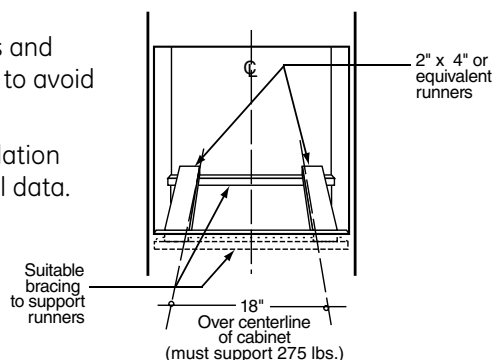
Note: These ovens are *not* approved for stackable or side-by-side installations.

Note: Cabinets installed adjacent to wall ovens must have an adhesion spec of at least a 194°F temperature rating. For 27" built-in single ovens, if marks, blemishes or the cutout opening is visible above the installed oven, it may be necessary to add wood shims under the runners and front trim until the marks or openings are covered. **Electric wall ovens are not approved for installation with a plug and receptacle. They must be hard wired in accordance with installation instructions.**

Note: Door handle protrudes 3" from door face. Cabinets and drawers on adjacent 45° and 90° walls should be placed to avoid interference with the handle.

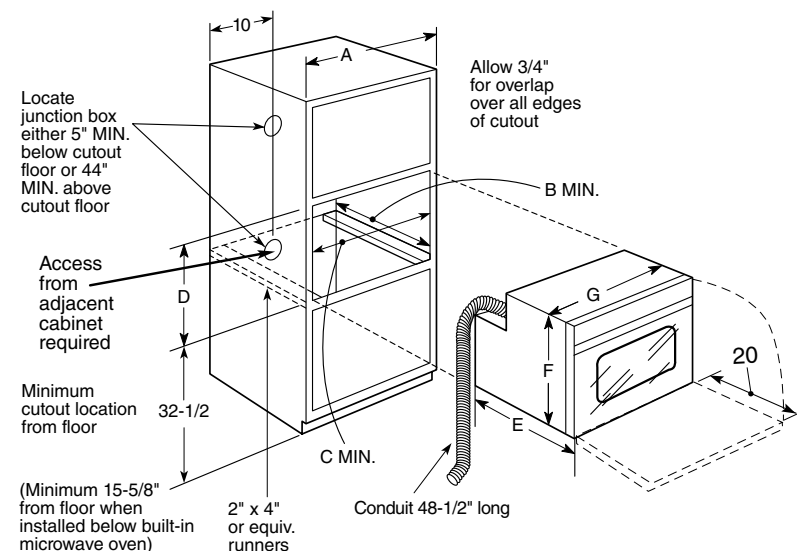
Installation Information: Before installing, consult installation instructions packed with product for current dimensional data.

For answers to your Monogram® or GE® appliance questions, visit our website at geappliances.com or call GE Answer Center® service, 800.626.2000.



Cabinet	27"
A – Cabinet width required	27" min.
B – Minimum cabinet depth	23-1/2"
C – Opening width	25" min. - 25-1/4" max
D – Opening height	27-5/8" min. - 28-1/8" max.
Oven	
E – Overall depth*	23-5/8"
F – Overall height with trim	29-7/8" - 30-3/4"
Overall height without trim	29"
G – Overall width	26-5/8"

*Depth including door handle is approximately 26-7/10" min. to 26-8/10" max.



*ADA qualified based on Uniform Federal Accessibility Standards



Listed by Underwriters Laboratories



imagination at work

Specification Revised 12/12

220364

PK916DR

Profile™ Series 27" Built-In Single Convection Wall Oven

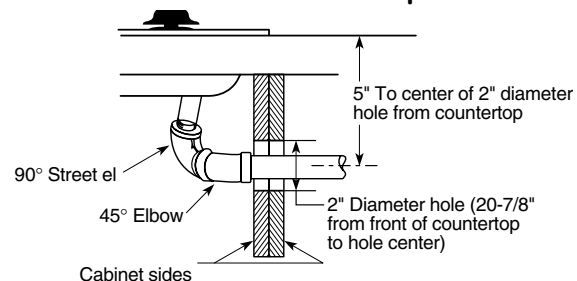
Undercounter Dimensions and Installation Information

Note: Oven is rated for use only under 30" standard or sealed burner gas and selected 30" CleanDesign and Calrod® electric cooktops. Cabinets installed adjacent to wall ovens must have an adhesion spec of at least a 194°F temperature rating.

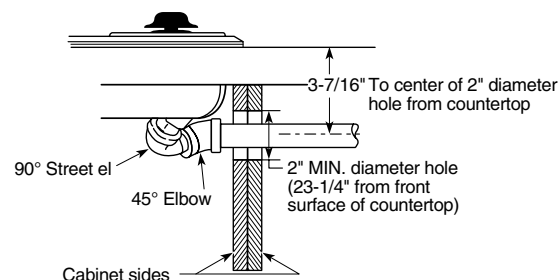
Electric wall ovens are not approved for installation with a plug and receptacle. They must be hard wired in accordance with installation instructions.

Installation Information: Before installing, consult installation instructions packed with product for current dimensional data.

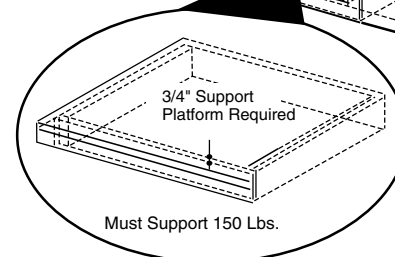
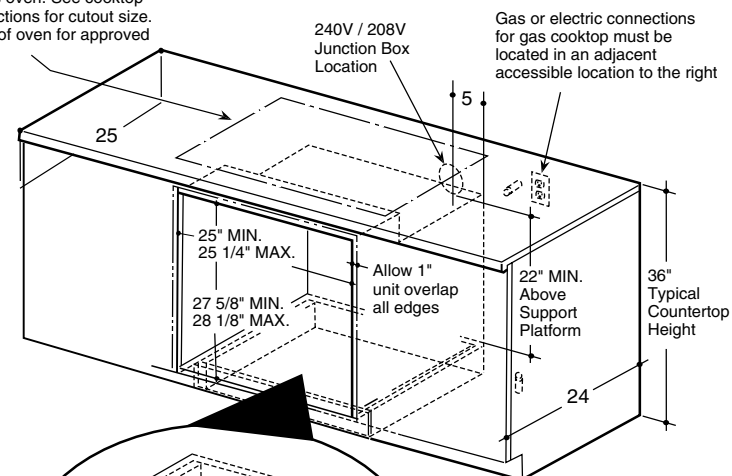
Sealed Burner Gas Cooktop



Standard Burner Gas Cooktop



Gas or electric cooktops may be installed over this oven. See cooktop installation instructions for cutout size. See label on top of oven for approved cooktop models.



For answers to your Monogram® or GE® appliance questions, visit our website at geappliances.com or call GE Answer Center® service, 800.626.2000.



Specification Revised 12/12

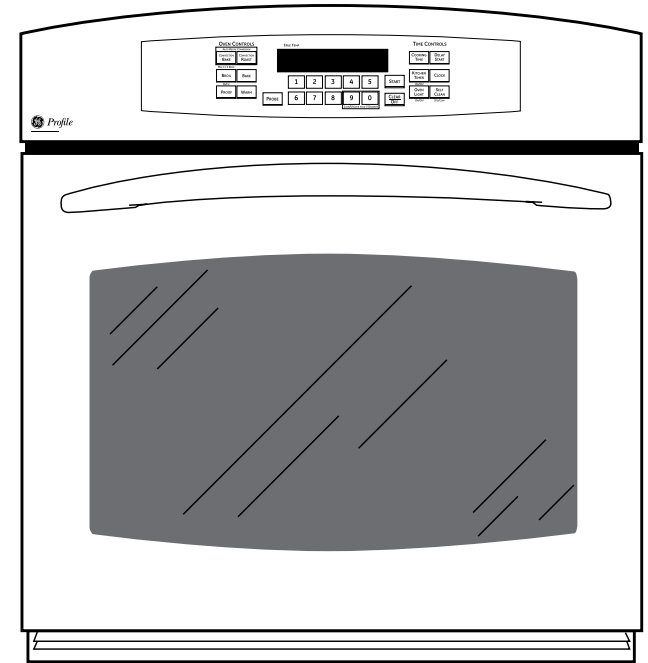
220364

PK916DR

Profile™ Series 27" Built-In Single Convection Wall Oven

Features and Benefits

- Glass touch controls–Smooth controls are easy to use and add a sophisticated style to the kitchen
- Black gloss oven interior–Black oven interior adds a stylish touch to any kitchen
- Convection system–A reversing fan circulates heat and air for evenly browned and baked foods
- Self-clean heavy-duty roller rack – Provides easy access to oven interior
- Flat convection cover–Convection fan system is only 1" deep to provide additional room for cookware
- Hidden bake oven interior–Conceals the lower oven bake element to eliminate hard-to-reach areas that collect food and spills for easy cleaning
- Convection Bake–This setting is optimal for baking casseroles or lasagnas, yeast breads, pies and pizzas with no need to turn the pan
- Convection Roast–Optimal for larger cuts of meat, this setting rotates the heat around all sides, sealing in the juices, producing rotisserie results at up to 25% faster than a conventional oven
- Self-clean oven–Self-clean allows you to spare yourself from the trouble and effort it takes to scrub the oven interior
- Dual interior lighting–Bright interior lights help you check on the progress of your cooking
- Model PK916DRBB – Black on black
- Model PK916DRCC – Bisque on bisque
- Model PK916DRWW – White on white



imagination at work