

JVM1790BK/CK/SK/WK

GE Profile™ 1.7 Cu. Ft. Capacity Over-the-Range Microwave Oven

Dimensions and Installation Information (in inches)

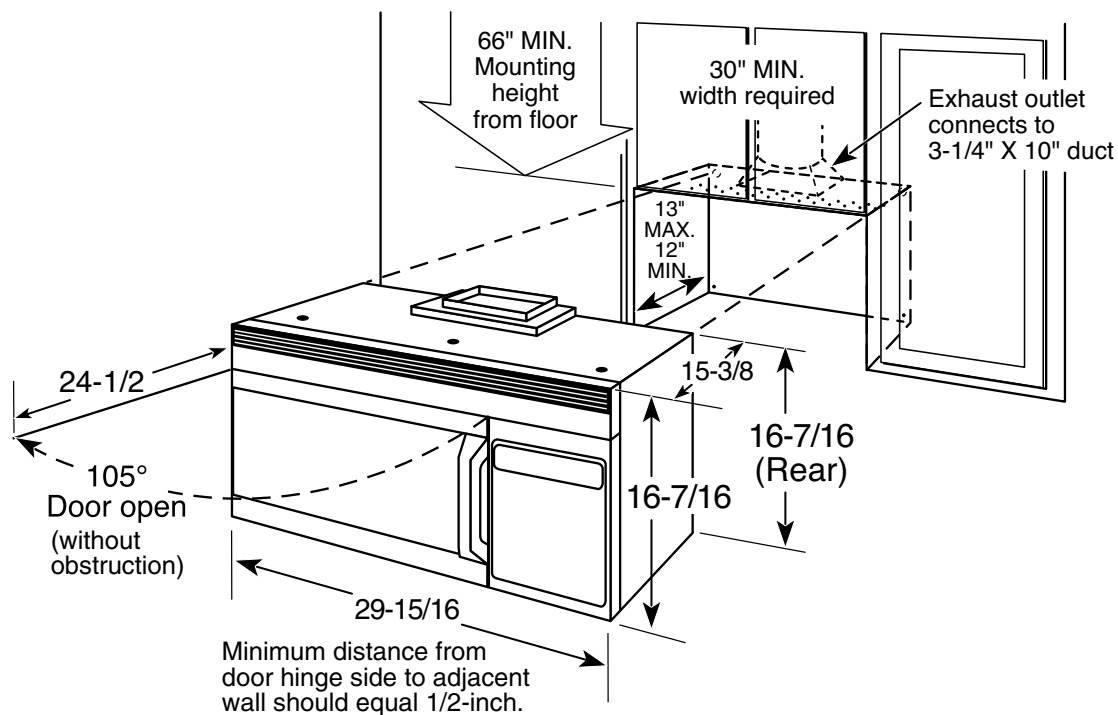
Note: Requires 120V grounded outlet. Electrical receptacle must be located in cabinet above Spacemaker microwave oven. No additional wiring, venting or cabinet rebuilding necessary in many cases. Complete detailed, easy-to-follow installation instructions and convenient full-size templates are packed with the Spacemaker microwave oven.

Important Information: When installing the Spacemaker microwave oven over a range, allow minimum of 2" from bottom of Spacemaker microwave oven to top of range backguard to allow for removal of light covers.

Ventilation Options: The Spacemaker microwave ovens and Spacemaker convection/microwave ovens are designed for adaptation to the following three types of ventilation:

- Outside exhaust (Vertical – as shown)
- Outside exhaust (horizontal)
- Recirculating (non-vented ductless – see Filter Kit drawing, order JX81D)

Installation Information: This information is not intended to be used for installing unit described. Before installing, consult installation instructions packed with product/kit for current dimensional data.



For answers to your Monogram®, GE Profile™ or GE® appliance questions, visit our website at ge.com or call GE Answer Center® service, 800.626.2000.



imagination at work



Listed by
Underwriters
Laboratories

Specification Revised 8/07

240260

JVM1790BK/CK/SK/WK

GE Profile™ 1.7 Cu. Ft. Capacity Over-the-Range Microwave Oven

Optional Accessories (Available at additional cost)

Hood Exhaust Duct: Outside ventilation requires a HOOD EXHAUST DUCT. Read the following carefully.

Exhaust Connection: The hood exhaust has been designed to mate with a standard 3-1/4" x 10" rectangular duct. If a round duct is required, a rectangular-to-round transition adaptor must be used. Do not use less than a 6" diameter duct.

Rear Exhaust: If a rear or horizontal exhaust is to be used, care should be taken to align exhaust with space between studs, or wall should be prepared at the time it is constructed by leaving enough space between the wall studs to accommodate exhaust.

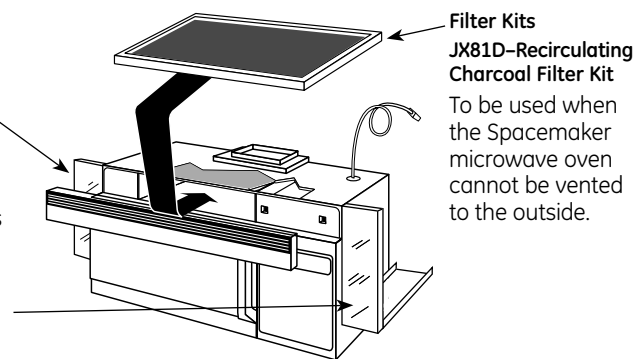
Maximum Duct Length: For satisfactory air movement, the total duct length of 3-1/4" x 10" rectangular or 6" diameter round duct should not exceed 140 equivalent feet.

ELBOWS, TRANSITIONS, WALL AND ROOF CAPS: etc., present additional resistance to airflow and are equivalent to a section of straight duct which is longer than their actual physical size. When calculating the total duct length, add the equivalent length of all transitions and adaptors plus the lengths of all straight duct sections. The chart below shows the approximate feet of equivalent length of some typical ducts.

Duct	Equivalent Feet
A. Rectangular-To-round Transition Adaptor	5 ft.
B. Wall Cap	40 ft.
C. 90° Elbow	10 ft.
D. 45° Elbow	5 ft.
E. 90° Elbow	25 ft.
F. 45° Elbow	5 ft.
G. Roof Cap	24 ft.

Filler Panel Kits
JX46BL-Black
JX46WH-White

When replacing a 36" or 42" range hood, this kit fills in the additional width to provide a custom built-in appearance.
For installation between cabinets only; not for end-of-cabinet installation.
Each kit contains two 3"-wide filler panels.



imagination at work



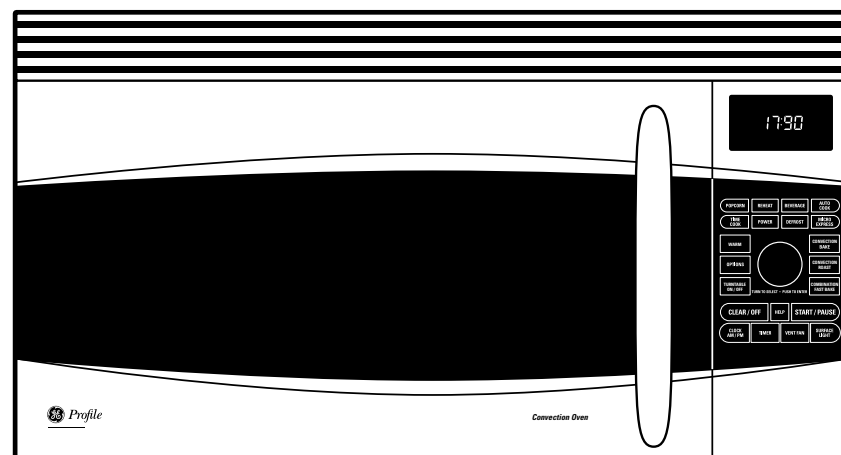
Listed by
Underwriters
Laboratories

JVM1790BK/CK/SK/WK

GE Profile™ 1.7 Cu. Ft. Capacity Over-the-Range Microwave Oven

Features and Benefits

- 1.7 Cu. Ft. Capacity - 1000 microwave watts (IEC test procedure) and 1550 convection watts
- Convection Cooking - Produces flavorful, beautifully browned results
- Fast Bake - Delivers oven-quality results up to 25% faster than conventional cooking
- Sensor Microwave Oven - Uses built-in sensors to automatically set power and time based on food moisture levels
- Warming Oven - Keeps prepared foods perfectly warm and fresh
- Auto Recipe™ Conversion - Automatically converts standard recipe temperatures to proper convection settings, eliminating the guesswork
- Bilingual Scrolling Display - Provides helpful cooking tips and oven use instructions in easy-to-read English or Spanish
- Three-speed, 300 CFM Venting - Allows adjustment of ventilation levels according to your needs
- Easy Set Control Dial - Allows quick and easy adjustment of time and temperature settings
- Stainless Steel Interior - Reflects heat and surface cleans quickly and easily
- Model JVM1790WK - White
- Model JVM1790CK - Bisque
- Model JVM1790BK - Black
- Model JVM1790SK - Stainless steel



imagination at work