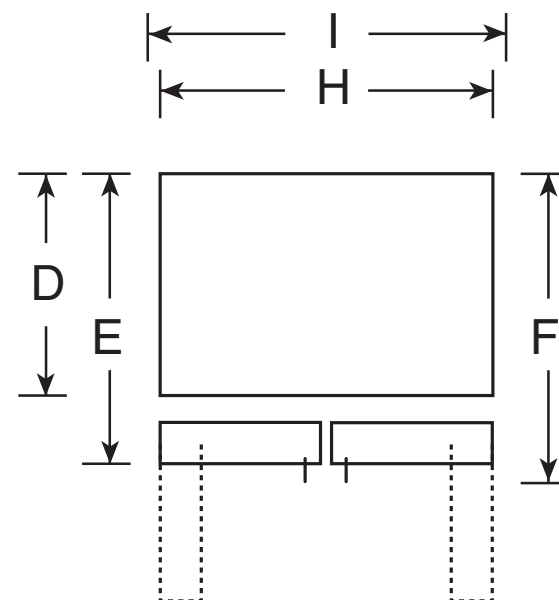
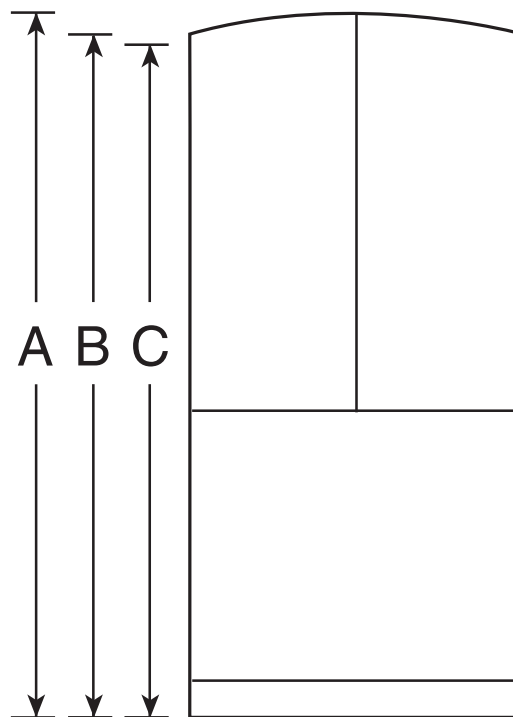


PWE23KSD/KMD

GE Profile™ Series ENERGY STAR® 23.1 Cu. Ft. Counter Depth French-Door Refrigerator

Dimensions and Installation Information (in inches)

Overall Dimensions	Height to top of crown (in.) A	70-1/2
	Height to top of hinge (in.) B	69-7/8
	Height to top of case (in.) C	69
	Case depth without door (in.) D	24-3/8
	Case depth less door handle (in.) E	28-3/4
	Case depth with door handle (in.) F	31-1/4
	Depth with fresh food door open 90° (in.) G	43-3/8
	Width (in.) H	35-3/4
	Width with door open 90° inc. door handle (in.) I	44-5/8
Air	Each side (in.)	1/8
	Top (in.)	1
	Back (in.)	2



Top View

For answers to your Monogram®, Cafe™ Series, Profile™ Series or GE® appliance questions, visit our website at geappliances.com or call GE Answer Center® service, 800.626.2000.



imagination at work



Listed by
Underwriters
Laboratories



As an ENERGY STAR® partner, GE has determined that this product meets the ENERGY STAR guidelines for energy efficiency.


Specification Revised 3/15

PWE23KSD/KMD

GE Profile™ Series ENERGY STAR® 23.1 Cu. Ft. Counter Depth French-Door Refrigerator

Features and Benefits

- Counter-depth design - Offers a built in look by fitting nearly flush with surrounding cabinetry
- Internal water dispenser - Delivers filtered water with one touch
- Factory-installed icemaker with water filtration system - Refrigerator comes ready to automatically create filtered ice
- In-the-door controls with actual-temperature display
- 2 adjustable-humidity drawers and 1 full-width adjustable-temperature drawer
- TwinChill™ evaporators - Separate climates in the fresh food and freezer sections help keep foods fresh
- Showcase LED lighting - Positioned throughout the interior and under fresh food doors to spotlight foods inside the refrigerator and in the freezer
- Drop-down tray - Allows for extra door storage when you need it and tucks away when you don't
- Quick Space Shelf - Functions as a normal full-sized shelf when needed and easily slides down for instant storage flexibility
- Advanced water filtration uses RPWFE replacement filter - Removes trace pharmaceuticals from water and ice
- Model PWE23KSDSS - Stainless steel
- Model PWE23KMDES - Slate



imagination at work



As an ENERGY STAR® partner, GE has determined that this product meets the ENERGY STAR guidelines for energy efficiency.

Specification Revised 3/15