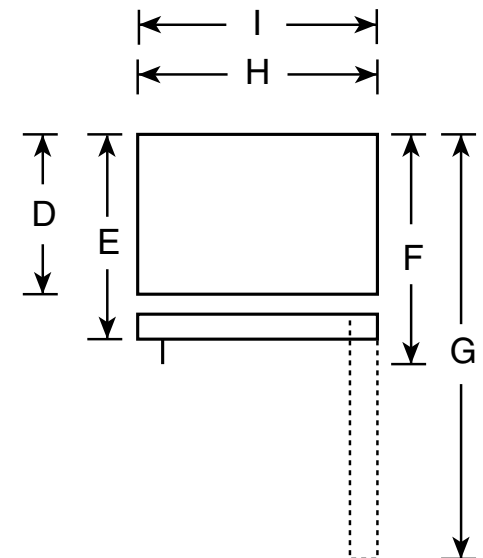
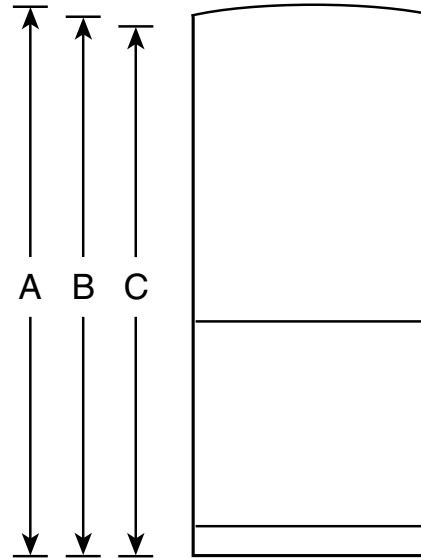


GBE20ETE

GE® 20.3 Cu. Ft. Bottom-Freezer Refrigerator

Dimensions and Installation Information (in inches)

Overall Dimensions	Height to top of crown (in.) A	67-1/4
	Height to top of hinge (in.) B	66-1/2
	Height to top of case (in.) C	66-1/8
	Case depth without door (in.) D	28-1/4
	Case depth less door handle (in.) E	32-1/2
	Case depth with door handle (in.) F	34-5/8
	Depth with fresh food door open 90° (in.) G	59-3/4
	Width (in.) H	29-3/4
	Width with door open 90° inc. door handle (in.) I	33-1/4
Air Clearances	Each side (in.)	1/8
	Top (in.)	1
	Back (in.)	2



For answers to your Monogram®, Profile™ Series or GE® appliance questions, visit our website at geappliances.com or call GE Answer Center® service, 800.626.2000.




Specification Revised 9/14

GBE20ETE

GE® 20.3 Cu. Ft. Bottom-Freezer Refrigerator

Features and Benefits

- 30" wide
- Equipped for optional icemaker - Easily accommodates the installation of an icemaker
- Upfront electronic temperature controls - Controls are located in an easy-to-reach position
- 2 clear drawers
- Snack drawer - Conveniently stores favorite foods and allows for quick, easy access
- Adjustable glass shelves - A variety of shelf configurations provide additional options for food storage
- Adjustable gallon door bins - Offers ideal space for storing containers in the door
- Model GBE20ETEW - White
- Model GBE20ETECC - Bisque
- Model GBE20ETEBB - Black



imagination at work