

JK915BF/CF/WF

GE Profile™ 27" Built-In Single Oven

Dimensions and Installation Information

KW Rating	
240V	3.4
208V	2.6
Breaker Size	
240V	20 Amps
208V	20 Amps

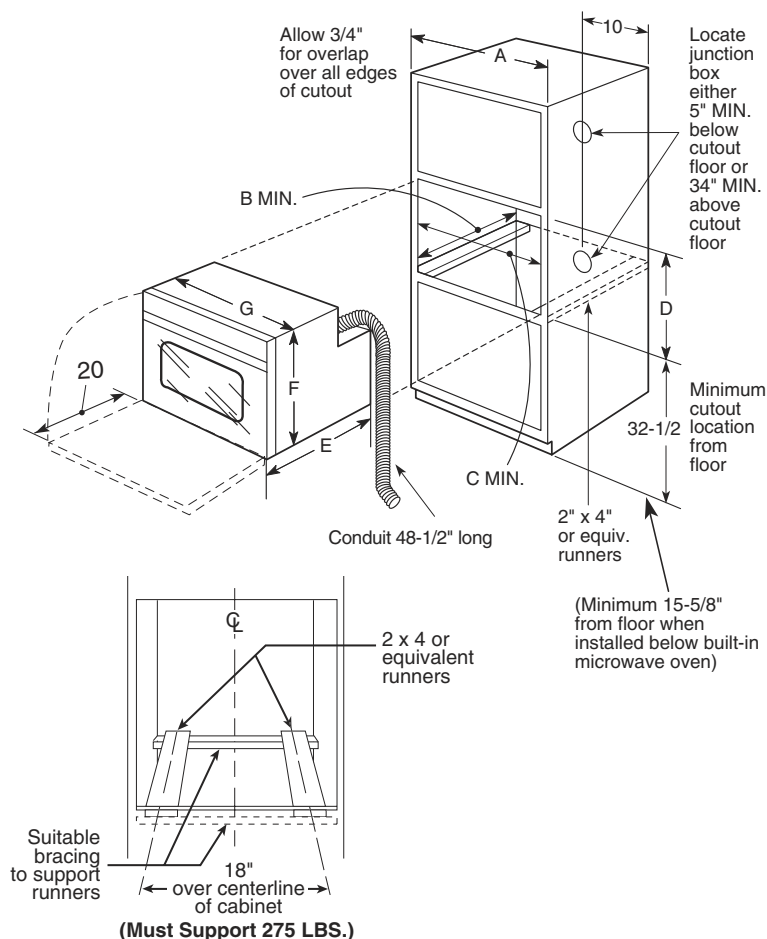
Note: These ovens are *not* approved for stackable or side-by-side installations. These ovens can be installed side-by-side with no less than 30" distance between center-to-center of each oven.

Note: Cabinets installed adjacent to wall ovens must have an adhesion spec of at least a 194°F temperature rating. For 27" built-in single ovens, if marks, blemishes or the cutout opening is visible above the installed oven, it may be necessary to add wood shims under the runners and front trim until the marks or openings are covered. **Electric wall ovens are not approved for installation with a plug and receptacle. They must be hard wired in accordance with installation instructions.**

Installation Information: Before installing, consult installation instructions packed with product for current dimensional data.

For answers to your Monogram®, GE Profile™ or GE® appliance questions, visit our website at ge.com or call GE Answer Center® service, 800.626.2000.

Cabinet	27"
A - Cabinet Width Required	27" min.
B - Minimum Cabinet Depth	23-5/8"
C - Opening Width	25" min. - 25-1/4"
D - Opening Height	27-5/8" min. - 28-1/8" max.
Oven	
E - Overall Depth	23-5/8"
F - Overall Height	w/o trim 28-1/4" with trim 29"
G - Overall Width	26-5/8"



Dimension and installation information are shown in inches.



imagination at work



Listed by
Underwriters
Laboratories



Specification Revised 1/05

220354

JK915BF/CF/WF

GE Profile™ 27" Built-In Single Oven

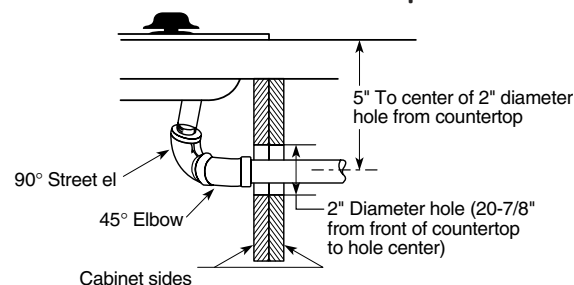
Undercounter Dimensions and Installation Information

Note: Oven is rated for use only under 30" standard or sealed burner gas and selected 30" CleanDesign and Calrod® electric cooktops. Cabinets installed adjacent to wall ovens must have an adhesion spec of at least a 194°F temperature rating.

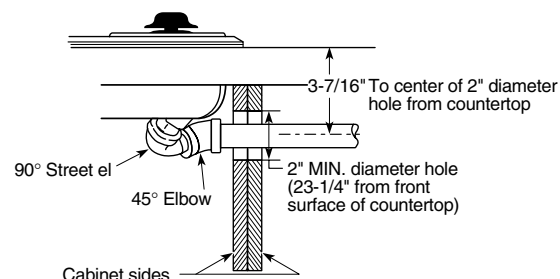
Electric wall ovens are not approved for installation with a plug and receptacle. They must be hard wired in accordance with installation instructions.

Installation Information: Before installing, consult installation instructions packed with product for current dimensional data.

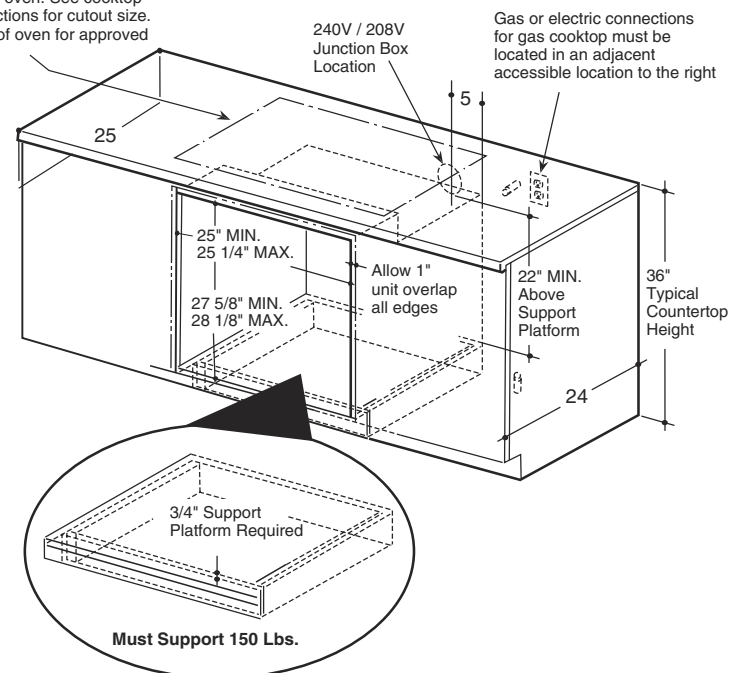
Sealed Burner Gas Cooktop



Standard Burner Gas Cooktop



Gas or electric cooktops may be installed over this oven. See cooktop installation instructions for cutout size. See label on top of oven for approved cooktop models.



For answers to your Monogram®, GE Profile™ or GE® appliance questions, visit our website at ge.com or call GE Answer Center® service, 800.626.2000.

Dimension and installation information are shown in inches.



Specification Revised 1/05


220354

JK915BF/CF/WF

GE Profile™ 27" Built-In Single Oven

Features and Benefits

- Precise Air™ convection system - Delivers even air and heat circulation for superior baking and roasting results
- Convection bake (multi-rack) - Provides ideal convection baking for multiple racks of food, ensuring superb results
- Convection roast - Provides even cooking and consistent results, roasting meats up to 25% faster than a conventional oven
- Glass touch oven controls - Feature a smooth glass design that is both easy-to-operate and easy-to-clean
- Self-clean oven - Conveniently cleans oven cavity without the need for scrubbing
- Super-large oven capacity - Provides the impressively large oven interior for cooking more dishes and large meals at one time
- TrueTemp™ system - Delivers even heat distribution and maximum oven control
- Model JK915WFWW – White on white
- Model JK915CFCC – Bisque on bisque
- Model JK915BFBB – Black on black



imagination at work

Specification Revised 1/05

220354