

JB850DT

GE® 30" Free-Standing Electric Dual Cavity Range

Dimensions and Installation Information (in inches)

KW Rating	
240V	14.4
208V	10.8
Breaker Size	
40 Amps†	

†**Note:** Check local codes for required breaker size.

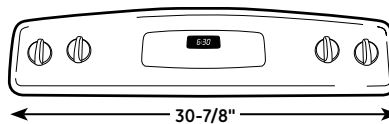
Effective January 1, 1996, the National Electrical Code requires that new construction (not existing) utilize a 4-conductor connection to an electric range.

Receptacle Locations: Locally approved flexible service cord or conduit must be used because terminals are not accessible after range installation. See shaded area in drawing for location of electrical outlet box. Recommended outlet locations allow range to be installed directly against wall.

Note: 30" ranges conform to U.L. requirements for 0" spacing from adjacent walls below countertops. To reduce possibility of scorching walls, engineering recommends a minimum of 1-1/2" spacing to allow for possible extended, high-heat, no-load heating element operation.

Installation information: Before installing, consult installation instructions packed with product for current dimensional data.

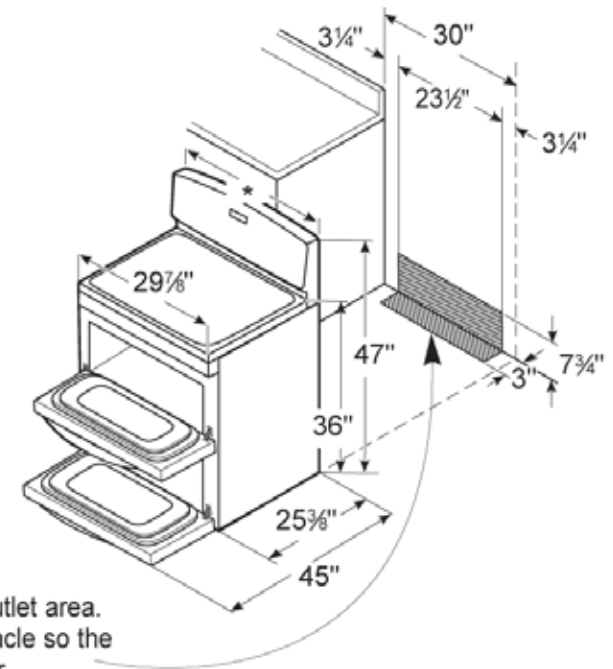
For answers to your Monogram®, GE Profile™ or GE® appliance questions, visit our website at geappliances.com or call GE Answer Center® service, 800.626.2000.



All 30" GE gas and electric range backguards are 30-7/8" wide.*

Note: 30" ranges conform to U.L. requirements for 0" spacing from adjacent walls below countertops. To reduce possible scorching of walls, engineering recommends a minimum of 1-1/2" spacing to allow for possible extended, high heat, no-load heating element operation.

*Except these models: JGBS07, JGBS04, all GE Profile free-standing electric and gas ranges. Fits most countertop backsplash applications. Consult Use & Care Manual for detailed installation instructions.



Acceptable electrical outlet area. Orient electrical receptacle so the length is parallel to floor.

* GE-branded models have control panels 30 7/8" wide.

NOTE: Use a 4' power cord to prevent interference with the storage drawer. Power cords 4 1/2' to 6' long may have to be dressed to allow for proper drawer closing.



imagination at work



All GE ranges are equipped with an Anti-Tip device. The installation of this device is an important, required step in the installation of the range.




Listed by
Underwriters
Laboratories

JB850DT

GE® 30" Free-Standing Electric Dual Cavity Range

Features and Benefits

- Double oven 6.6 cu. ft. total oven capacity - Large capacity is ideal for big meals
- Self-clean oven - Conveniently cleans the oven cavity without the need for scrubbing
- 12"/9"/6" Tri-ring element - Provides three cooking areas in one for the ultimate in cooking versatility
- 6"/9" PowerBoil™ element - Accommodates various-size pots or pans and 3,000 watts of power speeds the boiling process
- Fifth element warming zone - Provides low-heat capability for foods on the cooktop
- TrueTemp™ oven system - Even heat distribution and maximum oven control
- Dual element bake - Upper and lower elements produce even heat and great results
- Model JB850DTBB - Black
- Model JB850DTWW - White



imagination at work