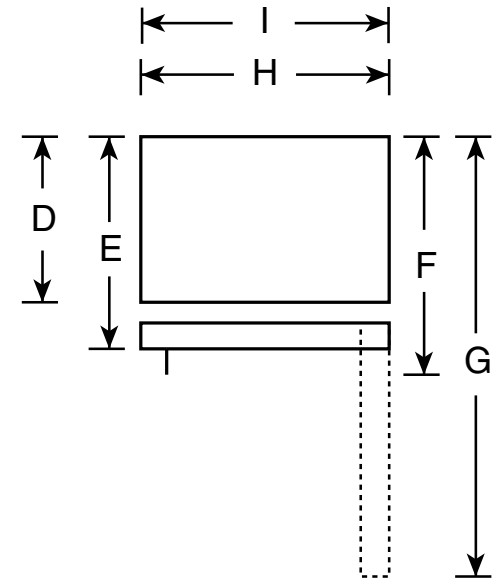
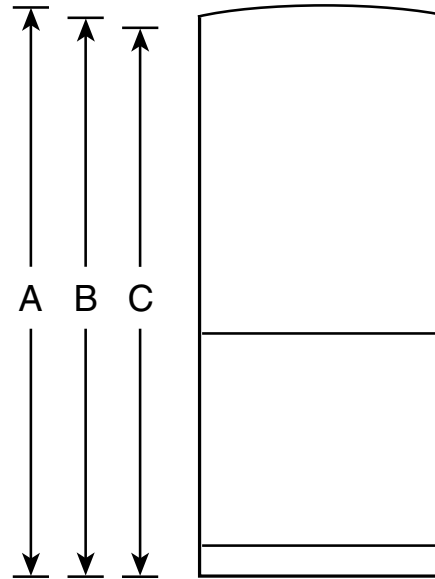


GDE23GSH

GE® ENERGY STAR® 23.2 Cu. Ft. Bottom-Freezer Refrigerator

Dimensions and Installation Information (in inches)

Overall Dimensions	Height to top of crown (in.) A	69-3/4
	Height to top of hinge (in.) B	68-1/4
	Height to top of case (in.) C	67-7/8
	Case depth without door (in.) D	28-1/4
	Case depth less door handle (in.) E	32-3/8
	Case depth with door handle (in.) F	34-3/8
	Depth with fresh food door open 90° (in.) G	62-3/4
	Width (in.) H	32-3/4
	Width with door open 90° inc. door handle (in.) I	36
Air	Each side (in.)	1/8
	Top (in.)	1
	Back (in.)	2



For answers to your Monogram®, GE Profile™ or GE® appliance questions, visit our website at ge.com or call GE Answer Center® service, 800.626.2000.



As an ENERGY STAR® partner, GE has determined that this product meets the ENERGY STAR guidelines for energy efficiency.


Specification Revised 7/14

GDE23GSH

GE® ENERGY STAR® 23.2 Cu. Ft. Bottom-Freezer Refrigerator

Features and Benefits

- 33" wide
- Factory-installed icemaker - Refrigerator comes ready to automatically create ice
- Upfront temperature controls - Easy-to-use controls regulate both fresh food and freezer sections
- Adjustable humidity drawers - Keep fruits and vegetables fresh
- Adjustable glass shelves - A variety of shelf configurations provide additional options for food storage
- Two-level freezer baskets - Baskets allow easy access to frozen foods
- Model GDE23GSHSS - Stainless steel



imagination at work



As an ENERGY STAR® partner, GE has determined that this product meets the ENERGY STAR guidelines for energy efficiency.

Specification Revised 7/14