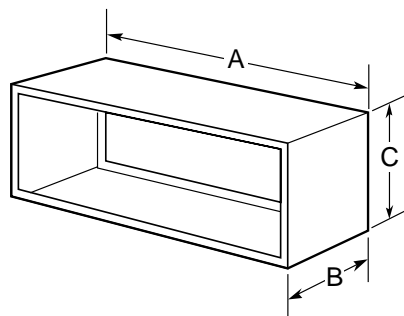




GE Appliances

AZ52H15D—Zoneline Premium Series Heat Pump Unit

Wall Case Dimensions



RAB71 Insulated Wall Case

Heavy-gauge galvanized steel, with insulation.
A-42", B-13-3/4", C-16"

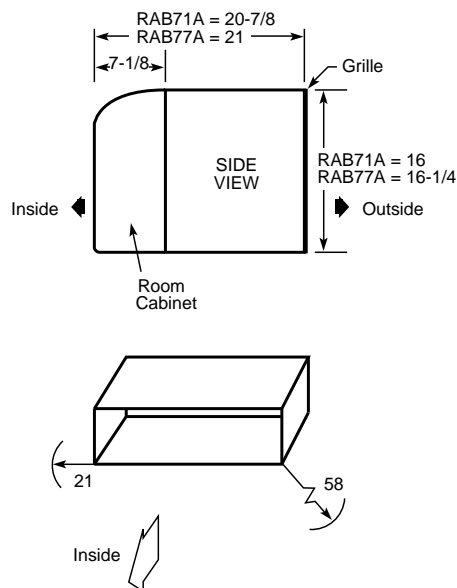
RAB77 Wall Case

Molded SMC fiberglass-reinforced polyester compound.
A-42-1/8", B-13-7/8", C-16-1/4"

Wall Opening Dimensions

Add 1/4" to A and C dimensions for all cut-out size.

Maximum Cord Extension (in inches)



Electrical Wiring

All wiring, including installation of receptacle, must be made in accordance with local electrical codes and regulations.

Note: Aluminum wiring may pose special problems—consult a qualified electrician.

Cooling Sizes

All units come in four nominal cooling sizes: 7,000, 9,000, 12,000 and 15,000 BTUH.

Resistance Heat

Resistance heat or back-up heat determined by Quick Connect power cord on the Premium Series and selected heater size for the Value Series (15 amp. 8,600 BTU, 20 amp. 11,700 BTU and 30 amp. 17,000 BTU @ 230 volt).

Grille Options

Stamped Aluminum Grille—RAG60

Molded Exterior Architectural Louvers (Cyclooy)

RAG61 or RAG64 (Beige)

RAG63 or RAG66 (Bittersweet)

RAG62 or RAG65 (Maple)

RAG67 (Extruded Aluminum)

Electrical Connection

230/208 volt units may be plugged into a receptacle. 265 volt units and special application 230/208 volt units require direct connection. See Architects and Engineers Design Data Manual for electrical connection information including use of sub-base for direct connected units. Installation must comply with local electrical codes and regulations.

Zoneline Installation

Simple Three-Step Installation

Zoneline heat pumps and heat/cool units are designed for easy installation, off or flush with the floor. When the SMC fiberglass-reinforced polyester sleeve is installed, the chassis simply slides into place.

Compatibility with existing Zoneline wall cases and rear grilles simplifies retrofit installations. A new chassis simply slides into the already installed wall case; the existing rear grille may be used as is, or with a minor modification for greater operating efficiency.

And the exclusive Quick Connect power supply kit with Premium Series makes it easy to connect the new unit to power sources already in place.

1. Frame the Opening. The RAB77A SMC wall case requires an opening of 16-1/2" high x 42-3/8" wide. Position the sleeve, secure it to the studs and then caulk. Complete instructions are furnished with each unit.

2. Connect the Electrical Supply. Each Zoneline unit requires a 230/208V power supply. *It is strongly recommended that electrical connections be made by a qualified electrician.* All wiring, including installation of the receptacle, must be in accordance with local codes.


3. Slide In Chassis. With the wall sleeve, electrical receptacle, and exterior grille in place, the separate chassis simply slides into position. Install the roomside cabinet, and plug into the electrical receptacle. You are now ready for many years of quiet comfort.

For answers to your Monogram®, GE Profile Performance Series™, GE Profile™, and GE appliance questions, call GE Answer Center® service, 800.626.2000.



GE Appliances

AZ52H15D—Zoneline Premium Series Heat Pump Unit



Features and Benefits

- Decorative Warm Gray-Beige Front
- Cooling with Heat Pump with Electric Heat Back-Up
- 230/208V Model
- Available in 14,700/14,400 BTUH
- Up to 10.0 EER, Up to 3.1 COP
- Electronic Microprocessor Controls
- Solid State Thermostat Control
- Up-Front Filters For Easy Access and Cleaning
- Two Fan Motors For Indoor and Outdoor Section to Assure Quiet Operation
- Simultaneous Supplemental Heat Allows Unit to Decide If BOTH Heat Pump and Electric Heat are Needed For Desired Room Temperature
- Reverse Cycle Defrost By Monitoring Operating Conditions
- Hidden Manual Vent Control For Fresh Air Introduction
- Hidden Fan Cycle Switch
- Freeze Sentinel™ Protects Unoccupied Rooms Against Freeze-Up
- Staged Heating
- Electronic 7-Step Temperature Limiting to Prevent Overcooling or Overheating of Room
- Remote Control Compatibility For Wall-Mounted Thermostats
- AZ52H15DAB - Base Model
- AZ52H15DAD - Internal Condensate Removal System