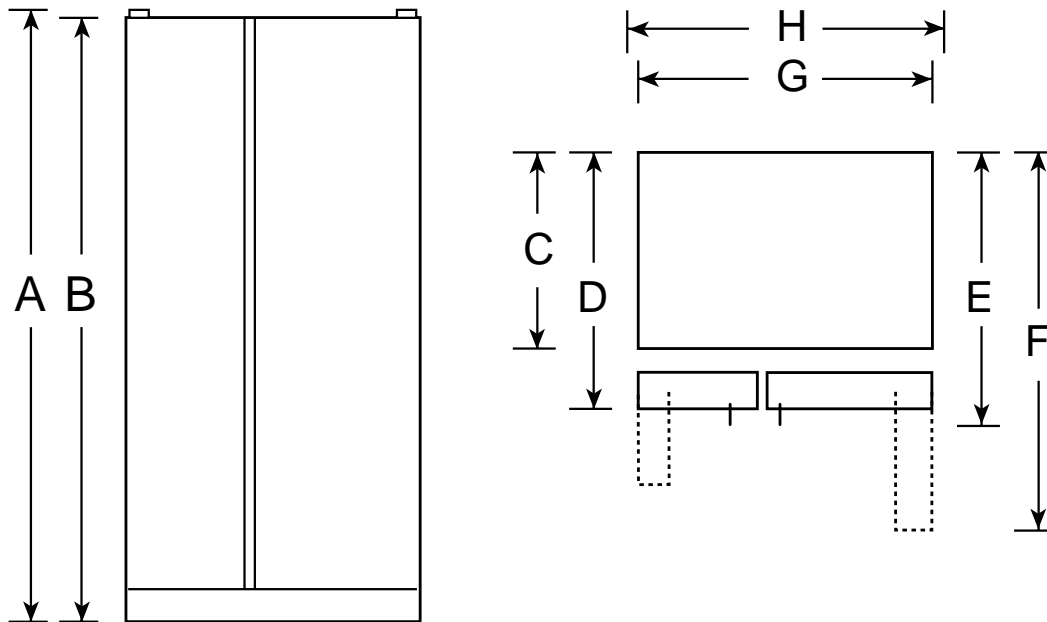




Profile™

## PSS25MGM - GE Profile Arctica™ 25.4 Cu. Ft. Side-By-Side Refrigerator with Dispenser

### Dimensions (in inches)



**Note:** If the doors cannot be fully opened because of an obstruction or a wall on either side, a door stop should be provided to prevent door or wall damage. If the doors cannot be opened at least 90 degrees, access to the drawers is limited.

Overall Dimensions	Height with hinge (in.) <b>A</b>	<b>69-1/4</b>
	Height without hinge (in.) <b>B</b>	<b>68-3/4</b>
	Depth without Doors (in.) <b>C</b>	<b>28</b>
	Depth with Doors (in.) <b>D</b>	<b>32-1/4</b>
	Depth plus Handle with Doors Closed (in.) <b>E</b>	<b>34-11/16</b>
	Depth with Doors open 90° (in.) <b>F</b>	<b>50-1/16</b>
	Width with Doors Closed (in.) <b>G</b>	<b>35-3/4</b>
	Width with Doors open 90° Less Door Handle(in.) <b>H</b>	<b>36</b>
Air Clearances	Each side (in.)	<b>1/8</b>
	Top (in.)	<b>1</b>
	Back (in.)	<b>1</b>

**Note:** Add 9/16" for water hook-up. Hook-up fits in 5/8" back air clearance when calculating installation depth.

If installed against a wall, allow clearance of 14-1/4" on freezer side to remove bin.

To remove fresh food pans, remove door bins.

Clearance required to remove fresh food full-size pan without disassembling: 19" (25 cu. ft.)

Plus, allow additional space for any necessary leveling adjustments.

Specification Revised 3/01


For answers to your Monogram® GE Profile™ or GE appliance questions, visit our website at [WWW.GEAppliances.com](http://WWW.GEAppliances.com) or call GE Answer Center® service, 800.626.2000.



Total volume and shelf area are calculated by the Association of Home Appliance Manufacturers' standards.



Listed by Underwriters Laboratories

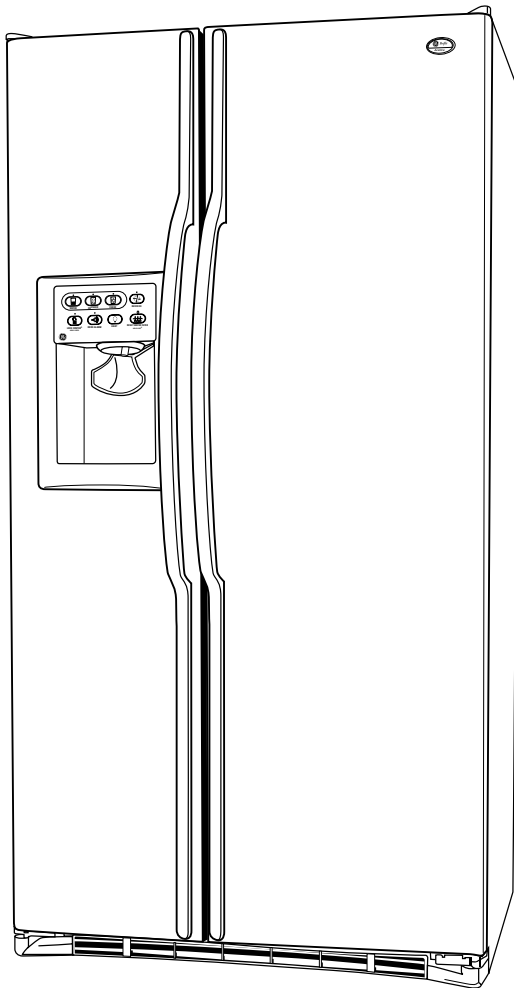


As an ENERGY STAR® Partner, GE has determined that this product meets the ENERGY STAR® guidelines for energy efficiency.



*Profile™*

## **PSS25MGM - GE Profile Arctica™ 25.4 Cu. Ft. Side-By-Side Refrigerator with Dispenser**



### **Features and Benefits**

- 25.4 cu. ft. Capacity (Fresh Food 15.9 cu. ft. / Freezer 9.5 cu. ft.)
- Energy Star Rated
- ClimateKeeper™ System
- Upfront Electronic Digital Display Temperature Control
- SmartWater™ Plus Provides Cleaner, Better Tasting Water and Ice through the LightTouch! Dispenser
- Integrated Shelf Support System
- FrostGuard™ Technology
- Quick Ice™ Setting
- Door Alarm
- Child Lock
- 3 Tilt-Out Freezer Storage Bins (2 Adjustable)
- 4 Fresh Food ClearLook™ Modular Door Shelves (2 Adjustable)
- QuickSpace™ Shelf
- Contoured Exterior
- Electronic Icemaker
- Premium Quiet Design
- Model PSS25MGMWW - White on white
- Model PSS25MGMBB - Black on black
- Model PSS25MGMCC - Bisque