

AVVS12ECXWA

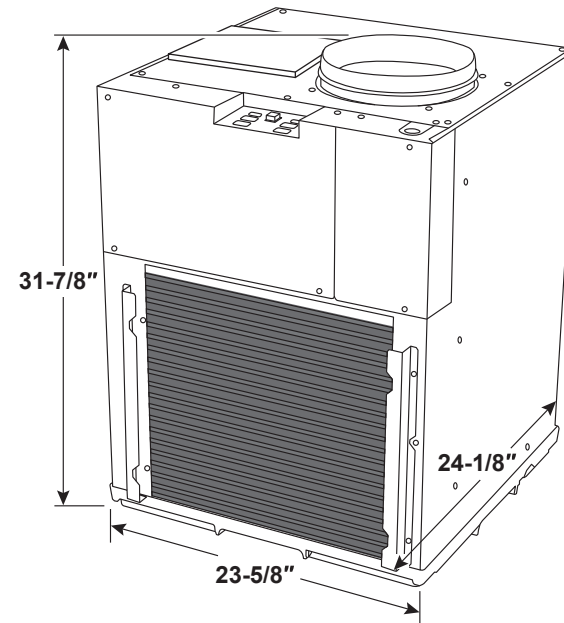
GE Zoneline Heat Pump, Single Package
Vertical Air Conditioner, 265 Volt

Features

Inverter Driven, Variable Speed Compressor
Lowest global warming refrigerant in its class (R454b)
Ultra-Low Heat Pump Operation (Down to 0 deg F)
Streamlined Installation with Insta-Platform™ (sold separately)
Self-Contained Drainage
Fast-Connect Plumbing
Quick Install Plenum (sold separately)
Self-Aligning, Lock in Place System
Onboard Diagnostics
Rustproof Bulkhead and Base Pan
Ultra-Quiet
Smart HQ Wi-Fi Ready

Warranty

Parts Warranty	Limited 5-year
Labor Warranty	Limited 1-year entire appliance Limited 5-year sealed system
Warranty Notes	See written warranty for full details



Performance Data at 265V

Nominal Cool Capacity:	12,000 BTU
Cooling Capacity Range @95F:	5,200 -16,200 BTU
EER2:	12.0
SEER2:	16.5
Nominal Heating Capacity:	10,900 BTU
Heat Pump Capacity Range @47F:	4,500 - 13,000 BTU
COP2@47F:	3.5
HSPF2:	7.1

POWER CONNECTION REQUIREMENTS (RESISTANCE HEAT)

265 VOLT	12,000 BTUh		
POWER CONNECTION KIT	RAK515D	RAK520D	RAK530D
Heater BTUh	8,360	11,770	17,060
Total Watts	2,568	3,568	5,118
Heater Watts	2,450	3,450	5,000
Total Heating Amps	9.2	13	18.9
MCA	15	20	30
Recommend Protective Device (MOCP)	15 amp time delay fuse or breaker	20 amp time delay fuse or breaker	30 amp time delay fuse or breaker



• FRONT INSTALLATION

– 3" minimum clearance from front of case and 3" minimum from two sides

• SIDE INSTALLATION

– 5" minimum clearance from front of case, 3" minimum from access side and 3" minimum from non-access side.

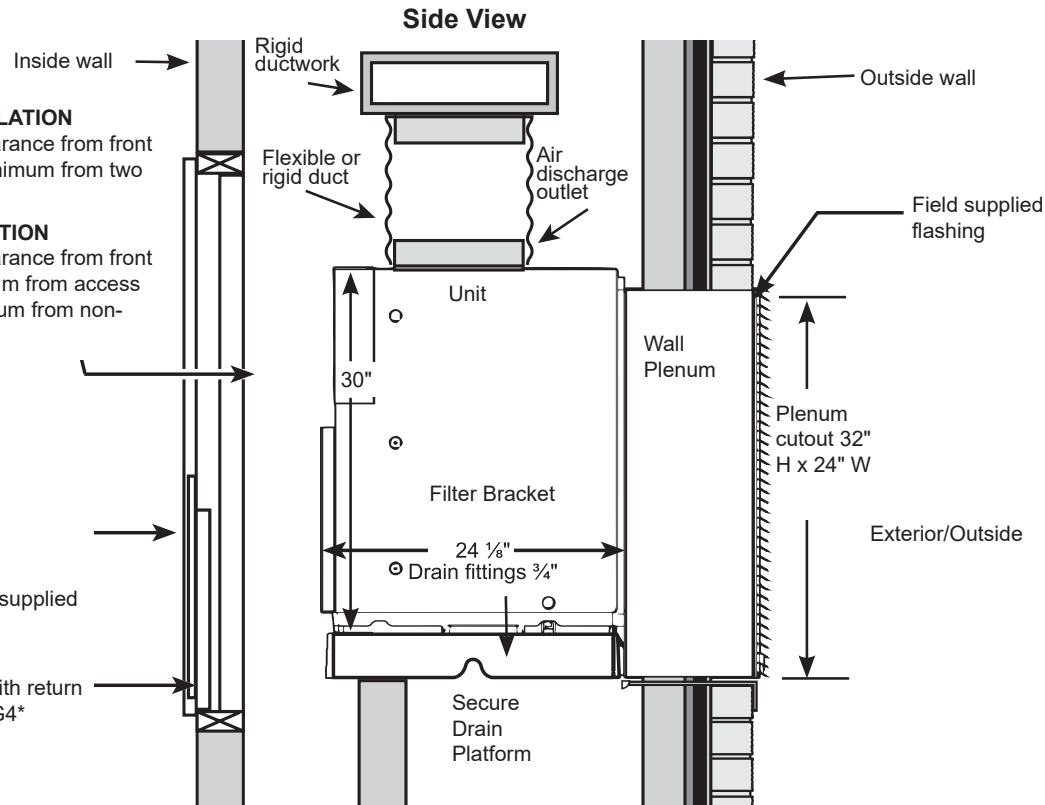
Option 1

Return air grille RAVRG2* (used with field supplied closet door)

Option 2

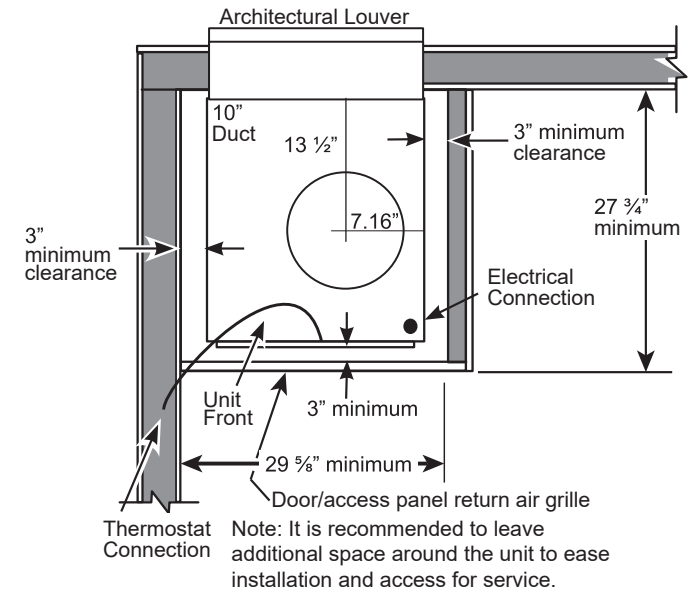
Access panel with return air grille RAVRG4*

* Kits beginning with



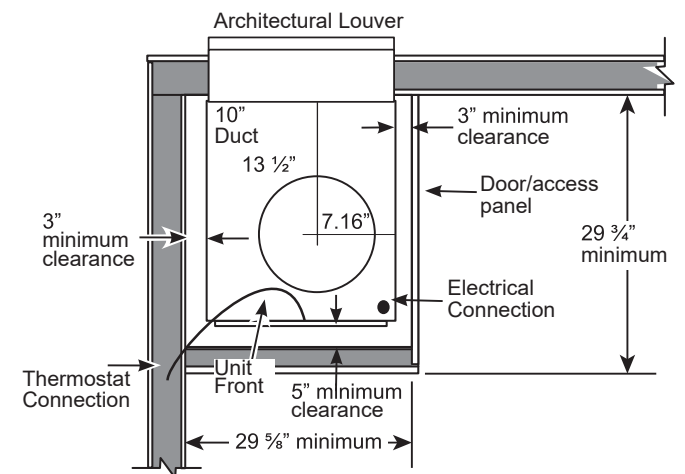
FRONT INSTALL

Top View

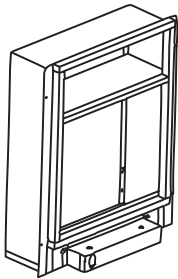

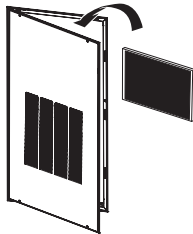
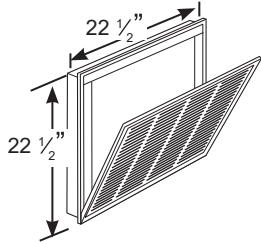
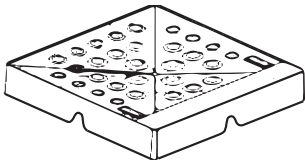


SIDE INSTALL

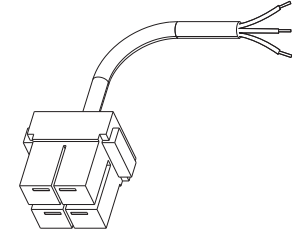
Top View



ACCESSORIES for NEW Installation

Accessory and model number	Appearance	Cutout Dimensions
Plenum (telescoping) RAVWPT9 or RAVWPT15		<div style="border: 1px solid black; padding: 10px; text-align: center;"> Cutout Dimensions: 24"W x 32"H </div>
Architectural Louver RAVAL3		Architectural Louver designed to fit the following Plenums: RAVWPT9 RAVWPT15
Access Panel with Return Air Grille (optional) RAVRG4*		<div style="border: 1px solid black; padding: 10px; text-align: center;"> Cutout Dimensions: 28$\frac{1}{8}$"W x 55$\frac{7}{8}$"H </div>
Return Air Grille (optional) RAVRG2*		<div style="border: 1px solid black; padding: 10px; text-align: center;"> Cutout Dimensions: 20$\frac{3}{8}$"W x 20$\frac{3}{8}$"H </div>
Drain Platform RAVDPLAT		Not Applicable

Power Connection – Direct Connect



Options:


RAK515D – 265V, 15 Amp

RAK520D – 265V, 20 Amp


RAK530D – 265V, 30 Amp

Note: See page 1 for Electrical Data

Wall Thermostat (appearance may vary)



Options	Communication Type
RAK190V	Two Way, 4 wire
RAK150VF2	Standard, 8-wire



Optional Zoneline thermostat connector kit for non-GE Appliances wall thermostats:

RAKTK8W1 - 8 pin / 8 wire

RAKTK8W10 - 8 pin / 8 wire (10 pack)