

JB620GR

GE® 30" Free-Standing Electric Range

Dimensions and Installation Information (in inches)

KW Rating	
240V	10.5
208V	7.9
Breaker Size	
40 Amps†	

†**Note:** Check local codes for required breaker size.

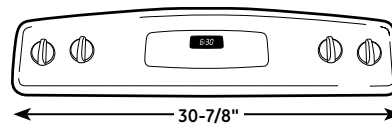
Effective January 1, 1996, the National Electrical Code requires that new construction (not existing) utilize a 4-conductor connection to an electric range.

Receptacle Locations: Locally approved flexible service cord or conduit must be used because terminals are not accessible after range installation. See shaded area in drawing for location of electrical outlet box. Recommended outlet locations allow range to be installed directly against wall.

Note: 30" ranges conform to U.L. requirements for 0" spacing from adjacent walls below countertops. To reduce possibility of scorching walls, engineering recommends a minimum of 1-1/2" spacing to allow for possible extended, high-heat, no-load heating element operation.

Installation information: Before installing, consult installation instructions packed with product for current dimensional data.

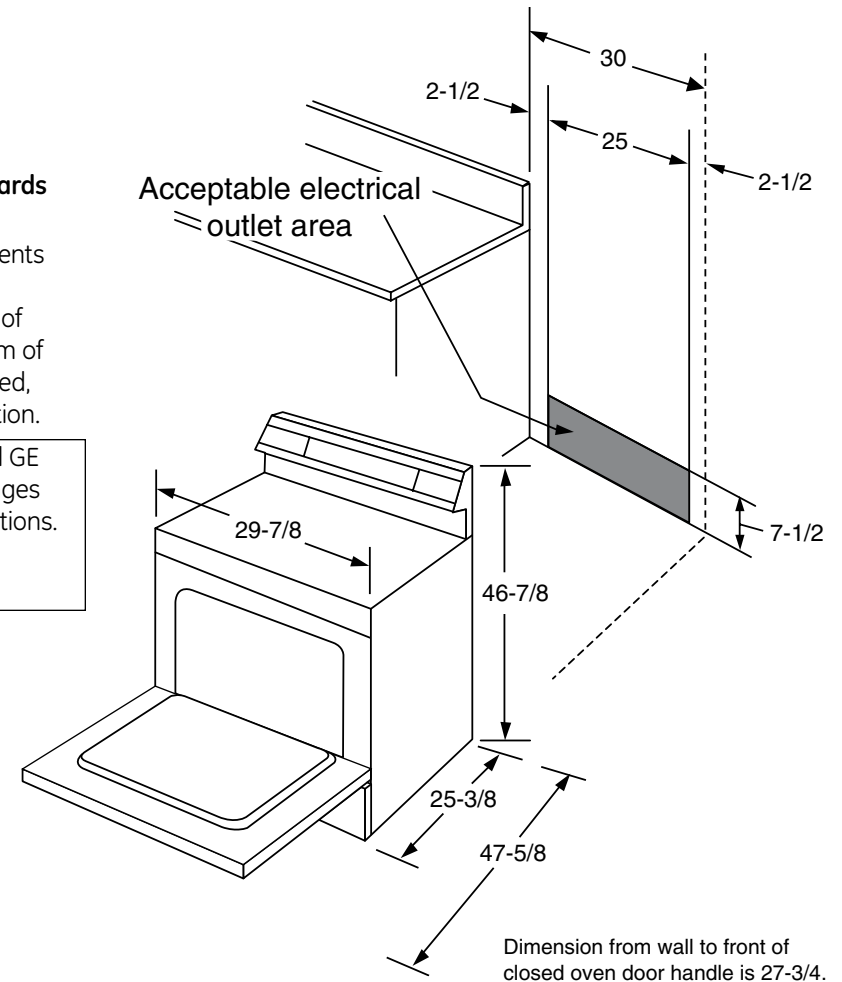
For answers to your Monogram®, GE Profile™ or GE® appliance questions, visit our website at geappliances.com or call GE Answer Center® service, 800.626.2000.



All 30" GE gas and electric range backguards are 30-7/8" wide.*

Note: 30" ranges conform to U.L. requirements for 0" spacing from adjacent walls below countertops. To reduce possible scorching of walls, engineering recommends a minimum of 1-1/2" spacing to allow for possible extended, high heat, no-load heating element operation.

*Except these models: JGBS07, JGBS04, all GE Profile free-standing electric and gas ranges. Fits most countertop backsplash applications. Consult Use & Care Manual for detailed installation instructions.



All GE ranges are equipped with an Anti-Tip device. The installation of this device is an important, required step in the installation of the range.




Listed by Underwriters Laboratories

JB620GR

GE® 30" Free-Standing Electric Range

Features and Benefits

- Self-Clean Oven - Conveniently cleans the oven cavity without the need for scrubbing
- Super-Large 5.3 Cu. Ft. Oven Capacity - Provides an impressively large oven interior to cook more dishes and large meals at once
- QuickSet III Oven Controls - Feature an easy to use design that lets you set precise cooking temperatures
- Ceramic Glass Cooktop - A smooth cooktop surface makes cleaning quick and easy
- Big Hearth Window - Elegant shaped window makes it easy to monitor the progress of food
- Dual Element Bake - Alternates the upper broiling element and the lower baking element for even heating and optimal baking results
- Ribbon Heating Elements - Provide powerful heat beneath a smooth glass surface to ensure even heat and fast warm-up times
- Model JB620GRSA - Silver



imagination at work