

# Café™ 36" Built-In Gas Cooktop

CGP70362NS1



## FEATURES & BENEFITS

- Versatile burner complements every cooking style - Sear, fry and sauté on a 18,000 BTU burner
- Spend more time cooking and less time cleaning up - Keep your kitchen sparkling, even when there's a spill, with sealed cooktop burners that contain messes for easy cleanup
- Lights that do more than shine - Enjoy peace of mind with a touch of style thanks to white LED backlit, heavy-duty knobs that let you know when a burner is activated at a glance
- More cooking with less cookware - Get the most from your cooktop and eliminate the need for extra cookware with an extra-large, integrated cooktop griddle as an optional accessory
- When you're updating your kitchen, attention to detail is a priority. That's why Café cooktops are guaranteed for an exact fit or Café Appliances will pay up to \$100 toward modifications
- Simmer away - Always get your hollandaise just right with a simmer burner that provides low, even heat
- Create a look that matches your personal style - Select from premium hardware options to create a stunning look customized to any owner's taste
- Safety controls add peace of mind - Prevent unintended burner activation with control lock capability
- One surface makes cooking easier - Easily move heavy cookware across the surface without worry, thanks to continuous, cast-iron burner
- Let the dishwasher do the cleaning - Enjoy the party without worrying about clean up, thanks to dishwasher-safe grates and knobs

## APPEARANCE

Color Appearance	Stainless Steel
Control Knobs	Dishwasher Safe, Stainless Steel Appearance, White LED Backlit
Cooktop Burner Grate Color	Matte Black
Installation	Over Single Wall Oven (Except Single-Double), Above Warming Drawer

## FEATURES

Cooktop Surface	Deep Stainless Steel
Cooktop Burner Type	5 Sealed
Control Location	Front Center
Control Type	Knob
Ignition System	Electronic
Burner - Left Front	9,500 BTU
Burner - Left Rear	9,500 BTU
Burner - Right Front	15,000 BTU
Burner - Right Rear	5,000 BTU
Burner - Center	18,000 BTU
Cooktop Burner Grate Features	Continuous Grates, Dishwasher Safe, Edge-to-Edge Grates, Self-Clean
Cooktop Burner Grate Material	Porcelain
Fuel Type	Natural Gas (Factory Set)
Valves (Degree of Turn)	270

## WEIGHTS & DIMENSIONS

Approximate Shipping Weight	57 lb
Cabinet Width	36 in
Cutout Dimensions (W x D) (In.)	33-7/8 x 19-1/8
Net Weight	51 lb
Overall Depth	21 in
Overall Height	5-1/2 in
Overall Width	36 in

## POWER/RATINGS

Burner BTU Ratings (000's/BTU) - LP Gas	(1) 18.0 (1) 15.0 (2) 9.5 (1) 5.0
Burner BTU Ratings (000's/BTU) - Natural Gas	(1) 18.0 (1) 15.0 (2) 9.5 (1) 5.0
Volts/Hertz/Amps	120V, 60Hz, 5A

## ACCESSORIES

Griddle	Cast Iron (Optional)
Stainless Steel Cleaner	Included
LP Conversion Kit	Included

# Café™ 36" Built-In Gas Cooktop

CGP70362NS1



## WARRANTY

Parts Warranty	Limited 1-Year Entire Appliance
Labor Warranty	Limited 1-Year Entire Appliance
Warranty Notes	See Written Warranty for Full Details

## DIMENSIONS AND INSTALLATION

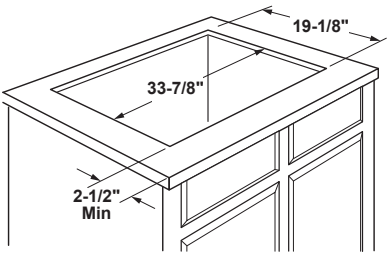
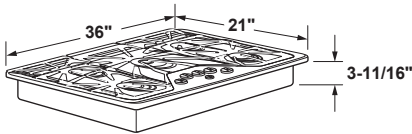
**AGA Requirement:** All gas cooktop models require 7/16" free area below cooktop height to combustible material. Requires 18" minimum from countertop to adjacent overhead cabinets.

**Note:** If installing with Telescopic Downdraft System, consult both cooktop and downdraft installation instructions packed with product before installing. Cooktop gas/electric supply may need to be re-routed to install downdraft.

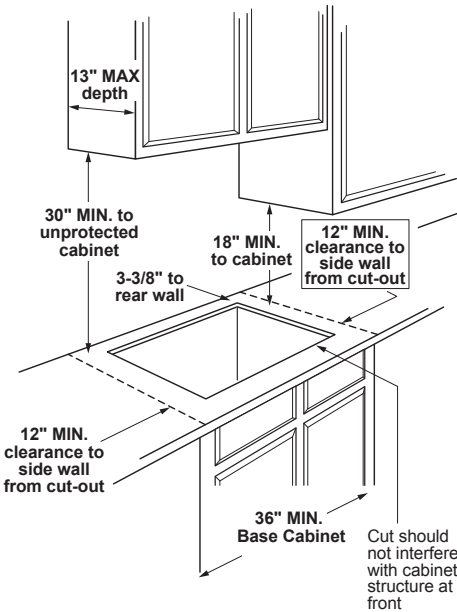
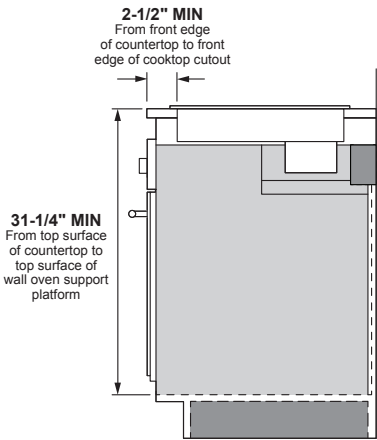
**Electrical Rating:** 120V, 60Hz, 5A

**Installation With Single Wall Oven Information:** 36" Gas Cooktops are approved for use over select 30" Wall Ovens and Warming Drawers. Refer to cooktop and wall oven/warming drawer installation instructions packed with product for current dimensional data.

**Installation Information:** Before installing, consult installation instructions, packed with product, for current dimensional data.



### Installation above a wall oven



Dimension and installation information are shown in inches.  
\*Allow 5-3/4" depth at rear for electrical and gas connections

## ADDITIONAL ACCESSORIES



CXCG1K0PMBZ  
Brushed Bronze  
Knobs



CXCG1K0PMSS  
Brushed Stainless  
Knobs



CXCG1K0PMBT  
Brushed Black  
Knobs



CXCG1K0PMCU  
Brushed Copper  
Knobs



CXCG1K0PMCG  
Brushed Brass  
Knobs



CXCG1K0PMFB  
Flat Black  
Knobs