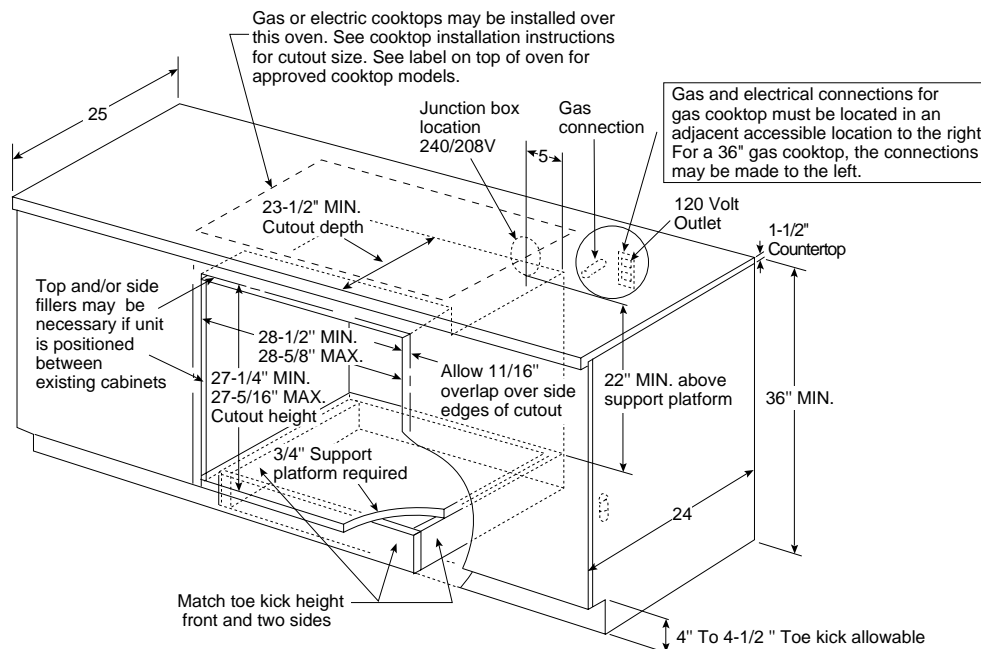




Profile Performance Series™

JT910AAAA - GE Profile Performance™ 30" Single Wall Oven

Undercounter Installation (in inches)



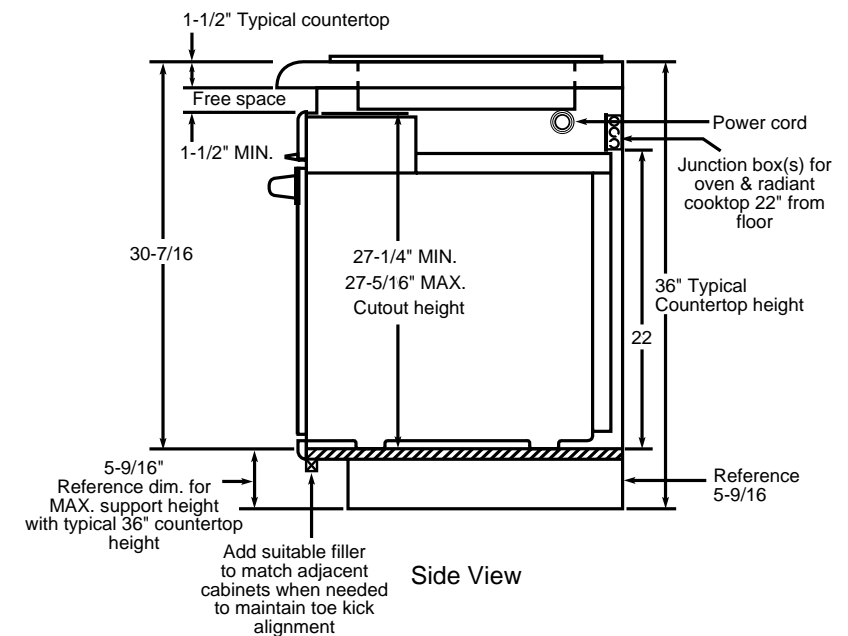
Note: Oven is rated for use only under the following cooktops:

- GE 30" and 36" electric coil and CleanDesign cooktops (Excluding Induction)
- GE 30" and 36" gas standard and sealed burner cooktops

Note: Gas or electric cooktops may be installed over this oven. See cooktop installation instructions for cutout size. See label on back of oven for approved cooktop models.

Installation Information: Before installing, consult installation instructions [Pub. No. 31-10125] packed with product for current dimensional data and for alternate installation options.

Optional Custom Installation for 30" CleanDesign (Excluding Induction) or Sealed Burner Gas Cooktop (in inches)



This installation is to achieve minimum gap between bottom of countertop and control panel.

Note: For this installation, the bottom trim **will not** be flush with a typical 4" toe kick.

Note: Cabinets installed adjacent to wall ovens must have an adhesion spec of at least 194°

For answers to your Monogram®, GE Profile Performance Series™, GE Profile™ or GE appliance questions, call GE Answer Center® service, 800.626.2000.



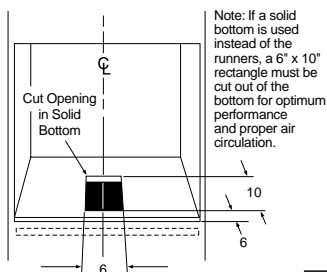
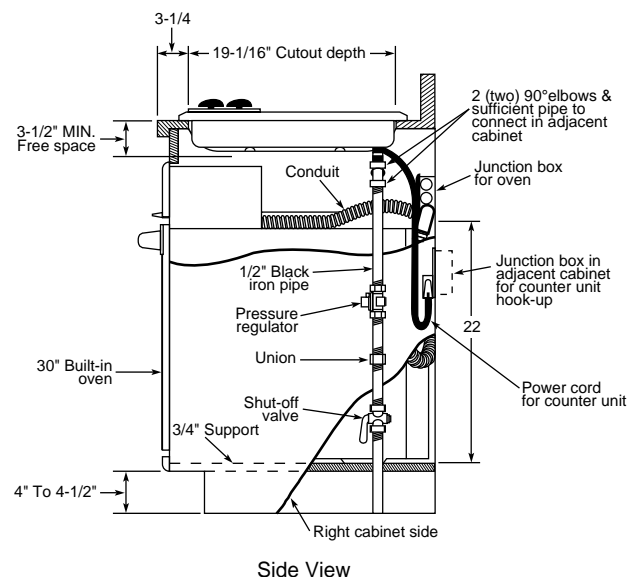
Listed by
Underwriters
Laboratories



Profile Performance Series™

JT910AAAA - GE Profile Performance™ 30" Single Wall Oven

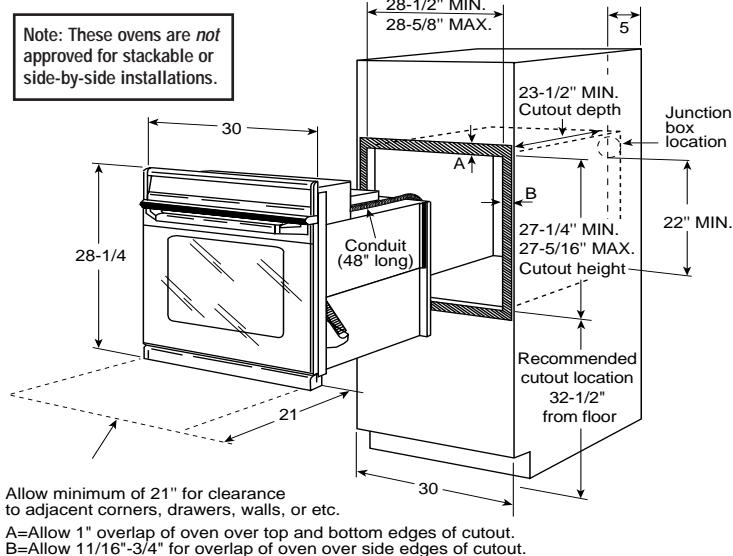
Optional Undercounter Installation with 36" Gas Cooktop (in inches)



Must Support 200 lbs.

Most 30" Wall Cabinets can be used with this unit.

Single Oven Wall-Mount or Cabinet Installation Dimensions (in inches)



KW Rating	
240V	3.6
208V	2.7
Breaker Size	
20 Amps†	

†Note: Check local codes for required breaker size.

Note: Oven is rated for use only under the following cooktops:

- GE 30" and 36" electric coil and CleanDesign cooktops (Excluding Induction)
- GE 30" and 36" gas standard and sealed burner cooktops

Note: Gas or electric cooktops may be installed over this oven. See cooktop installation instructions for cutout size. See label on back of oven for approved cooktop models.

Installation Information: Before installing, consult installation instructions [Pub. No. 31-10125] packed with product for current dimensional data and for alternate installation options.

For answers to your Monogram®, GE Profile Performance Series™, GE Profile™ or GE appliance questions, call GE Answer Center® service, 800.626.2000.




Listed by
Underwriters
Laboratories

Specification Revised 8/99



Profile Performance Series™

JT910AAAA - GE Profile Performance™ 30" Single Wall Oven



Features and Benefits

- TrueTemp™ System
- Extra Large Capacity Self-Clean Convection Oven with Delay Clean Option
- SmartSet Electronic Oven Controls with Digipad
- Convection Bake and Convection Roast
- Bread Proofing Mode
- Baking Rack
- Hidden Bake Element
- Electronic Clock and Kitchen Timer
- Variable Broil / Six-Pass Broil Element
- Broiler Pan with Grid and Roasting Rack
- Up-Front Oven Light
- Frameless Glass Oven Door with Big-View Window
- Integrated Designer-Style Handle
- 30" Oven Cabinet Width Required
- Model JT910WAWW - White on white
- Model JT910BABB - Black on black
- Model JT910AAAA - Almond on almond
- Model JT910SASS - Stainless Steel
- Model JT910CACC - Bisque