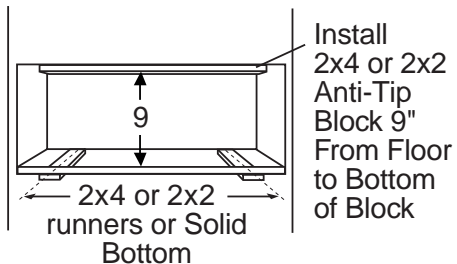
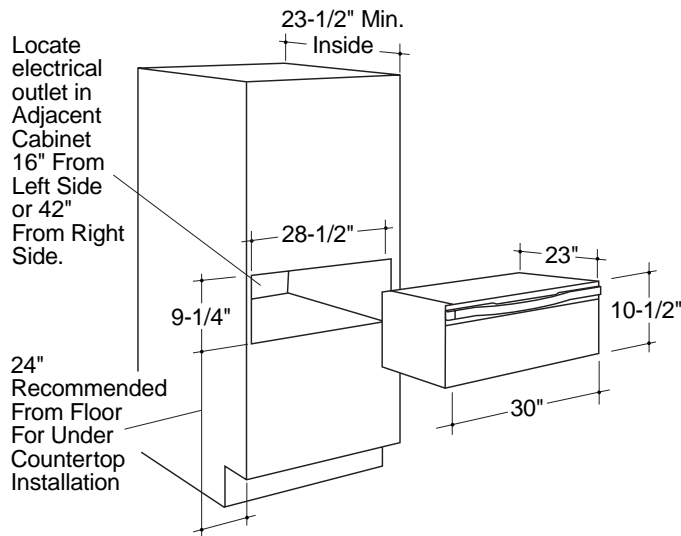




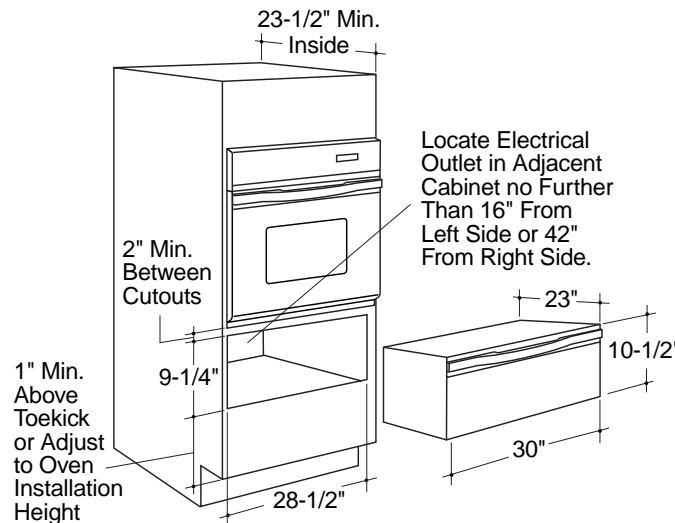
Profile Performance Series™

JTD910BBBB - GE Profile Performance™ 30" Warming Drawer

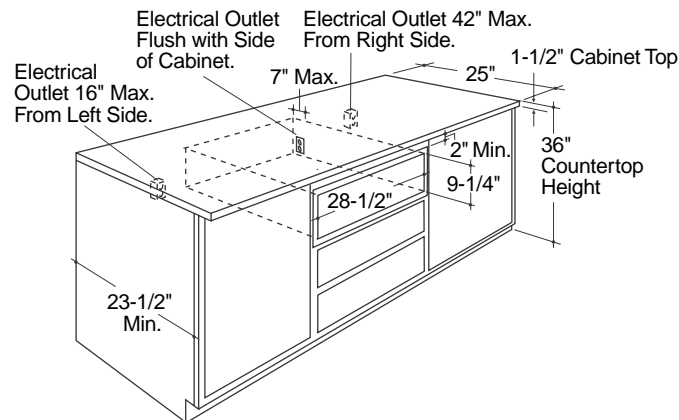
Warming Drawer Dimensions (in inches)



Under Oven Installation (in inches)



Undercounter Installation (in inches)



Optional Accessories:

JXPN1—Optional Pan Set Accessory for Warming Drawer.

Five commercial pans with lids (4" deep)

- One large pan (14 quarts)
- Two medium pans (6 quarts each)
- Two small pans (3 quarts each)

ZXD30B—1/4" wood panel trim kit

Important Installation Note:

Must provide anti-tip brace at the back of the cabinet and the top of the cutout.

Note: When installing warming drawer with a cooktop, allow a 2" minimum from cooktop burner box bottom to top of cut-out.

For answers to your Monogram®, GE Profile Performance Series™, GE Profile™ or GE appliance questions, call GE Answer Center® service, 800.626.2000.



Listed by
Underwriters
Laboratories



Profile Performance Series™

JTD910BBBB - GE Profile Performance™ 30" Warming Drawer



Features and Benefits

- 1.92 cu. ft Capacity
- Variable Temperature Control - Proof(80) / Low(140) / Med(170) / High(210)
- Variable Humidity Control - Crisp to Moist
- Half Rack
- "On" Signal Light
- On/Off Rocker Switch
- Removable Stainless Steel Pan
- Full Extension Ball Bearing Glides
- Hidden Controls Provide Flush Installation Appearance
- Variable Installation Options
- Model JTD910WBWW - White on white
- Model JTD910BBBB - Black on black
- Model JTD910ABAA - Almond on almond
- Model JTD910SBSS - Stainless steel
- Model JTD910CBCC - Bisque