

# AZ45E09DAB

## GE Zoneline® Cooling and Electric Heat Unit, 230/208 Volt

### FEATURE AND BENEFITS

Cooling capacity - 9,700/9,600 BTU

Energy efficiency - 12.1/12.1 EER

Dehumidification - 2.7 pints/hour

Indoor fan CFM (high/low) - 390/260

Electronic touch controls with LED display

Quiet operation - Baked-on mastic sound barrier, cross flow blower and two DC fan motors create less noise to ensure comfort

SMC base pan and bulkhead - No rusting and helps block noise

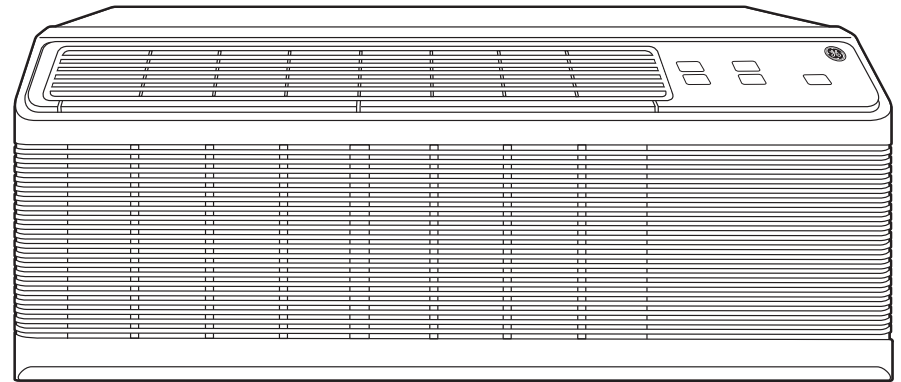
Heat & Freeze Sentinels - Keeps the room from overheating or freezing

Electronic temperature limiting - Prevents expensive over-cooling or over-heating of the room

Fresh air vent CFM (fully open high fan) - 38\*

R-410A refrigerant

\*When using the RAKVENT1 kit



# AZ45E09DAB

## GE Zoneline® Cooling and Electric Heat Unit, 230/208 Volt

### DIMENSIONS AND INSTALLATION INFORMATION (IN INCHES)

#### ELECTRICAL WIRING

All wiring, including installation of receptacle, must be made in accordance with national and local electrical codes and regulations.

**NOTE:** Aluminum wiring may pose special problems - consult a qualified electrician.

#### GRILLE OPTIONS

Stamped Aluminum Grille - RAG60  
 Exterior Architectural Louvers Durable Polycarbonate: RAG61 (Beige), RAG62 (Maple), RAG63 (Dark Brown)  
 Extruded Aluminum Architectural Grille - RAG67

#### RETROFIT KITS:

RAK40 - Deflector Kit to adapt chassis for use with non-GE exterior louvered grilles.

#### DUCTED APPLICATIONS

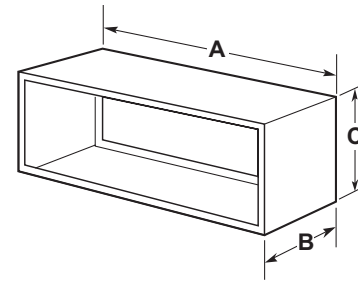
AZ45 and AZ65 Series can be used with ductwork to heat or cool more than one room. RAK6053 Duct Adaptor is applied to the top of case over the air discharge. RAK601B Duct Extension is applied to right or left of adaptor. Locally fabricated ductwork may be added to extend to maximum recommended straight distance of 15 feet in one direction.

#### ELECTRICAL CONNECTION

230/208 volt units may be plugged into a receptacle. See Architects and Engineers Design Data Manual for electrical connection information including use of sub-base for direct connected units. Installation must comply with national and local electrical codes and regulations.

Power connection kits are required on all Zoneline chassis.

#### WALL SLEEVE DIMENSIONS



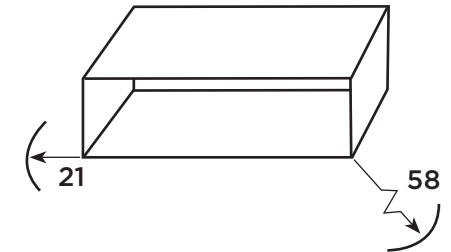
#### RAK81\* WALL SLEEVE

Heavy-gauge steel, 4 pc design with insulation. A-42", B-13-3/4", C-16"  
 Also available in 16", 18", 20" and 24" depths

#### RAK78B WALL SLEEVE

4 pc Fiberglass reinforced polyester compound with stainless steel locking components. A-42", B-14", C-16"

#### MAXIMUM CORD EXTENSION



#### WALL OPENING DIMENSIONS

Add 1/4" to A and C dimensions for all cut-outs.  
 16-1/4" Min. H x 42-1/4" Min. W

AZ45/65 HEATER KW						
230/208 VOLT	LINE CORD (P), DIRECT (D) AND SUB-BASE CONNECTED UNITS					
	7K/9K			12K/15K		
Power Connection Kit	RAK315P RAK315D* RAK204D15C*	RAK320P RAK320D* RAK204D20C*	RAK330P RAK330D* RAK204D30C*	RAK315P RAK315D* RAK204D15C*	RAK320P RAK320D* RAK204D20C*	RAK330P RAK330D* RAK204D30C*
Total Watts	2410/1990	3420/2830	4830/3990	2430/2020	3450/2860	4860/4020
Heater Watts	2400/1960	3400/2780	4800/3930	2400/1960	3400/2780	4800/3930
Heater BTU	8100/6600	11600/9400	16300/13400	8100/6600	11600/9400	16300/13400
Total Amps	10.5/9.6	14.9/13.6	21.0/19.2	10.6/9.7	15.1/13.8	21.2/19.3
(MCA)	15	20	30	15	20	30
Recommended Protective Device (MOCP)	15 amp time-delay fuse or breaker	20 amp time-delay fuse or breaker	30 amp time-delay fuse or breaker	15 amp time-delay fuse or breaker	20 amp time-delay fuse or breaker	30 amp time-delay fuse or breaker

\*Per the NEC, use of this connection kit requires the purchase and use of the RAK4002D Junction Bo



For more information please visit our website at [zoneline.com](http://zoneline.com) or message [Hospitality.Direct@geappliances.com](mailto:Hospitality.Direct@geappliances.com).

Specification Revised 6/22