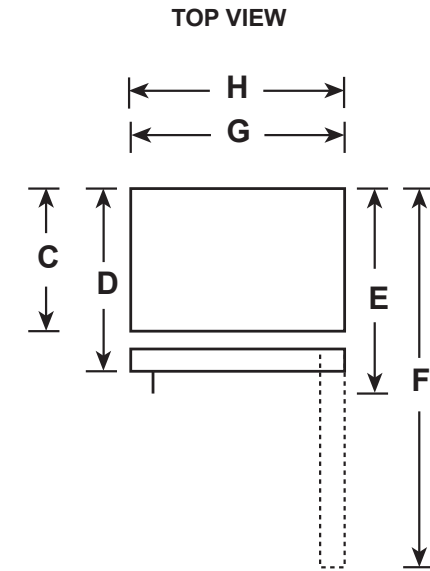
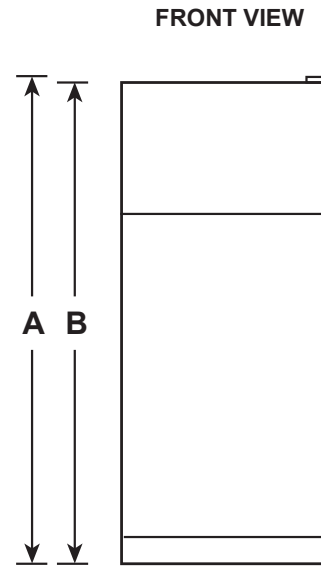


GTE22JMN/JSN/JTN

GE® ENERGY STAR® 21.9 Cu. Ft. Top-Freezer Refrigerator

DIMENSIONS AND INSTALLATION INFORMATION (IN INCHES)

OVERALL DIMENSIONS	Height to top of hinge (in.) A	66-3/8
	Height to top of case (in.) B	65-7/8
	Case depth without door (in.) C	28-5/8
	Case depth less door handle (in.) D	32-3/8
	Case depth with door handle (in.) E	34-1/2
	Depth with fresh food door open 90° (in.) F	63-1/2
	Width (in.) G	32-3/4
	Width with door open 90° with door handle (in.) H	35-3/8
AIR CLEARANCES	Each side (in.)	1/8
	Top (in.)	1
	Back (in.)	2



For answers to your Monogram, GE Café™ Series, GE Profile™ Series or GE Appliances product questions, visit our website at geappliances.com or call GE Answer Center® Service, 800.626.2000.



Listed by
Underwriters
Laboratories



As an ENERGY STAR® partner, GE has determined that this product meets the ENERGY STAR guidelines for energy efficiency.

GTE22JMN/JSN/JTN

GE® ENERGY STAR® 21.9 Cu. Ft. Top-Freezer Refrigerator

FEATURES AND BENEFITS

Premium inner door – Enjoy greater flexibility and organizational options with modular bins right on the door

LED lighting – Find all your favorite foods under natural-looking light

Edge-to-edge glass shelves – Enjoy a polished look and easy-access cleaning with edge-to-edge shelves that extend the full width of the refrigerator

Adjustable wire freezer shelf – Easily adjusts between two positions to accommodate items of all shapes and sizes

ADA-compliant – Designed for easy operation and access

Upfront temperature controls – Easy-to-use controls regulate both fresh food and freezer sections


Model GTE22JMNES – Slate

Model GTE22JSNSS – Stainless steel

Model GTE22JTNBB – Black

Model GTE22JTNCC – Bisque

Model GTE22JTNWW – White



As an ENERGY STAR® partner, GE has determined that this product meets the ENERGY STAR guidelines for energy efficiency.