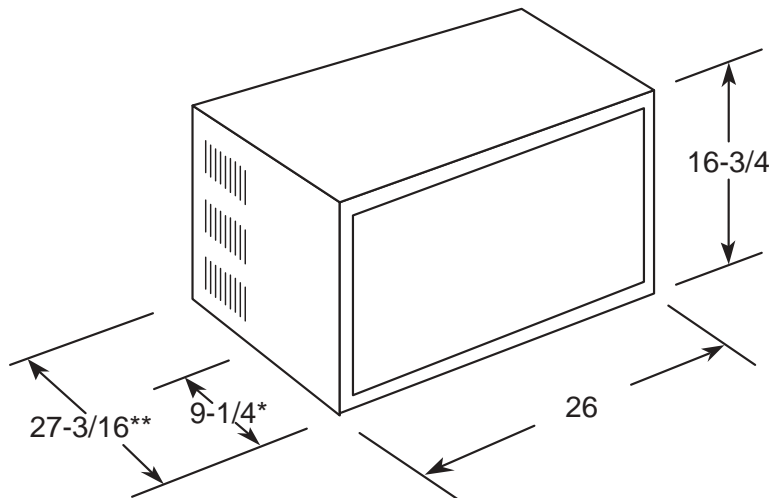




**GE Appliances**


## ASM24DD – GE® Electronic Deluxe 230 Volt Room Air Conditioner

### Wall Case Dimensions (in inches)



\*Distance from front of case to side louvers (excluding grille).

\*\*Excludes front grille.



Perpendicular  
230/208V  
20 Amp

**Note:** When installing slide-out chassis units in through-the-wall applications, keep louvers free. Do not restrict air flow areas. Fixed chassis units are not suitable for through-the-wall applications.

**Wall Outlets:** All wiring, including installation of receptacle, must be made in accordance with local electrical codes and regulations. Electrical outlet should be in reach of line cord.

**Note:** Aluminum wiring may pose special problems—consult a qualified electrician.



Total capacity and E.E.R. ratings are calculated based on the Association of Home Appliance Manufacturers' standards.



Listed by  
Underwriters  
Laboratories




As an ENERGY STAR® Partner, GE has determined that this product meets the ENERGY STAR® guidelines for energy efficiency.



**GE Appliances**

---

## **ASM24DD – GE® Electronic Deluxe 230 Volt Room Air Conditioner**



### **Features and Benefits**

- 23,700/23,100 BTU
- 9.4/9.4 EER
- 230/208 Volts
- ENERGY STAR® Certified
- Electronic With Remote Control
- Electronic Thermostat
- 3 Cooling/3 Fan Only Speeds
- Slide-Out Chassis
- Auto Circulaire™
- Energy Saver Feature
- Model ASM24DD