

Café 30" Duo Smart Single Wall Oven in Platinum Glass

CTS92DM2NS5

C A F É



FEATURES & BENEFITS

Create an easy-to-clean, contemporary look for your kitchen with the striking reflective glass finish.

Cook two things in the oven at once, at two different temperatures, so that your entire meal will be done on time.

Preheat the oven quickly and cut down on preheat time with a speedy preheat feature.

Cook an entire meal at once with a 5.0 cubic foot oven which provides enough room for multiple dishes.

This oven features **True European Convection**, an advanced convection system that uses a third heating element and reversing fan for the highest level of heat and air circulation.

This oven will fit your existing cut-out, or GE Appliances will help pay for modifications up to \$300.

Easily navigate wall oven settings thanks to a **7" touchscreen display**.

This **smooth-gliding oven rack** can be left in the oven during the self-clean cycle so you never have to scrub.

WIFI-ENABLED FEATURES

Built-In WiFi, Powered by SmartHQ™ App - Manage all aspects of your kitchen with the help of the SmartHQ™ App or your voice assistant

Personalized Features + Upgrades - Usher in the latest features by downloading cooking upgrades right to your oven.

APPEARANCE

Color Appearance	Platinum Glass
Handle	Café Minimal Style; Brushed Stainless
Installation	Above Warming Drawer; Side-by-Side; Under Built-In Advantium; Under Built-In Microwave; Under Cooktop; Undercounter

FEATURES

Configuration	Double Oven
Cooking System	True European Convection with Precise Air (Lower)
Oven Cleaning Type	Self-Clean with Steam Clean Option
Cleaning Time	Variable with Delay Clean Option
Oven Cooking Modes	Convection Bake Convection Bake Multi-Rack Convection Roast Precision Cooking Modes Thermal Bake; Thermal Broil No Preheat Air Fry Turkey Mode
Self-Clean Oven Door Lock	Automatic
Control Type	7" Full-Color Touch LCD Screen
Oven Features	6-Pass Dual Broil Element (Upper) 8-Pass Bake Element (Both Ovens) 8-Pass Dual Broil Element (Lower) Closed Door Broiling
Oven Rack Features	1 Self-Clean Heavy-Duty Offset Oven Rack 2 Self-Clean Roller Racks Embossed Rack Positions (Both Ovens) 12-Hour Shut-Off Capability Audible Preheat Signal Auto Recipe Conversion Certified Sabbath Mode Control Lock Capability Cook Time C° or F° Programmable Delay Time Electronic Clock & Kitchen Timer Mis-Wire Detection Proof Mode Remote Enabled Scan-to-Cook Temperature Probe Warm Mode
Oven Control Features	
WiFi Connect	Built-In
Connected Capabilities	Amazon Alexa The Google Assistant IFTTT; Fresco Innit Sonos Google Home
Cooking Technology	Traditional Upper Convection Lower
Oven Interior	2 Halogen Interior Oven Lights (Both Ovens) Black Gloss Finish; Hidden Bake

CAPACITY

Capacity (Cu. Ft.)	2.2 Upper / 2.8 Lower
Total Capacity (cubic feet)	5.0 cu. ft.

POWER / RATINGS

Amp Rating at 208V	20
Amp Rating at 240V	20
Bake Wattage	1700W Upper / 2200W Lower
Broiler Wattage	2750W Upper / 2950W Lower
Convection Wattage	1300W

WEIGHTS & DIMENSIONS

Approximate Shipping Weight	212 lb
Net Weight	190 lb
Overall Height	28-1/8 in
Overall Width	29-3/4 in
Overall Depth	26-3/4 in
Cabinet Width	30 in
Cutout Dimensions (w x h x d) (in.)	28-5/8 x 27-5/16 x 23-1/2
Oven Interior Dimensions (lower)	24 x 12-1/2 x 16
Oven Interior Dimensions (upper)	24 x 8-3/4 x 17 7/8

Café 30" Duo Smart Single Wall Oven in Platinum Glass

CTS92DM2NS5

C A F É

WARRANTY

Parts Warranty	Limited 1-Year Entire Appliance
Labor Warranty	Limited 1-Year Entire Appliance
Warranty Notes	See Written Warranty for Full Details

MOST 30" WALL CABINETS CAN BE USED WITH THIS UNIT.

APPROVED INSTALLATIONS:

Above Warming Drawer, Below Built-in Microwave or Advantium®, Side-by-Side, and Undercounter

NOTE: These ovens are not approved for stacking one single wall oven over another single wall oven.

Cabinets installed adjacent to wall ovens must have an adhesion spec of at least a 194°F temperature rating.

Door handle protrudes 3" from door face. Cabinets and drawers on adjacent 45° and 90° walls should be placed to avoid interference with the handle.

Side-by-side installations require at least 2" between cutouts.

Approved cooktops for installation above this wall oven: CHP9536, PHP9036, CHP9530, PHP9030, JP3536, JP3036, JP3530, JP3030

IMPORTANT: Electric wall ovens are not approved for installation with a plug and receptacle. They must be hardwired in accordance with installation instructions.

IMPORTANT: Before installing, consult installation instructions packed with product for **MOST 30" WALL CABINETS CAN BE USED WITH THIS UNIT.**

APPROVED INSTALLATIONS: Above Warming Drawer, Below Built-in Microwave or Advantium®, Side-by-Side, and Undercounter

NOTE: These ovens are not approved for stacking one single wall oven over another single wall oven.

Cabinets installed adjacent to wall ovens must have an adhesion spec of at least a 200°F temperature rating.

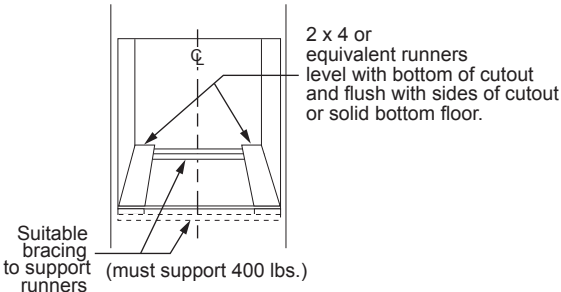
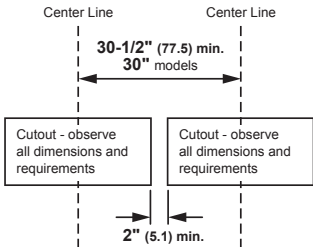
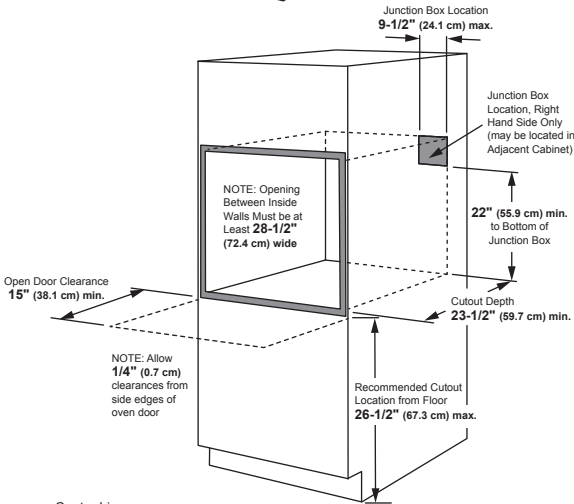
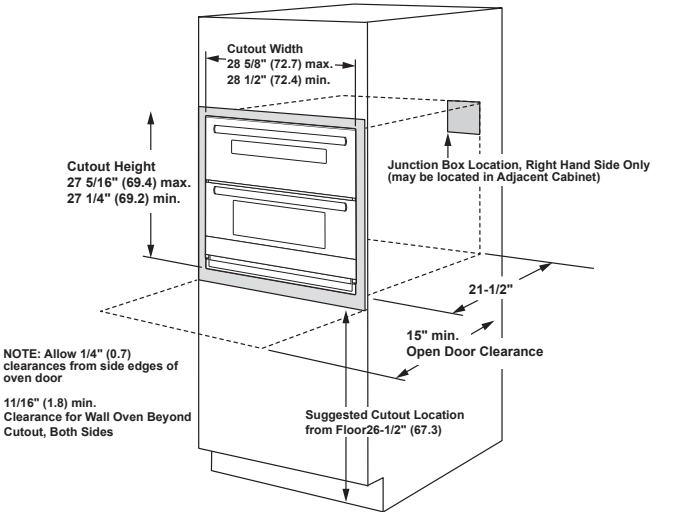
Door handle protrudes 3" from door face. Cabinets and drawers on adjacent 45° and 90° walls should be placed to avoid interference with the handle.

Side-by-side installations require at least 2" between cutouts.

Approved cooktops for installation above this wall oven: CHP9536, PHP9036, CHP9530, PHP9030, JP3536, JP3036, JP3530, JP3030

IMPORTANT: Electric wall ovens are not approved for installation with a plug and receptacle. They must be hardwired in accordance with installation instructions.

IMPORTANT: Before installing, consult installation instructions packed with product for current dimensional data.



Cabinet	30"
A - Overlap of oven at top of cutout	1"
B - Overlap of oven other side of edge of cutout	3/4"
C - Overlap of oven at bottom of cutout	1-1/4"
Oven	
D - Install depth	23-1/2"
E - Overall height with trim	53"
F - Overall width	29-3/4"

Dimension and installation information are shown in inches.