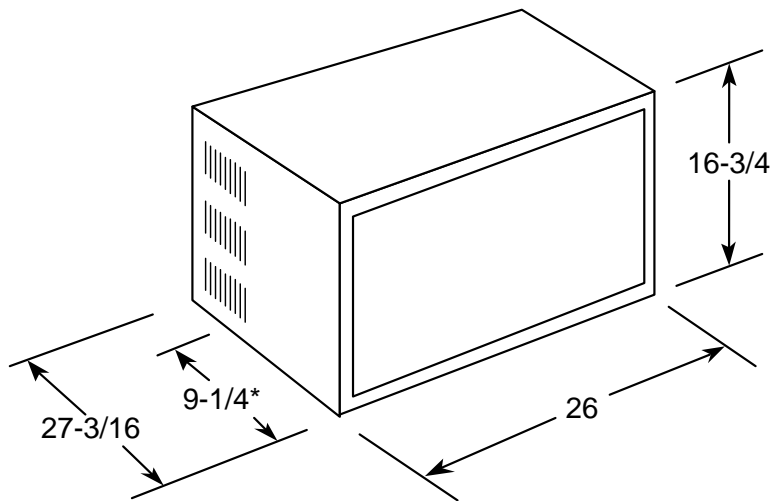




**GE Appliances**

## ASV14AB—GE 115 Volt Window Room Air Conditioner with Mechanical Controls


### Wall Case Dimensions (in inches)



\*Distance from front of case to side louvers (excluding grille).

**Note:** When installing Slide-Out chassis units in through-the-wall applications, keep louvers free. Do not restrict air flow areas.

Parallel



115V  
15 Amp

**Wall Outlets:** All wiring, including installation of receptacle, must be made in accordance with local electrical codes and regulations. Electrical outlet should be in reach of line cord.

**Note:** Aluminum building wiring may pose special problems—consult a qualified electrician.

**Specification Created 5/01**

For answers to your Monogram®, GE Profile™ or GE appliance questions, visit our website at [GEAppliances.com](http://GEAppliances.com) or call GE Answer Center® service, 800.626.2000.



Total capacity and E.E.R. ratings are calculated based on the Association of Home Appliance Manufacturers' standards.

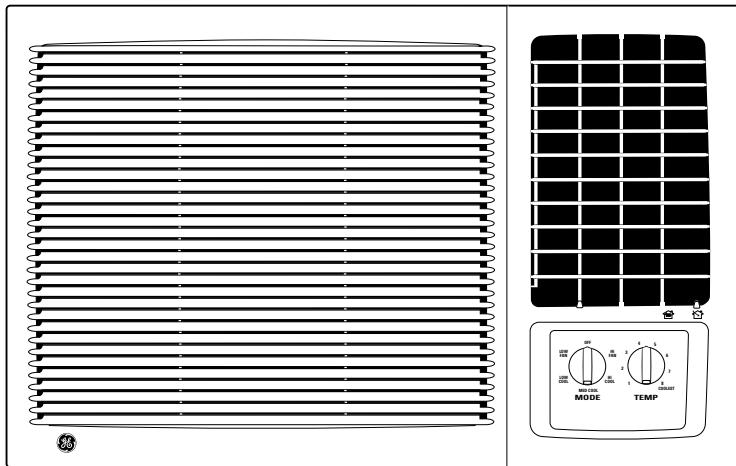


Listed by  
Underwriters  
Laboratories



**GE Appliances**

## **ASV14AB—GE 115 Volt Window Room Air Conditioner with Mechanical Controls**



### **Features and Benefits**

- 14,000 BTUH, 115 Volts
- 10.0 EER
- Mechanical Controls with 8-Position Thermostat
- 3 Cooling / 2 Fan Speeds
- Slide-Out Chassis
- 430 CFM (High)
- 1,400 Watts / 12.0 Amps
- 3.5 Dehumidification (pts / hr)
- EZ Mount Window Installation
- One Touch Lift-Out Filter
- Plug Type—Parallel
- EZ Mount Window Installation
- Model ASV14AB