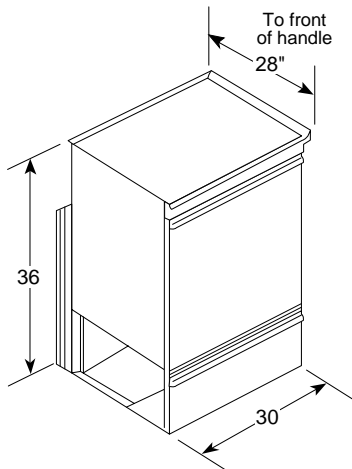




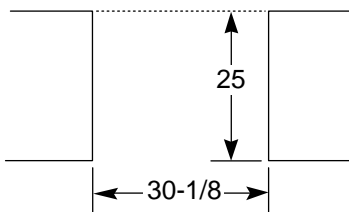
GE Appliances

JSP69WV—30" Slide-In Downdraft Range

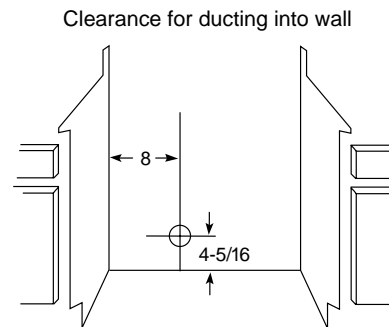
Range Dimensions (in inches)



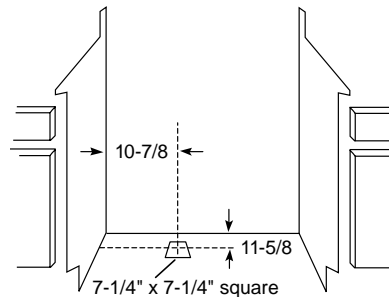
Counter Cutout Dimensions (in inches)



Installation Dimensions (in inches)



Cutout location for ducting into floor



Note: Cabinets installed adjacent to slide-in ranges must have an adhesion spec of at least 194°

For answers to your Monogram®, GE Profile Performance Series™, GE Profile™, GE appliance questions, call GE Answer Center® service, 800.626.2000.

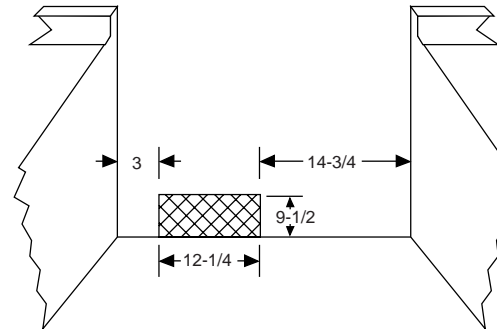


All GE ranges are equipped with an Anti-Tip device. The installation of this device is an important, required step in the installation of the range.



Listed by
Underwriters
Laboratories

Receptacle Location (in inches)



The electrical connection must be located in the shaded area shown.

KW Rating	
240V	14.0
208V	Not Available

Note: 30" ranges conform to U.L. requirements for 0" spacing from walls below countertops. However, some kitchen cabinet finishes can be damaged by heat from the heating elements. It is recommended that a clearance of at least 1-1/4" be maintained to adjacent walls. Where varnished wood or plastic film finishes are used, a minimum clearance of 6" should be maintained.


Receptacle Locations: For all 30" Slide-In Ranges locally approved flexible service cord or conduit must be used because terminals are not accessible after range installation. See shaded area in drawing for location of electrical outlet box. Recommended outlet locations allow range to be installed directly against rear wall.

Installation Information: Before installing, consult installation instructions [Pub. No. 49-8643] packed with product for current dimensional data.



GE Appliances

JSP69WV—30" Slide-In Downdraft Range



Features and Benefits

- White on white Model
- Powerful Downdraft Venting Sytem
- Self-Cleaning Oven
- Glass Oven Door With Window
- Electronic Clock and Minute Timer
- Electronic Oven Control
- Porcelain-Enameled Modular Cooktop*
- 2 Oven Racks
- Broiler Pan With Grid
- Designer-Style Handle
- Also Available In Black on black as Model JSP69BV

*(Shipped with grill module) Optional plug-in modules consists of: JXGC53W (White) JXGC53B (Black) coil heating element module, JXGG50 grill module, JXGL90 griddle (for use with grill module), JXGR63B (Black) glass top with radiant heating element available at additional cost.