

GSH25JFR

GE® ENERGY STAR® 25.0 Cu. Ft. Side-By-Side Refrigerator with Dispenser

Dimensions and Installation Information (in inches)

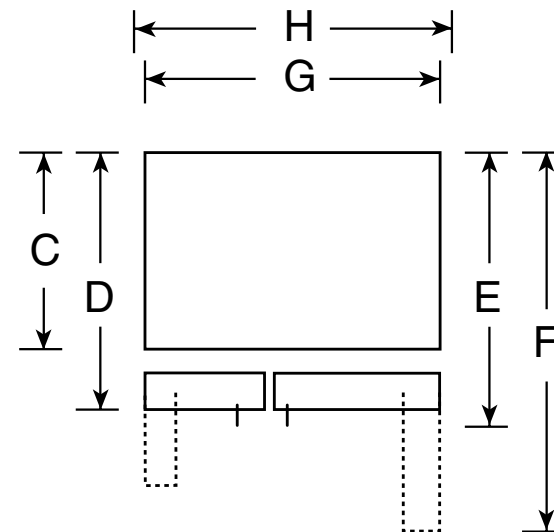
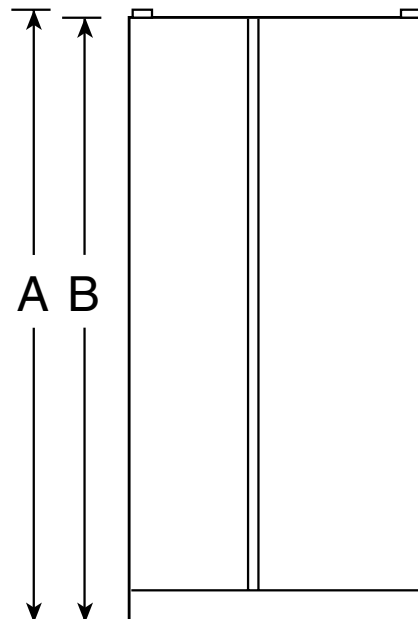
Overall Dimensions	Height to top of hinge (in.) A	69-3/4
	Height to top of case (in.) B	68-3/4
	Case depth without door (in.) C†	28
	Case depth less door handle (in.) D†	31-1/4
	Case depth with door handle (in.) E†	33-9/16
	Depth with fresh food door open 90° (in.) F†	49-3/8
	Width (in.) G	35-3/4
	Width with door open 90° inc. door handle (in.) H	38-3/16
Air Clearances	Each side (in.)	1/8
	Top (in.)	1
	Back (in.)	1

†Water hook-up fits in back air clearance when calculating installation depth.

If installed against a wall, allow clearance of 14-3/16" on freezer side to remove bin.

Clearance required to remove fresh food full-size pan without disassembling is 18-15/16".

Allow additional space for any necessary leveling adjustments.



Top View

For answers to your Monogram®, GE Profile™ or GE® appliance questions, visit our website at ge.com or call GE Answer Center® service, 800.626.2000.



imagination at work



Listed by
Underwriters
Laboratories



As an ENERGY STAR® partner, GE has determined that this product meets the ENERGY STAR guidelines for energy efficiency.

Specification Created 10/04

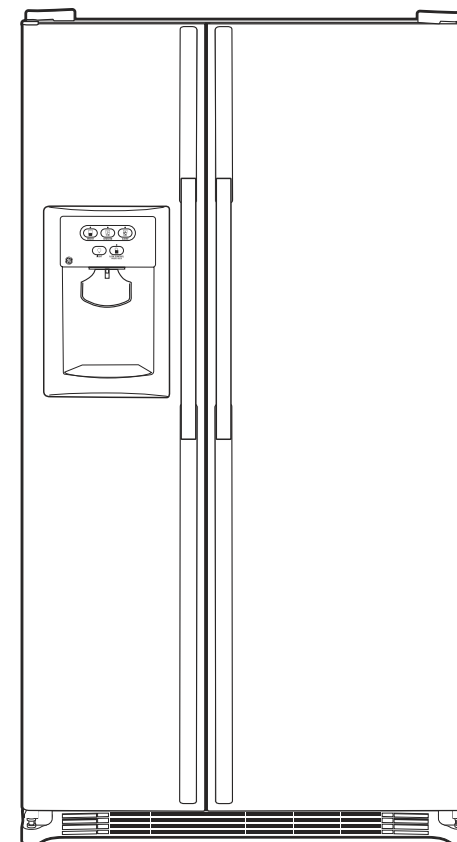
310101

GSH25JFR

GE® ENERGY STAR® 25.0 Cu. Ft. Side-By-Side Refrigerator with Dispenser

Features and Benefits

- Upfront Electronic Dial Temperature Controls - A simple turn of the knob regulates interior temperatures
- Adjustable Slide-Out, Spillproof Glass Shelves - Shelves slide out, spills stay put
- LightTouch! tall dispenser with child lock - Delivers chilled water cubed ice or crushed ice at the slightest touch. A child lockout option keeps the dispenser off limits to little hands
- GE SmartWater™ Filtration System - Ensures access to clear, better-tasting water and ice
- FrostGuard™ Technology - Reduces freezer burn, so foods retain their texture and flavor
- Adjustable Humidity Vegetable/Fruit Crisper - Provides the ideal storage environment for fruits and vegetables
- Adjustable Temperature Deli Drawer - Keep meats and cheeses fresher, longer
- Adjustable Gallon Door Bins - Make room for milk and other gallon-size containers
- Deluxe Quiet Design - Significantly reduces operating noise
- Model GSH25JFRWW - White on white
- Model GSH25JFRCC - Bisque on bisque
- Model GSH25JFRBB - Black on black



imagination at work



As an ENERGY STAR® partner, GE has determined that this product meets the ENERGY STAR guidelines for energy efficiency.

Specification Created 10/04

310101