

Refrigeration

HOTPOINT



Value and Dependability

Side-by-side refrigerators

Side-by-side refrigerators

Hotpoint side-by-side refrigerators are available with a variety of convenient extras, including gallon storage on the door, to fit a range of food storage needs.




One Touch! ice dispenser

Exterior ice and water service responds to a mere touch, delivering crushed ice or chilled water to your glass.



Hotpoint water filter

Delivers filtered water through the OneTouch! dispenser.



Spill-proof glass shelves

Help contain spills for ease of cleaning.



Slide-out freezer storage bin

Allows for easy loading and unloading of bulk purchases.



Adjustable door bins

Door bins hold gallon containers and six-packs in the fresh food compartment.



Vegetable/fruit crispers

Crispers offer adjustable humidity environments, providing optimum storage conditions to keep food fresher longer.



QuietSound Noise Reduction Package

Significantly reduces noise.

Not all features available on all models.



CSX26MRD

Top-freezer refrigerators

Hotpoint top-freezer no-frost refrigerators have a wide range of capacities with a variety of features, including gallon door storage, providing maximum food storage flexibility and convenience.



Fixed gallon door storage

Provides storage for gallon containers, six-packs and other large fresh food items; in the freezer, storage for large, bulky items.




Twin crisper system

Controls storage conditions with two different humidity levels to keep foods fresh.



Spill-proof glass shelves

Help contain spills for ease of cleaning.




Snack pan

Excellent for rewrapped meats, cheese, hors d'oeuvres, pudding and other snacks.



Full-width freezer shelf

Provides maximum convenience and flexibility in storing frozen food items.



Dairy compartment

Convenient counter balanced door covers butter and cheese to keep unwanted odors away.



Nice Cubes™ Icemaker

Provides rounded-shape ice, designed for better fit into a glass, reducing ice clogging as you drink a beverage.

All 14 and 16 cu. ft. models have galvanized steel doors.

Not all features available on all models.



CTX21DAB

Side-by-side refrigerators



CSX26MRD



CSX22BCB

Side-by-side refrigerators



CSX22GRB



CSX20BAB

One Touch! dispenser

Discover the convenience of the One Touch! dispenser delivering crushed ice, cubes or chilled water—directly through the door!



CSX26MRD

- 25.6 cubic foot capacity
- 9.59 cubic foot freezer
- One Touch! dispenser
- QuietSound Noise Reduction Package
- Adjustable gallon door storage
- Adjustable temperature meat pan
- Adjustable humidity vegetable/fruit crisper

CSX22GRB

- 21.9 cubic foot capacity
- 6.90 cubic foot freezer
- One Touch! dispenser
- QuietSound Noise Reduction Package
- Fixed gallon door storage
- Adjustable temperature meat pan
- Adjustable humidity vegetable/fruit crisper

QuietSound Noise Reduction Package

Significantly reduces noise.



CSX20BAB

- 19.7 cubic foot capacity
- 6.79 cubic foot freezer
- Adjustable wire Everwhite cabinet shelves
- Classic white vegetable/fruit crispers
- Fixed gallon door storage
- Equipped for optional automatic icemaker

CSX22BCB

- Similar features and appearance as CSX20BAB except 21.9 cubic foot capacity and includes One Touch! dispenser with cubes only.

Not all features available on all models.
For additional features, specifications and color availability, refer to page 16.

Top-freezer refrigerators



CTX21DAB



CTX16HAB



CTX18DAB

Gallon door storage

Door shelves hold gallon containers and six-packs in the fresh food compartment; in the freezer, they store larger frozen food containers.



Spill-proof glass shelves help contain spills for ease of cleaning.

CTX18DAB

- 18.2 cubic foot capacity
- 5.13 cubic foot freezer
- Fixed gallon door storage
- Two split, one full-width spill-proof glass shelves
- Two clear tall vegetable/fruit crispers
- Clear snack pan
- Equipped for optional automatic icemaker

CTX18DIB (not shown)

- Similar features and appearance as CTX18DAB except is equipped with factory-installed Nice Cubes™ icemaker.

CTX18BAC

- 17.6 cubic foot capacity
- 4.01 cubic foot freezer
- Two classic white vegetable/fruit crispers
- White snack pan
- Two full-width wire Everwhite cabinet shelves
- Tall bottle storage
- Equipped for optional automatic icemaker

CTX21DAB

- 20.6 cubic foot capacity
- 6.30 cubic foot freezer
- Two split, one full-width spill-proof glass shelves
- Three door shelves, two with gallon storage
- Two clear tall vegetable/fruit crispers
- Clear snack pan
- Equipped for optional automatic icemaker

CTX21DIB (not shown)

- Similar features and appearance as CTX21DAB except is equipped with factory-installed Nice Cubes™ icemaker.

CTX16HAB

- 15.6 cubic foot capacity
- 3.86 cubic foot freezer
- Two split, one full-width adjustable glass shelves
- Two clear vegetable/fruit crispers
- Clear snack pan
- Equipped for optional automatic icemaker



CTX18BAC

Not all features available on all models.

For additional features, specifications and color availability, refer to page 17.

Top-freezer refrigerators



CTX21BAB



CTX18CIB

Bottom-freezer refrigerator



TCX18IAD



Nice Cubes™ icemaker

Models equipped with Nice Cubes™ icemaker let you provide continuous icemaking.



Arrange wire Everwhite shelves for day-to-day needs; then adapt as storage needs change.

GE Refrigerator with bottom-freezer

A versatile, bottom-freezer refrigerator that puts the fresh food compartment right at eye level.

TCX18IAD

- 17.6 cubic foot capacity
- Two adjustable humidity vegetable/ fruit crispers
- Snack pan
- Gallon door storage
- Adjustable glass shelves
- Wire Everwhite sliding freezer basket
- Equipped for optional automatic icemaker



Gallon door storage provides easy access for oversized containers.

CTX21BAB

- 20.6 cubic foot capacity
- 6.30 cubic foot freezer
- Two full-width wire Everwhite cabinet shelves
- Three door shelves, two with tall bottle storage
- Two classic white tall vegetable/ fruit crispers
- White snack pan
- Equipped for optional automatic icemaker

CTX18CIB

- 18.2 cubic foot capacity
- 5.13 cubic foot freezer
- One full-width classic white vegetable/fruit crisper
- Two full-width wire Everwhite cabinet shelves
- Equipped with factory-installed Nice Cubes™ icemaker

CTX18CAB (not shown)

- Similar features and appearance as CTX18CIB except is equipped for optional automatic icemaker.

Not all features available on all models.

For additional features, specifications and color availability, refer to pages 16 and 17.

Top-freezer refrigerators



CTX16CYB



CTX16CIB



TBX12SAX



CTX16BYB



TBX10SNB

Recessed handles

Color-matched recessed door handles reflect the latest in European design and appearance.



CTX16CYB

- 16.4 cubic foot capacity
- 3.86 cubic foot freezer
- Two adjustable wire Everwhite cabinet shelves
- Tall bottle door storage
- Two white vegetable/fruit crispers
- Recessed door handles
- Equipped for optional automatic icemaker

CTX14CYB (not shown)

- Similar features and appearance as CTX16CYB except 14.4 cubic foot capacity.

CTX16BYB

- 15.6 cubic foot capacity
- 3.86 cubic foot freezer
- Tall bottle door storage
- White snack pan
- Two classic white vegetable/fruit crispers
- Recessed door handles
- Equipped for optional automatic icemaker

CTX16CIB

- 16.4 cubic foot capacity
- 3.86 cubic foot freezer
- Two full-width wire Everwhite cabinet shelves
- Tall bottle door storage
- Two white vegetable/fruit crispers
- Equipped with factory installed Nice Cubes™ icemaker

CTX16CAB (not shown)

- Similar features and appearance as CTX16CIB except equipped for optional automatic icemaker.

CTX14CIB (not shown)

- Similar features and appearance as CTX16CIB except 14.4 cubic foot capacity.

CTX14CAB (not shown)

- Similar features and appearance as CTX16CAB except 14.4 cubic foot capacity.

GE Top-freezer refrigerators

When space is limited, these refrigerators solve a host of food storage problems.

TBX16SSB (not shown)

- 15.6 cubic foot capacity
- 3.86 cubic foot freezer
- Two full-width wire Everwhite cabinet shelves
- Tall bottle storage
- Only 64" high

TBX16RIC (not shown)

- Similar features and appearance as the TBX16SSB except equipped with factory-installed Nice Cubes™ icemaker
- Only 64" high

TBX12SAX

- 12.1 cubic foot capacity
- 3.00 cubic foot freezer
- Two full-width wire Everwhite cabinet shelves
- Tall bottle storage
- Two Ice 'N Easy trays
- Classic white interior

TBX10SNB

- 9.8 cubic foot capacity
- 2.33 cubic foot freezer
- Two full-width wire Everwhite cabinet shelves
- Tall bottle storage
- Two Ice 'N Easy trays
- Classic white interior
- Rounded doors

Not all features available on all models.

For additional features, specifications and color availability, refer to page 17.

Cycle defrost refrigerators



TDX11SNY

GE Cycle defrost refrigerators

Provide manual defrosting in the zero-degree freezer.

TDX11SNY

- 11.0 cubic foot capacity
- 2.4 cubic foot freezer
- Two modular door bins, two stationary shelves
- Three adjustable wire Everwhite cabinet shelves
- Full-width vegetable/fruit pan
- Two mini Ice 'N Easy trays
- Full-width freezer shelf

TDX9SNY (not shown)

- 9.0 cubic foot capacity
- 2.4 cubic foot freezer
- Four modular door bins, one stationary shelf
- Two adjustable wire Everwhite cabinet shelves
- Full-width vegetable/fruit pan
- Two mini Ice 'N Easy trays
- Full-width freezer shelf

Manual defrost refrigerator



TAX10SNX

GE Manual defrost refrigerator

Single-door model with short-term frozen food compartment.

TAX10SNX

- 9.6 cubic foot capacity
- .94 cubic foot compartment for short-term frozen food storage (not a zero-degree freezer)
- Two adjustable wire Everwhite cabinet shelves
- Full-width vegetable/fruit pan
- Tall bottle storage

GE Spacemaker™ refrigerators

Sizes and capacities for every need—the family room, den, office, dorm or cabin; space-efficient models that bring surprising convenience to small places.

TAX6SNXWN/WH

- 6.0 cubic foot capacity
- Two adjustable cabinet shelves
- Reversible door
- Available in white or woodgrain
- Optional black panel or custom wood panel available with TK6 trim kit

TAX4SNCWH

- 4.3 cubic foot capacity
- Three wire cabinet shelves
- Two full-width and one half-width door shelves
- Can rack in door
- Rounded door
- Reversible door
- Available in white only

TAX2SNCWH/BL

- 1.7 cubic foot capacity
- One slide-out cabinet shelf
- 1-1/2 door shelves with retaining rod
- Available in white or black



TAX6SNXWH



TAX4SNCWH



TAX2SNCBL

Upright freezers



FUM17DA



FUM9SA

Spacious GE Upright freezers from no-frost to compacts

Select from these quality uprights for ease in viewing frozen foods! A range of capacities handles your exact requirements.

FUM17DA

- 17.1 cubic foot capacity
- Manual defrost
- Four cabinet shelves (1 adj.)
- Five door shelves

FUM21DA (not shown)

- 20.6 cubic foot capacity
- Manual defrost
- Four cabinet shelves (1 adj.)
- Six door shelves

FUM14DA (not shown)

- 14.1 cubic foot capacity
- Manual defrost
- Three cabinet shelves (1 adj.)

FUM12SA (not shown)

- 11.6 cubic foot capacity
- Manual defrost
- Three cabinet shelves
- Four door shelves

FUM14SA (not shown)

- 14.1 cubic foot capacity
- Manual defrost
- Three cabinet shelves
- Five door shelves

FUM17SA (not shown)

- 17.1 cubic foot capacity
- Manual defrost
- Three cabinet shelves
- Five door shelves

FUM21SA (not shown)

- 20.6 cubic foot capacity
- Manual defrost
- Four cabinet shelves
- Six door shelves

FUM9SA

- 8.7 cubic foot capacity
- Manual defrost
- Four cabinet shelves
- Five door shelves

FUM5SA (not shown)

- 5.0 cubic foot capacity
- Manual defrost
- Rounded doors
- Two cabinet shelves
- Three door shelves

FUF20DA Frost-Free (not shown)


- 20.3 cubic foot capacity
- Five cabinet shelves (3 adj.)
- Six door shelves

FUF17DA Frost-Free (not shown)

- 16.7 cubic foot capacity
- Four cabinet shelves (3 adj.)
- Five door shelves

FUF14DA Frost-Free (not shown)

- 13.7 cubic foot capacity
- Three cabinet shelves (2 adj.)



Safety lock provides security.

For additional features, specifications and color availability, refer to page 19.

GE Chest freezers from compact to large-capacity models

For routine family needs, unexpected guests or changing schedules, there's a chest freezer to keep you prepared. Cook meals ahead and freeze; or take advantage of supermarket specials.

FCM20DA

- 19.7 cubic foot capacity
- Two lift-out and sliding bulk storage baskets
- Temperature monitor with audible alarm
- Interior light
- Built-in lock
- Power "ON" light

FCM25DA (not shown)

- 24.9 cubic foot capacity
- Three lift-out and sliding bulk storage baskets

FCM15DA (not shown)

- 14.8 cubic foot capacity
- Two lift-out and sliding bulk storage baskets

FCM15SA (not shown)

- 14.8 cubic foot capacity
- One lift-out and sliding bulk storage basket

FCM9SA

- 8.8 cubic foot capacity
- Adjustable temperature control

FCM9DA (not shown)

- 8.8 cubic foot capacity
- One lift-out and sliding bulk storage basket
- Temperature monitor with audible alarm
- Interior light
- Built-in lock

FCM7DA (not shown)

- 7.2 cubic foot capacity

FCM5SA (not shown)


- 5.0 cubic foot capacity
- Adjustable temperature control



Lift-out and sliding wire baskets for easy loading and unloading.



FCM20DA



FCM9SA

Refrigeration specifications

Side-by-side no-frost refrigerators

Side-by-sides provide storage flexibility combined with high performance and style. A wide variety of convenience features include full-length freezer and separate storage compartments. The Automatic Energy Saver System and efficient foam insulation on no-frost models help cut operating costs.

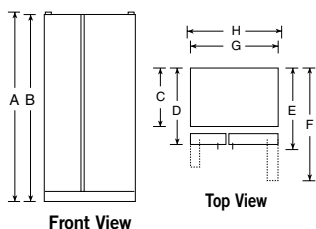
Side-by-side no-frost refrigerators

	CSX26MRD	CSX22GRB	CSX22BCB	CSX20BAB
Capacity				
Total (cu. ft.)	25.6	21.9	21.9	19.7
Fresh food (cu. ft.)	16.0	14.95	14.95	12.95
Freezer (cu. ft.)	9.59	6.90	6.90	6.79
Shelf area (sq. ft.)	24.1	22.8	22.4	20.6
Features				
Hotpoint water filter				
Automatic icemaker	■	■	■	Opt. (IM3)
Exterior crushed ice, cubes and chilled water service	One Touch! Dispenser	One Touch! Dispenser	(Cubes only)	
Dispenser light	■			
Ice 'N Easy trays				2
Ice storage bin	■	■	■	■
Cabinet shelves (total) (adjustable)	3 Glass Spill-proof	3 Glass	3 Wire Everwhite	3 Wire Everwhite
Vegetable/fruit crisper(s) (upper)	Adj. Humid. (clear)	Adj. Humid. (clear)	Sealed (classic white)	Sealed (classic white)
Meat pan (lower)	Adj. Temp. (clear)	Adj. Temp. (clear)	Sealed (classic white)	Sealed (classic white)
Door shelves (total)	4 (2 Adj. w/gal. storage)	4 (2 w/ gal. storage)	4 (2 w/ gal. storage)	4 (2 w/ gal. storage)
Dairy compartment	(w/door)	(w/door)	(w/door)	(w/door)
Utility bin	■	■	■	■
Freezer compartment shelf(s) (Wire Everwhite)		3 Adj.	3 Adj.	4 (3 Adj.)
Freezer sliding baskets	3			
Freezer sliding storage bin	1	1	1	1
Freezer door shelves (total)	5	5	5	6
Economical/Quiet				
QuietSound Noise Reduction System	■	■	■	■
Energy Saver (condenser loop)	■	■	■	■
Insulation (cabinet and doors)	Foam	Foam	Foam	Foam
Cabinet liner	Baked-Enamel-on-Steel	Baked-Enamel-on-Steel	Baked-Enamel-on-Steel	Baked-Enamel-on-Steel
Door liner	ABS	ABS	ABS	ABS
Appearance				
Color(s) available*	WW, AA	WW, AA	WH	WH, AD
Door handle(s)	CM	CM	Black	Black
Textured steel case & doors	■	■	■	■
Adjustable rollers	■	■	■	■
Door stops	■	■	■	■
Coil-free back	■	■	■	■
Weights & Dimensions				
Height to top of hinge (in.) A	69-3/4	67-5/8	67-5/8	67-5/8
Height to top of case (in.) B	68-3/4	66-5/8	66-5/8	66-5/8
Case depth without door (in.) C	28	28	28	28
Case depth (less handle) with door (in.) D	30-1/2	30-1/2	30-1/2	30-1/2
Case depth with door handle (in.) E	32-1/2	32-1/2	32-1/2	32-1/2
Depth with door open 90° (in.) F	49-3/4	49-3/8	49-3/8	47-3/8
Width (in.) G	35-3/4	33-1/2	33-1/2	31-1/2
Width with door open 90° less door handle (in.) H	36-1/8	34-3/8	34-3/8	32-1/4
Air clearances				
Each side (in.)	3/4†	3/4†	3/4†	3/4†
Top (in.)	1	1	1	1
Back (in.)	1	1	1	1
Approx. shipping weight (lbs.)	354	327	327	311

CM = Color Matched

*Color(s) available: WW = White on white, AA = Almond on almond, WH = White/Black handles, AD = Almond/Black handles.

†If installed against a wall, allow clearance of 11-1/4" on freezer side to remove ice bin.



Note: Before installing, consult installation instructions packed with product for current dimensional data.

Note: Before purchasing any appliance on which the Federal Trade Commission requires an energy label, read important energy cost and efficiency information available from your retailer.

GE Refrigerator with bottom-freezer

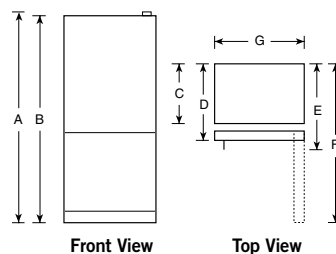
A versatile, bottom-freezer refrigerator that puts the fresh food compartment right at eye level.

Bottom-freezer refrigerator

	TCX18IAD
Capacity	
Total (cu. ft.)	17.6
Fresh food (cu. ft.)	12.90
Freezer (cu. ft.)	4.7
Shelf area (sq. ft.)	23.0
Features	
Automatic icemaker	Opt. (IM3)
Ice 'N Easy trays	2
Ice tray shelf	■
Ice storage bin	■
Cabinet shelves (spill-proof) (adjustable)	4 Glass
Snack pan	■
Vegetable/fruit crisper(s)	2 Adj. Humid.
Modular door bins	4 Adj.
Door shelf (full-width)	1 Fixed w/ Gallon Storage
Dairy compartments	1 Clear
Interior light	■
Wire Everwhite freezer storage basket	1 Full-Width
Freezer compartment shelf	1 Full-Width
Freezer door shelves	2 Full-Width
Freezer interior light	■
Economical/Quiet	
Cabinet/door insulation	Foam
Appearance	
Color(s) available*	WW
Full-length door handle(s)	Color Matched
Textured steel doors and case	■
Door stops	■
Reversible doors	■
Adjustable front rollers	■
Adjustable rollers	■
Coil-free back	■
Weights & Dimensions	
Height to top of hinge (in.) A	66-1/4
Height to top of case (in.) B	65-3/4
Case depth without door (in.) C	26-1/4
Case depth less door handle (in.) D	28
Case depth with door handle (in.) E	29-1/8
Depth with door open 90° (in.) F	57-1/4
Width (in.) G	31
Side clearance for 90° door open	1-3/4
Air clearances	
Each side (in.)	0
Top (in.)	1
Back (in.)	0**
Approx. shipping wt. (lbs.)	247

*Color(s) available: WW = White on white

**Metal cover on back when touching wall, gives 1-1/4" clearance.



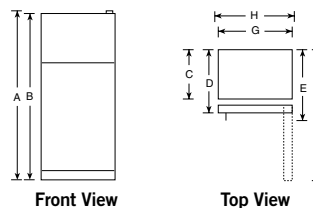
Top-freezer no-frost refrigerators

Enjoy the convenience of a large capacity freezer at eye level. The refrigerator compartment features distinctive storage bins and, on most models, adjustable shelves that adapt quickly to changing storage needs. Energy Saver Switch and efficient foam insulation help cut operating costs.

Top-freezer no-frost refrigerators

	CTX21DAB CTX21DIB	CTX21BAB	CTX18DAB CTX18DIB	CTX16HAB	CTX18BAC	CTX18CAB CTX18CIB	CTX16CAB CTX16CIB	CTX16CYB	CTX16BYB	CTX14CAB CTX14CIB	CTX14CYB	TBX16SSB	TBX16RIC	TBX12SAX	TBX10SNB
Capacity															
Total (cu. ft.)	20.6	20.6	18.2	15.6	17.6	18.2	16.4	16.4	15.6	14.4	14.4	15.6	15.6	12.1	9.8
Fresh food (cu. ft.)	14.25	14.25	13.04	11.69	13.62	13.04	12.58	12.58	11.69	10.58	10.58	11.69	11.69	9.10	7.50
Freezer (cu. ft.)	6.30	6.30	5.13	3.86	4.01	5.13	3.86	3.86	3.86	3.86	3.86	3.86	3.86	3.00	2.33
Shelf area (sq. ft.)	25.2	24.2	23.4	19.6	19.9	20.1	17.5	17.5	19.2	17.2	17.2	17.2	17.2	13.6	12.1
Features															
Automatic icemaker	Opt. (IM3)	Opt. (IM3)	Opt. (IM3)	Opt. (IM3)	Opt. (IM3)	Opt. (IM3)	Opt. (IM3)	Opt. (IM3)	Opt. (IM3)	Opt. (IM3)	Opt. (IM3)	Opt. (IM3)	Opt. (IM3)	Opt. (IM3)	Opt. (IM3)
Ice 'N Easy trays	2	2	2	2	2	2	2	2	2	2	2	2	2	2	2
Ice storage bin	Utility White Bucket		Utility White Bucket							Utility White Bucket			Utility-Opaque		
Ice tray shelf															
Cabinet shelves (total)	2 Split, 1 F/W	2 F/W Wire	2 Split, 1 F/W Glass	2 Split, 1 F/W Glass	2 F/W Wire	2 F/W Wire	2 F/W Wire	2 F/W Wire	2 F/W Wire	2 F/W Wire	2 F/W Wire	2 F/W Wire	2 F/W Wire	2 F/W Wire	2 F/W Wire
(adjustable)	3	2	3	3	2	2	2	2	2	2	2	2	2	2	2
(spill-proof)	3		3												
Door shelves w/tall bottle storage	3 (2 w/gal. storage)	3	2 w/gal. storage	2 w/gal. storage		2	2	2	2	2	2	2	2	2	2
Vegetable/fruit crisper(s)	2 (tall clear)	2 (tall classic white)	2 (tall clear)	2 Clear	2 (classic white)	1 F/W (classic white)	2 (classic white)	2 (classic white)	2 (classic white)	2 (classic white)	2 (classic white)	2	2 (classic white)	1 F/W (classic wh.) Divided	1 (classic white)
Snack pan				Clear											
Dairy compartment(s)	1 Clear	1 White	1 White	Clear	1 White	1 White	1 White	1 White	1 White	1 White	1 White				
Utility bin															
Freezer compartment shelf(s) (Wire Everwhite)	1 Adj. F/W (2 Pos.)	1 Adj. F/W (2 Pos.)	1 Adj. F/W (2 Pos.)	Step shelf	Step shelf	Trivet		Step shelf							1 F/W
Freezer door shelves	2	2	2	2	2	2	2	2	2	2	2	2	2	2	4
Quiet/Economical															
Cabinet/door insulation	Foam	Foam	Foam	Foam	Foam	Foam	Foam	Foam	Foam	Foam	Foam	Foam	Foam	Foam	Foam
Cabinet/door liner	ABS	ABS	ABS	ABS	ABS	ABS	ABS	ABS	ABS	ABS	ABS	ABS	ABS	ABS	Plastic
Energy Saver Switch															
Appearance															
Color(s) available*	WW, AA	WW, AA	WW, AA	WW, AA	WW, AA	WW, AA	WW, AA	WW, AA	WW, AA	WW, AA	WW, AA	WW, AA	WW, AA	WH, AD	WH
Door handle(s)	CM	CM	CM	CM	CM	CM	CM	Recessed	CM	Recessed	CM	Recessed	CM	CM	CM
Customer installed handles															
Textured steel case & doors															
Reversible doors															
Right or left door opening															
Coil-free back															
Adjustable rollers								4 Fixed (2 Level Legs)	4 Fixed (2 Level Legs)	4 Fixed (2 Level Legs)	4 Fixed (2 Level Legs)	4 Fixed (2 Level Legs)	4 Fixed (2 Level Legs)	Level Legs	Level Legs
Door stops															
Weights & Dimensions															
Height to top of hinge (in.) A	66-7/8	66-7/8	64-3/4	64-3/4	67-3/8	64-3/4	67-3/8	67-3/8	64-3/4	61-3/4	61-3/4	64-3/4	64-3/4	60-5/8	59-1/8
Height to top of case (in.) B	66-1/4	66-1/4	64	64-1/4	66-7/8	64	66-7/8	66-7/8	64-1/4	61-1/4	61-1/4	64-1/4	64-1/4	60-1/4	58-5/8
Case depth without door (in.) C	27-5/8	27-5/8	27-3/4	25-3/8	26-1/4	27-3/4	26-1/4	26-1/4	25-3/8	25-3/8	25-3/8	25-3/8	25-3/8	27-7/16	25
Case depth with door less handle (in.) D	30	30	30	27-7/8	30	30	28-3/4	28-3/4	27-7/8	27-7/8	27-7/8	27-7/8	27-7/8	29-11/16	26-3/8
Case depth with door handle (in.) E	31-3/4	31-3/4	31-3/4	29-3/4	31-7/8	31-3/4	30-5/8	28-3/4	27-7/8	29-3/4	27-7/8	29-3/4	29-3/4	31-7/16	28
Depth with door open 90° (in.) F	60	60	58-1/8	54-3/8	55-7/8	58-1/8	55-1/4	55-1/4	54-3/8	54-3/8	54-3/8	54-3/8	54-3/8	51-9/16	48-3/4
Width (in.) G	31-1/4	31-1/4	29-3/8	28	28	29-3/8	28	28	28	28	28	28	28	23-3/8	23-5/8
Width with door open 90° less handle (in.) H	31-1/4	31-1/4	29-3/8	28-1/4	28-7/8	29-3/8	28-1/4	28-1/4	28-1/4	28-1/4	28-1/4	28-1/4	28-1/4	23-9/16	24-1/8
Air clearances															
Each side (in.)	3/4†	3/4†	3/4†	3/4†	3/4†	3/4†	3/4†	3/4†	3/4†	3/4†	3/4†	3/4†	3/4†	3/4†	3/4†
Top (in.)	1	1	1	1	1	1	1	1	1	1	1	1	1	2	1
Back (in.)	1	1	1	1	1	1	1	1	1	1	1	1	1	3/4	1
Approx. shipping weight (lbs.)	229	229	213	190	196	213	190	190	186	174	174	170	170	152	157

CM = Color Matched
*Color(s) available: WW = White on white, AA = Almond on almond, WH = White/Black handles, AD = Almond/Black handles.
†If installed against a wall, allow clearance of 11-1/4" on freezer side to remove ice bin.



Refrigeration specifications

GE Cycle and manual defrost refrigerators

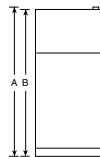
Cycle defrost:

Two-door refrigerators combine dependability in food storage with economical operation. Freezer requires manual defrost.

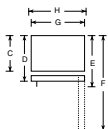
Manual defrost:

Single-door refrigerators feature a compartment for short-term frozen food storage and a fresh food compartment with an adjustable shelf.

Cycle defrost



Front View

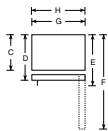


Top View

Manual defrost



Front View



Top View

	GE Cycle defrost two door		GE Manual defrost single door
	TDX11SNY	TDX9SNY	TAX10SNX
Capacity			
Total (cu. ft.)	11.0	9.0	9.6
Fresh food (cu. ft.)	8.60	6.60	8.64
Freezer (cu. ft.)	2.40	2.40	.94*
Shelf area (sq. ft.)	15.5	15.2	9.88
Features			
Ice 'N Easy trays	2 Mini	2 Mini	2
Freezer chiller tray with baffle			■
Cabinet shelves wire Everwhite	3 Adj.	2 Adj.	2 Adj.
Vegetable/fruit crisper	1 F/W	1 F/W	1 F/W
Door shelves	2 Modules, 2 Stationary	4 Modules, 1 Stationary	3 F/W
Tall bottle storage on door	■	■	■
Dairy compartment(s)	2	2	1
Egg storage bin			Pockets
Freezer compartment shelf(s)	1 F/W	1 F/W	
Economical/Quiet			
Cabinet/door insulation	Foam	Foam	Foam
Cabinet/door liner	Plastic	Plastic	Plastic
Appearance			
Color(s) available	White	White	White/Almond
Door handle(s)	White	White	Black
Reversible doors	■	■	■
Right or left door opening			■
Weights & Dimensions			
Height to top of hinge (in.) A	63-1/2	55	58
Height to top of case (in.) B	63	54-1/2	57-9/16
Case depth without door (in.) C	20-1/2	20-1/2	21-3/8
Case depth less door handle (in.) D	23-1/4	23-1/4	23-1/2
Case depth with door handle (in.) E	24-1/2	24-3/4	24-13/16
Depth with door open 90° (in.) F	46	46	44-13/16
Width (in.) G	23-1/4	23-1/2	23
Width with door open 90° (in.) H	23-3/4	23-3/4	23-1/2
Air clearances			
Each side (in.)	1/2	1/2	5/8
Top (in.)	2	2	2
Back (in.)	2	2	1
Approx. shipping weight (lbs.)	139	126	135

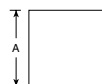
*Compartment for short-term storage of frozen food. The frozen food compartment of this refrigerator will make ice, and pre-frozen foods can be stored for about **two weeks**. It will not effectively freeze fresh foods or provide long-term storage for meats, poultry, or fish.

GE Spacemaker™ compact refrigerators

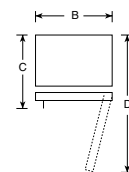
	TAX6SNXWH TAX6SNXWN	TAX4SNCWH	TAX2SNCWH TAX2SNCBL
Capacity			
Total (cu. ft.)	6.0	4.3	1.7
Fresh food (cu. ft.)	5.51	3.26	1.51
Freezer (cu. ft.)	.49*	.42*	.21*
Shelf area (sq. ft.)	8.8	6.0	2.9
Features			
Ice 'N Easy trays	2 Mini	2	2 Mini
Manual defrost	■	■	■
Cabinet shelves	2 (Adj.)	3 Full-width wire	1 Plastic
Vegetable/fruit pan			
Door shelves	3 F/W	2 F/W, 1 H/W	1-1/2
Utility bin			Tray
Economical/Quiet			
Cabinet/door insulation	Foam	Foam	Foam
Cabinet/door liner	Polystyrene	Polystyrene	Polystyrene
Appearance			
Color(s) available	White Woodgrain	White	Color-Matched Recessed
Door handles	White Visor Black Visor	Color-Matched Recessed	White Black
Rounded doors		■	
Reversible door(s)	■	■	
Right or left door opening			Right Hand
Weights & Dimensions			
Height (in.) A	34-1/4	32-7/8	19-29/32**
Width (in.) B	23-5/8	20-1/16	18-7/8
Depth with handle (in.) C	25-7/8	21-7/8	19-7/32
Depth with door open 90° (in.) D	47-1/2	39-1/4	37
Air clearances			
Each side (in.)	0††	1/2	1/2
Top (in.)	1-1/2	2	2
Back (in.)	3/4	2	2
Approx. shipping weight (lbs.)	88	77	51
Accessories			
Custom trim kit	TK6 Optional†		

*Compartment for short-term storage of frozen food. The frozen food compartment of this refrigerator will make ice, and pre-frozen foods can be stored for about **two weeks**. It will not effectively freeze fresh foods or provide long-term storage for meats, poultry, or fish. †TK6 trim kit comes with black panel.

†† If installed against a wall, allow 1-1/4" on hinge side to allow for proper door opening.



Front View

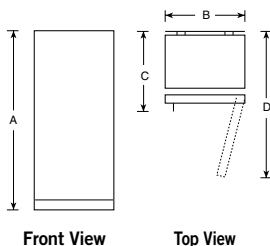


Top View

Note: Right-hand Refrigerator Door: As you face the front of the refrigerator, the handle is on your left and the hinges are on your right.
Left-hand Refrigerator Door: As you face the front of the refrigerator, the handle is on your right and the hinges are on your left.

GE Upright freezers

Quality, convenient freezers equipped with door shelves and spacious interiors for ease in viewing frozen foods.

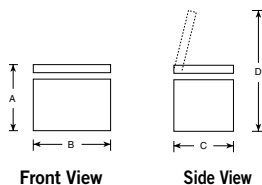


GE Upright frost-free				GE Upright manual defrost								
	FUF20DA	FUF17DA	FUF14DA	FUM21DA	FUM21SA	FUM17DA	FUM17SA	FUM14DA	FUM14SA	FUM12SA	FUM9SA	FUM5SA
Capacity												
Total volume (cu. ft.)	20.3	16.7	13.7	20.6	20.6	17.1	17.1	14.1	14.1	11.6	8.7	5.0
Shelf area (sq. ft.)	23.9	18.4	14.3	25.3	21.9	19.1	16.2	17.9	15.0	13.0	10.1	6.0
Features												
Audible temperature alarm	■	■	■	■	■	■	■	■	■	■	■	■
Temperature control	Adjustable	Adjustable	Adjustable	Adjustable	Adjustable	Adjustable	Adjustable	Adjustable	Adjustable	Adjustable	Adjustable	Adjustable
Limited food loss warranty	■	■	■	■	■	■	■	■	■	■	■	■
Door shelves (total)	6	5	5	6	6	5	5	5	5	4	5	3
Defrost water drain	■	■	■	■	■	■	■	■	■	■	■	■
Power "ON" light	■	■	■	■	■	■	■	■	■	■	■	■
Interior light	■	■	■	■	■	■	■	■	■	■	■	■
Lock	■	■	■	■	■	■	■	■	■	■	■	■
Cabinet shelves (total)	5 (3 Adj.)	4 (3 Adj.)	3 (2 Adj.)	4 (1 Adj.)	4	4 (1 Adj.)	3	3 (1 Adj.)	3	3	4	2
Refrigerated shelves	■	■	■	■	■	■	■	■	■	■	■	■
Bulk storage basket	Slide-Out	Slide-Out	Slide-Out	Slide-Out	■	Slide-Out	■	Slide-Out	■	■	■	■
Drop-front storage	■	■	■	■	■	■	■	■	■	■	■	■
Economical/Quiet												
Defrost	Frost-Free	Frost-Free	Frost-Free	Manual	Manual	Manual	Manual	Manual	Manual	Manual	Manual	Manual
Magnetic door gasket	■	■	■	■	■	■	■	■	■	■	■	■
Cabinet liner	Baked enamel-on-steel	Baked enamel-on-steel	Baked enamel-on-steel	Baked enamel-on-steel	Baked enamel-on-steel	Baked enamel-on-steel	Baked enamel-on-steel	Baked enamel-on-steel	Baked enamel-on-steel	Baked enamel-on-steel	Polystyrene	Polystyrene
Wrap-around condenser	■	■	■	■	■	■	■	■	■	■	■	■
Appearance												
Color available	White	White	White	White	White	White	White	White	White	White	White	White
Door handle	■	■	■	■	Recessed	■	Recessed	■	Recessed	Recessed	■	Recessed
Textured steel case and door	■	■	■	■	■	■	■	■	■	■	■	■
Rounded door	■	■	■	■	■	■	■	■	■	■	■	■
Weights & Dimensions												
Height (in.) A	70	64-1/2	59	70	70	64-1/2	64-1/2	59	59	54-1/2	53-3/8	33-1/2
Width (in.) B	32	32	28	32	32	32	32	28	28	28	24	21-3/8
Depth (in.) C	28-1/2	26-1/2	28-1/2	28-1/2	28-1/2	26-1/2	26-1/2	28-1/2	28-1/2	26-1/2	26-3/8	26-1/8
Depth with door open 90° (in.) D	59-1/8	57-1/8	55-1/8	59-1/8	59-1/8	57-1/8	57-1/8	55-1/8	55-1/8	53-1/8	49-1/8	45-3/4
Air clearances												
Each side (in.)	3	3	3	3	3	3	3	3	3	3	1	1
Top (in.)	3	3	3	3	3	3	3	3	3	3	4	4
Back (in.)	3	3	3	3	3	3	3	3	3	3	4	4
Approx. shipping weight (lbs.)	231	213	173	231	231	211	211	173	173	168	120	80

NOTE: For proper installation of Upright Freezers (except FUM9SA and FUM5SA), allow clearance of 3" on each side; 3" or 4" on top; and 3" on back.

GE Chest freezers

Large-capacity or smaller chest models save money and deliver big performance features.



GE Chest freezers								
	FCM25DA	FCM20DA	FCM15DA	FCM15SA	FCM9DA	FCM9SA	FCM7DA	FCM5SA
Capacity								
Total volume (cu. ft.)	24.9	19.7	14.8	14.8	8.8	8.8	7.2	5.0
Features								
Manual defrost	■	■	■	■	■	■	■	■
Audible temperature alarm	■	■	■	■	■	■	■	■
Temperature control	Adjustable	Adjustable	Adjustable	Adjustable	Adjustable	Adjustable	Adjustable	Adjustable
Wrap-around condenser	■	■	■	■	■	■	■	■
Wrap-around evaporator	■	■	■	■	■	■	■	■
Limited food loss warranty	■	■	■	■	■	■	■	■
Defrost water drain	■	■	■	■	■	■	■	■
Power "ON" light	■	■	■	■	■	■	■	■
Interior light	■	■	■	■	■	■	■	■
Lock	■	■	■	■	■	■	■	■
Removable sliding bulk storage basket(s)	3	2	2	1	1	■	1	■
Economical/Quiet								
Cabinet/lid insulation—Foam	■	■	■	■	■	■	■	■
Cabinet liner	Steel Epoxy-Coated	Steel Epoxy-Coated	Steel Epoxy-Coated	Steel Epoxy-Coated	Steel Epoxy-Coated	Steel Epoxy-Coated	Steel Epoxy-Coated	Steel Epoxy-Coated
Appearance								
Color available	White	White	White	White	White	White	White	White
Handle	■	■	■	Recessed	■	Recessed	■	Recessed
Textured steel case and lid	■	■	■	■	■	■	■	■
Weights & Dimensions								
Height (in.) A	35	35	35	35	34-1/4	34-1/4	34-1/4	34-1/4
Width (in.) B	73-1/4	61-1/4	48	48	41	41	35	27
Depth (in.) C	29-1/2	29-1/2	29-1/2	29-1/2	23-1/4	23-1/4	23-1/4	23-1/2
Height with lid open (in.) D	60-3/4	59-1/2	60-3/4	60-3/4	55-1/4	55-1/4	55-1/4	55-1/4
Air clearances								
Each side (in.)	3	3	3	3	3	3	3	3
Back (in.)	3	3	3	3	3	3	3	3
Approx. shipping weight (lbs.)	229	201	160	160	137	137	120	105

NOTE: For proper installation of Chest Freezers, allow clearance of 3" on each side and 3" on back.



Total volume and shelf area ratings are calculated by the Association of Home Appliance Manufacturers' standards.



Listed by Underwriters Laboratories, Inc.

Hotpoint. Flexibility, convenience and value from a strong recognized brand.



One Touch! ice dispenser

Exterior ice and water service responds to a mere touch, delivering crushed ice or chilled water to your glass.



Vegetable/fruit crispers

Crispers offer adjustable humidity environments, providing optimum storage conditions to keep food fresher longer.



Spill-proof glass shelves

Help contain spills for ease of cleaning.

Industry leading service support from—



The GE Answer Center® Information Service 800.626.2000.

Questions? Call any time.

Before or after you buy any GE product, ask us about the features, product comparisons, pricing and where to find it. Call us any time. We never close.



GE Genuine Parts 800.626.2002.

Enhance, upgrade or fix it. Check out our accessories!

Accessories can make great GE products even better. Replacement parts for GE and most other brands, too. Fast delivery, convenient, direct.



GE Appliance Service 800.432.2737 (800.GE.CARES)

If you ever need product service, we'll come where and when you want—at your convenience. We're the largest manufacturer-owned service organization in the appliance industry. Same or next day service in most cases. Buy with confidence from GE.

Visit us at www.geappliances.com