

THE MONOGRAM HOME

A GE MONOGRAM PUBLICATION

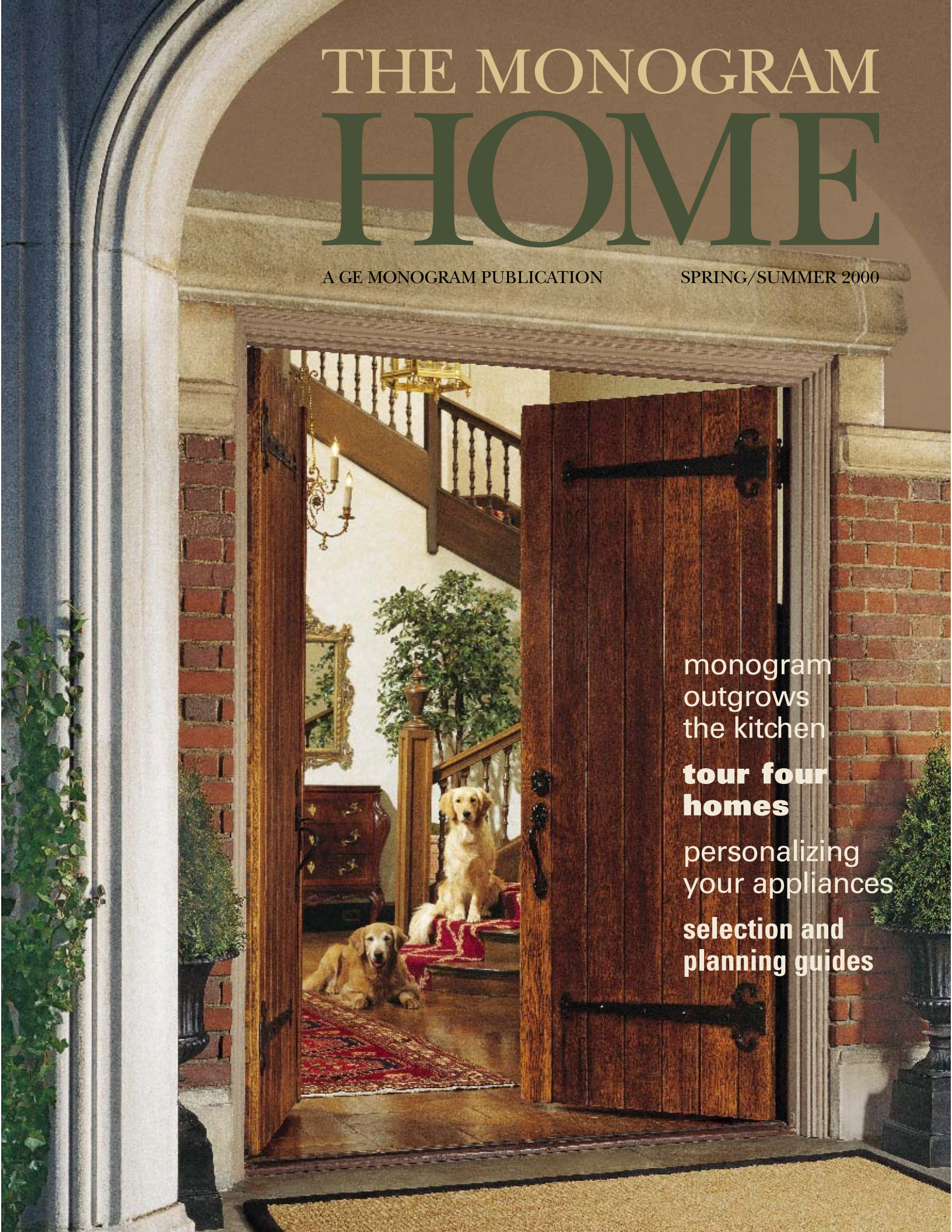
SPRING/SUMMER 2000

monogram
outgrows
the kitchen

**tour four
homes**

personalizing
your appliances

selection and
planning guides





“Make yourself at home.”

It's a welcome we have heard. It's a greeting we have given. The details and designs of our homes are different, yet the comfort of *feeling at home* is something we all understand. It might come from the pleasure of familiar things, or the aroma of bread in the oven, or the laughter of children around your dinner table. *If you enjoy cooking, the gracious art of entertaining and the company of friends, your kitchen is probably the heart of your home. That's why, when you build a new home or remodel, the kitchen becomes the center of your plans. A new kitchen can serve as your artist's canvas, the place you express yourself. It can announce your personal tastes and your confident sense of style. The GE Monogram Collection™ can be the inspiration for an outstanding kitchen design. Monogram® appliances offer the best in both American and European styling, with choices and design options that let you customize your kitchen to make it your own. Choose from a range of colors and finishes, custom door panels that contrast or complement cabinetry, custom door handles and other hardware, as well as a large selection of product sizes and configurations. Only Monogram offers the depth and breadth of design choices to go beyond customization, to personalization.*





Monogram products give you the performance and luxury you deserve, not only in your kitchen, but throughout your home. GE innovation allows Monogram appliances to offer the latest technology and convenience features. The All-Freezer and All-Refrigerator open new doors on frozen food and refrigeration capacity, dramatically increasing your food and beverage storage options. The new Built-In Oven with Advantium™ Speedcook technology bakes, broils, roasts and even grills traditional oven dishes, in an average of one-fourth the time it takes in a conventional oven. Imagine the luxury of home-cooked Peking duck in less time than it takes to go out and buy this gourmet carry-out. The Monogram Warming Drawers are the newest necessity for the true cook's kitchen, keeping foods warm and moist until serving. Our new Gas Cooktops deliver superb performance and design options, with updraft or downdraft ventilation. Monogram's new Hood for island installation combines graceful, European styling with versatile function. Details of our complete line of appliances are presented in this edition of *The Monogram Home*. The collection includes exceptional cooking products, refrigerators, icemakers, wine chillers, dishwashers, compactors, and outdoor cooking centers. We invite you to tour the four Monogram homes illustrated in the following pages. The families who live in these homes were created to convey the discriminating consumers who choose Monogram for its elegant design, superior performance and fine craftsmanship. The families' lifestyles differ, but they all share a love of cooking, a sense of good taste and a beautiful Monogram kitchen distinctly their own. When you begin with Monogram, you end up more at home.



welcome to the monogram home

features

6 Tuscan Hues

Inspired by the owners' two trips to Tuscany, the sumptuous kitchen is the real living room of this large family home.

14 Lofty Ideas

Geometric shapes and primary colors create a composition of bold proportions in a living loft.

22 Golden Opportunities


A new house planned around future dreams of family times makes a couple's retirement just the beginning.

26 Gourmet Galley

Careful planning and disciplined use of space turn a small apartment into a gracious place for entertaining.

32 Gripping Details

Discover the many ways you can personalize your home by customizing your appliances.





28



54

departments


36 Selection Guide

The Selection Guide offers detailed profiles and feature highlights of individual products. Product details are listed and explained to help you choose precisely the Monogram appliance best suited to your needs, preferences and lifestyle.

94 Planning Guide

When you are close to final decisions, the Planning Guide provides dimensions, product specifications and installation information.

- 38 Professional Cooking Products
- 50 Cooktops
- 58 Ventilation Options
- 62 Built-In Ovens with Advantium™ Speedcook Technology
- 64 Convection Wall Ovens
- 68 Warming Drawers
- 70 Microwave Ovens
- 72 Refrigerators
- 84 Wine Chiller and Beverage Center
- 86 Ice makers
- 88 Compactors
- 90 Dishwashers



33



80

CLASSICAL STYLE,
CONTINENTAL TASTES,
AND A FONDNESS FOR
ARCHITECTURAL DETAIL
CHARACTERIZE THE
ROOMY INTERIORS OF
THIS FAMILY ESTATE.

TUSCAN hues

GRACEFUL IRON WINDOW
GRATES INSPIRED THE
TEXTURAL METALLIC
THEME. A BEATEN COPPER
DOUBLE SINK, COPPER
FIXTURES, AND CUSTOM
PATINATED CABINET
HARDWARE COMPLEMENT
MATCHING-PANELED
MONOGRAM® APPLIANCES.



The soft hues of antique oriental rugs come from fading vegetable dyes used to color the woven wools and silks.



crockery on open shelves, convenience behind closed doors

Damask fabrics, Italian earthenware, painted pine floors, exposed brick, marble countertops. The textures and surfaces throughout the comfortable, eight-bedroom home of Polly and Tyler Nash are as blended as their family.

"Together we have six children,

ranging from nineteen to six," said Polly Nash, wiping flour from her forehead as she rolled out a wheat pie crust. "They all live, and eat, under this roof. Dinner time is chaotic, and absolutely wonderful!"

The color scheme of subtly shaded neutrals and terra cotta





reds in generous, light-filled rooms recalls the earthy richness of Tuscany, where the family has vacationed twice.

Discreetly integrated into the coordinated cabinetry, Monogram's custom-paneled All-Freezer and All-Refrigerator supply ample

storage and convenience for the large Nash household. "Needless to say," Polly said, "we have a variety of food preferences to accommodate. We particularly wanted plenty of storage space for fresh foods."

Open shelves display collections of antique boxes and glazed

pottery. "I keep china and other dishes within easy reach," said Polly. "We go through a lot of dishes in a day. When things break, we just replace them." Monogram® dishwashers adjoin each side of the large sink, like silent centurions, ever prepared, always on duty. >



Left. During cold months, small pots of aromatic herbs thrive on sunny window sills. On the straight-backed bench and chairs, soft, tapestry-covered cushions create both contrast and visual harmony. (*All-Freezer, ZIF36NDLH and All-Refrigerator, ZIR36NDRH*)

Above. Despite powerful five-level wash action, double dishwashers go to work quietly. (*Dishwashers, ZBD5700FBB*)

at the center of things,
a love of cooking



(Warming drawer, ZTD910BB)



Fresh foods, well-seasoned, make a constant appearance in Polly's classic cuisine style.

Multifunctional drawers create a clean, orderly look.

"Heaven knows what's in them," she confessed. (Hood, ZV850SB; Cooktop ZEJ36WMRABG)

The family does things together. "We play, we bake, we make messes," Polly said. "The big cabinets and drawers let us tidy up fast when guests show up unexpectedly."

Both Nashes like to cook. He loves grilling outdoors and thinking up new salads. She enjoys baking on weekends with their daughters Nell and Ally. Creations of pastries and breads are easily accomplished in Monogram's true convection European-design wall oven. The large-view window is just the right height for Ally to keep an eye on things. And the warming drawer, tucked neatly under the cooktop, is convenient for holding breads hot until dinner is served.

The European-design hood provides both lighting and updraft ventilation for the ceramic glass digital cooktop. The cooktop features seven cooking combinations. "It's every bit as good as gas cooking, and the smooth top is so easy to clean," Polly said.

The Nashes quickly incorporated Monogram's new Advantium™ oven into their dinner hour. "It's so simple to use. I still can't believe how deliciously the food comes out," said Tyler. "We do mostly side dishes and appetizers in it. Having an extra cooking source adds wonderful convenience." >



Bread boards and chopping blocks stand at the ready beside Monogram's built-in oven with Advantium Speedcook technology. "I immediately programmed several of my own recipes," Polly said. On the floor below, the family heirloom antique rug receives a good deal of foot traffic. "What are rugs for?" she asked. (Advantium, ZSC2000CBB; Wall oven ZET837BBBB)

sunshine warms terra cotta tiles for little bare feet

Connected to the main house by a charming courtyard of broken slate, the renovated carriage house serves many purposes. A rustic hideaway with splendid views of rolling hills, the carriage house can be a guest cottage when friends stay over, a teenagers' paradise





when the soccer team has a picnic by the pool, or a staging area for Tyler's ambitious cookouts on Monogram's 48" outdoor grill.

A custom-designed sideboard, inspired by a country hutch Tyler remembered from his grandmother's house, holds the built-in

and much-used icemaker. Resting on wall-mounted scrolled brackets, Tuscan-style open shelves support colorful crockery and a compact stainless steel microwave oven. With the free-standing side-by-side refrigerator, and convenient electric component cooktop,

"There's virtually no snack you can't whip up in a jiffy," Polly said. "That little kitchen is just as functional and carefully planned as the one in the main house. In the summer, we don't see the older kids all day long. They love it there." ■



Above. The versatile 48-inch grill, conveniently portable, features 36 inches of grilling space, two powerful gas side burners and a rotisserie. Grilled vegetables from the large Nash garden are in steady demand all summer long. (Grill ZGG48N31CSS; Cart ZX48CTACSS. For a catalog of Monogram outdoor cooking products, call the GE Answer Center,® 800.626.2000.) **Left.** "I don't know which refrigerator feature gets the most use during the warm months," said Tyler. "The chilled water and ice dispenser, or the tubular handles that open the ice cream compartment." (Refrigerator ZFSB27DASS; Icemaker ZDI15CBB; Microwave ZEM200SY)


lofty ideas

Lofts have gone mainstream. Loft-living, once considered edgy and avant-garde, is increasingly the real estate choice of adventurous city-dwellers across the country. From New York to Atlanta to Seattle and San Francisco, urban districts once zoned for commercial use as factories or warehouses have been reclaimed, and renovated into gorgeous residential lofts. Loft spaces large and small are attracting an eclectic group that includes young professionals, families and empty-nesters.

Loaded with character, light, and abundant square footage, this loft home opened a world of dramatic design possibilities when the Colbys acquired it as a “raw space.” Carol, a freelance travel writer, and her photographer husband Phil immediately hired an artist as a design consultant during renovation.

Cooking and color themes come together in the kitchen’s bold design statement, a declaration as big as the space it fills. “We both love to cook and entertain,” explained Carol. >





In the center of things,
installed neatly below
the gleaming stainless
steel island countertop,
Monogram® products
deliver dependable
kitchen assistance:
a sleek, European-design
dishwasher on one side,
a well-stocked wine
chiller and a beverage
center on the other.

from raw space to
refined residence

high art. high tech. high performance.

“Our GE Monogram pieces are styled so elegantly, we were able to use them as stainless steel accents in the design plan. They function beautifully, not only as appliances but also as basic geometric shapes in the grand scheme.”

Cobalt blue, sunflower yellow, three scarlet squares — all connected and coordinated by the stunning Monogram Collection.™

The airy loft space offers ample ceiling height and square footage to accommodate a huge open kitchen. A dynamic as well as aesthetic center of attention, the kitchen is designed to highlight the impressive professional cooking center.

Canopied by a complementary tapered-edged professional hood, the 48" Monogram® professional range, backguard and illuminated warming shelf, create an appealing visual focus for the kitchen area. The stainless steel range is fully finished on all sides, and holds its own handsomely next to the open shelving for big, commercial-quality bowls and cookware.

Because both Carol and Phil enjoy cooking, and because they often do it together, plenty of



Never was advanced technology so beautifully shaped into elegant design as in the Monogram Advantium oven. The oven is remarkably simple to operate. Turn the selection dial to the recipe, then press. (Advantium ZSC2001CSS; Warming drawer ZTD910SBSS)

open space was left near food preparation areas. There is also room for friends and guests to move around comfortably when the Colbys entertain.

During the work week, the built-in Monogram oven with Advantium™ Speedcooking technology enjoys frequent use by the busy couple. “For a super-fast



The four-burner cooktop with griddle and grill especially suits the Colbys' cooking style.
(Professional range, ZDP48N4GWSS; Backguard, ZX22B48ASS; Hood, ZV881WSS)

The warming shelf is slotted to allow steam and heat from below to ventilate. Warming lights from the professional hood give a glow to fresh sourdough bread.

small supper, the Advantium acts as a complete cooking source," Carol said. "When we entertain it becomes an auxiliary oven for baking *hors d'oeuvres* or side

dishes amazingly fast." Cooked appetizers then go directly into the convenient warming drawer until the time comes to serve the food. >



Lofts leave spaces open and interesting

A motif long considered *de rigueur* in lofts is the use of exposed infrastructures as design elements. These include functional components such as freight elevators, duct work, plumbing pipes, brick walls and ceiling beams. Displayed here beside the sleek Monogram® European-design dishwasher, a curling stainless steel sink pipe almost seems a sensual sculpture. Beauty is as beauty does in the GE Monogram dishwasher, where advanced cleaning technology turns high art into high performance.

The Colbys' cooking style centers around fresh ingredients, including organic fruits and vegetables. They also like to freeze fresh breads, homemade pasta and gourmet side dishes. "We wanted the largest capacity side-by-side refrigerator available," said Phil. "Monogram's built-in 48-inch side-by-side refrigerator was the ideal choice."

Inside the refrigerator, one senses an open, airy feeling similar to the loft itself. In the fresh food compartment, the lighting system casts an appetizing glow over everything



The high ceilings and metallic surfaces of the Colbys' loft create an "acoustical nightmare" according to their music-minded friends. The need to minimize noise makes the quiet operation of the dishwasher important and very much appreciated. (Dishwasher, ZBD5900FSS)



inside — a pineapple ready for slicing, stuffed peppers, primavera pasta, a garden salad and colorful fresh fruits and vegetables.

The freezer section features abundant storage space with adjustable door bins and sturdy

slide-out baskets. Through the freezer door, the dispenser delivers GE SmartWater™ for fresh-tasting chilled water and crushed or cubed ice. (It's the only built-in refrigerator offering filtered water.) >



quiet colors to relax and refresh



The Colbys' kitchen colors continue throughout the loft, but take on muted tones in bedrooms and baths. Bright yellow softens to gentle amber in the master bathroom, a "built-out" space at the far end of the first floor.

In the bathroom, set off by the saffron marble walls and floor, a series of retro-style chrome fittings extends the loft's stainless steel theme around his and her porcelain sinks. The neutral tones with fabric accents create a relaxing ambience.

Cozy cotton robes and towels hang beside the illuminated beverage center. Offering versatile cold storage for Carol's eye masks, nail polish and aromatherapy creams, the compact



A master bathroom doubles as personal spa, with warm candles to relax the mood, cool beverages to refresh the mind. (Beverage center, ZDB24ABB)

unit also displays a selection of refreshing beverages.


"When our designer suggested the kitchen beverage center, we weren't sure how much we would use it," said Phil. "We soon realized what a practical concept a beverage unit is. Three weeks later

we installed one in our bathroom and one in the guest room up on the second floor. Overnight guests have their own refreshment source. They absolutely love it."


"One of the biggest advantages of a large loft like ours is that it's easy to have friends



visit for days and never feel cramped,” said Phil. In fact, with spaces for working, dining and relaxing, sometimes the Colbys forget there’s another life outside. Until a taxi honks, that is, or the subway rumbles through the station below the street. ■



A room that says ‘make yourself at home’ becomes a treat for out-of-town guests staying over for the weekend. Even better, it’s a room with a view — a private photography show and personal beverage center.
(Beverage center, ZDB24ABB)



Golden

opportunities

*A dream home inspired by nature becomes
a landscape for comfort and family.*

Pancakes are popular with Betty's teenage grandchildren. The cooktop griddle is in constant use when they visit.



When Betty and Dave Johnson retired at the early age of fifty something, they decided to spend their golden years under sunny skies. On a ten-acre lot with views of green foothills in the foreground and old growth

forest in the distance, they built their dream house.

With a large family of grown children and grandchildren scattered across the country, they gave their architect three requirements: plenty of bedrooms

and full baths for visitors of all ages, a pool with a patio for built-in grills and outdoor meals, and a kitchen so beautiful and convenient to use that Betty would love every minute she spent there. >

“

I've always wanted to cook in a people-friendly place that wasn't all rigid right angles," she said. "We designed a wonderful interior work space that's very fluid, essentially the shape of an oval. The outer walls, where the Monogram® appliances are built-in to match cabinetry, creates different planes and angles. It's always stimulating, every time I cook. There's no monotony, like there used to be. Of course, our being retired helps, too!"

Kitchen colors and textures are inspired by the expansive landscapes visible through every window. Calm, muted tones of green, sand and stone recur throughout the decor. Polished granite counters have ripples of earth tones mixed with black. The deep, double sink is aproned and also made of granite.

The 48" built-in side-by-side refrigerator and European-design dishwasher offered the Johnsons the ultimate in customization options. Custom door panels blend with cabinetry and the flush installation helps sustain a smooth continuity in the room. The refrigerator features custom door handles and a dispenser collar that accentuates the sleek overall appearance. ("We just love the taste of the filtered GE SmartWater™ that comes through the water and ice dispenser," Betty added.)

Monogram's 48" professional cooktop, with four versatile gas burners and 18,000-BTU griddle, installs conveniently over open shelves, leaving Betty's many

From kitchen to pantry to patio, all paths lead to great meals and good family times.



(Refrigerator, ZFSB27DASS)



It's almost time to serve the Cornish hens, grilled asparagus and baby carrots from Dave's garden. (Side burner, ZX2NYSS; Grill ZGG48N42CSS. For a catalog of Monogram outdoor cooking products, call the GE Answer Center,® 800.626.2000.)

pieces of professional cookware easily accessible. The tapered-sided hood with 22" backguard forms a complete cooking center. Its powerful 1200 CFM fan vents out the back of the wall.

Betty's enjoyment of baking is reflected in her choice of GE Monogram's high-performance, American-design double wall oven. Features include true convection cooking, exceptionally accurate management of oven temperatures, and remarkably easy-to-use electronic controls.

For the times when she wants

to cook fast and simple, Betty selected Monogram's versatile, built-in microwave/convection oven, in a sleek black finish. The oven offers three modes for cooking: microwave, convection, or a combination of both.

Between the great room and the patio, a walk-through pantry features a well-stocked Monogram free-standing stainless steel refrigerator. Being conveniently placed near the outdoors, the water and ice dispenser experiences heavy use, and stands up effortlessly to the challenge.

A dedicated gourmet griller, Dave selected GE Monogram's complete outdoor cooking center for the patio area. The 48" built-in grill has four 20,000-BTU cast-iron burners and dual rotisserie burners, perfect for poultry.

Both the grill and side burner have been built into an island that sustains the natural-toned color scheme. Trimmed in tumbled marble and finished with sand-toned tiles and wheat-gold painted stucco, the island uses colors that complement all of the fresh foods sizzling on the grill. ■

gourmet galley

make your kitchen a little bigger.

Sarah and Tom Hewett continued to hold onto their charming co-op apartment in the city, even after they built a large home

upstate. “We’ve had the apartment since we were newlyweds,” said Sarah. “The location is perfect for all the things we still do here. Just a short cab ride to theaters, shopping and galleries.”

When they found themselves doing more entertaining, the Hewetts decided to renovate. “In the kitchen, the greatest challenge was space, of course,” Sarah said with a giggle. “Our cute little galley kitchen was only five feet wide! We asked the architect who had done our other house for ideas.”

While the Hewetts do minimal cooking of their own in the apartment, they frequently hire caterers to handle their dinner parties. They wanted an upgraded and fully functional kitchen. They needed more storage, too, but wanted to keep a feeling of openness around the cooking area and breakfast bar.

How do you use every inch of kitchen space efficiently? You shelf or hang everything you can. You add slender custom cabinets to keep clutter out of sight. And you build in sleek, stainless steel GE Monogram appliances. Then you make white the dominant color — on cabinetry, walls, ceilings and light fixtures for a clean, open look. >



Make a strong statement in a small space. An ideal remodeling choice, the 30" professional range fits a standard cabinetry opening. (Hood, ZV371YSS; Range, ZDP30N4YSS)

The dishwasher installs flush with cabinets. An illusion of space and airy openness comes from the smooth, continuous plane of appliances, cabinets and walls culminating in the bright window view of the city.





hang it. shelf it. build it in.

Other rooms in the Hewett apartment have ornate furnishings and the richer hues of traditional tastes. The renovated kitchen is

bone-white contemporary. With its well-stocked refrigerator and array of seasonings, professional cookware and implements, the kitchen meets a range of culinary challenges. From simple suppers for two to catered dinners for 20, versatility is the theme of the newly streamlined galley kitchen.

When the party's over and the time comes to clean up, everyone appreciates the GE Monogram dishwasher.

The look of the European-design dishwasher creates a smooth surface, flush with cabinetry. The appearance of a full-length sweep is accomplished without the usual access panel at the bottom to interrupt the simple lines. Setting off the design is the slim control panel, placed just off center for subtle visual interest. Inside is the luxurious, long-lasting stainless steel interior, and a unique rack system that adjusts to accommodate stemware, pots and dishes, from antique place settings to their everyday china, shown here.

A feature the Hewetts especially like is the dishwasher's quiet operation. In the close quarters of the apartment, it's good to know that when they're chatting with friends this dishwasher will never be part of the conversation. >



real design is functional art



Far left, above.

An unobtrusive chrome bar is a space-efficient way to hang a shelf for condiments and utensils. A handy magnetic strip keeps knives out of the way, yet close at hand.


Left. Open or closed, Monogram's sleek European-design dishwasher is a beautiful sight, especially when it's time to clean up.

(Dishwasher, ZBD5900FSS)

Right. The caves of France may be ideal for aging, but they don't have slide-out racks and separate compartments with different temperature settings for storing or serving wines. *À votre santé.* (Wine chillers, ZDW24ABB)

discreet installations for splendid occasions

Below. Can you find the Monogram® trash compactor? Hint: It has a flat black control panel, concealed toekick, and it's two doors down from the cast bronze nymph. (Compactor, ZCG3100VBB)



Doubling as a small office when he brings client papers home, Tom Hewett's library holds favorite books and several drawers of business files. It also holds a Monogram® trash compactor, discreetly concealed by custom panels that match the inlay-trimmed cabinetry. With space at a premium in the apartment, the compactor is a valuable asset in





managing the paper waste that builds up quickly. And the compressed trash bundles make recycling easier for the environmentally conscious couple.

In the dining room, the Hewetts' fondness for combining traditional furnishings can be seen in decorative objects from different periods and places. Nineteenth-century Audubon

prints signed by the artist, Queen Anne reproduction table and chairs, and a Victorian-style crystal decanter set. Intricate patterns in the toile wall fabric and handloomed Turkish rug blend colors and textures effectively. And integrated comfortably into the whole setting is Tom's large wine collection, housed handsomely in a sideboard custom-designed for

five Monogram wine chillers.

A "wine cellar" on the twelfth floor? Most definitely, according to Tom Hewett. "One stores wine at a lower temperature than when one prepares to serve and consume it," he said. "Having multiple wine chillers, all set at varying temperatures, accommodates those different oenophilic applications."

What an entertaining idea. ■

g r i p p i n g

details





Monogram gives you so many ways to personalize your home by customizing your appliances with panels and handles.

Dramatic, subtle, outrageous, plain. We say go ahead. Follow your imagination wherever it takes you.


You can let color draw attention to Monogram® appliances. Or take a traditional approach using custom panels to integrate Monogram products into your

overall kitchen design. Whatever your tastes, Monogram can help you make your kitchen look like *your kitchen*.

Personalization of Monogram appliances is easily accomplished with custom door panels and custom handles.

Monogram appliances that

accept custom panels and hardware include warming drawers, icemakers, dishwashers, compactors and built-in refrigerators. You may order these appliances in stainless steel, white or black from Monogram. Custom panels and handles need to be ordered from your cabinet maker.



A patinated finish for dresser-style handles turns this bottom-freezer's freezer into a chest of drawers' drawer. What do you like? Tarnished bronze, hammered copper, antique gold? Create any theme with custom hardware. Custom handle kits are available for either 1/4" or 3/4" door panels. (See pages 128-129 in the Planning Guide for kit details.)



Far left. A simple statement achieved with standard trim and handle, and a very unique custom 1/4" panel.

Middle. Understated elegance created by 3/4" custom panels and custom handle.

Left. Traditional styling using 3/4" custom panels, including the dispenser collar that allows a single freezer panel – with no seams top to bottom, and custom handles.

Customization lets Monogram refrigerators go from plain to detailed, simple to complex. It's all up to you.



The trouble with most refrigerators is they look like most refrigerators. With Monogram, you can make it look like a refrigerator or you can use custom panels to highlight it, or make it blend into the cabinetry and practically disappear.

Illustrated on the opposite page, are some choices for customizing your refrigerator. Monogram built-in refrigerators come with trim attached, ready to accept 1/4"-thick custom panels. The option of using 3/4"-thick panels in a trimless application allows a more detailed custom appearance and creates a frameless effect.

You can further customize models with door handles from a local design center or hardware store. Or order Monogram tubular handles (example shown at left), available for all configurations. An optional collar kit creates a finished edge around the dispenser, for an integrated, inset impression.

Part of your appliance selection process, even when using custom panels, includes choosing the color of your control panel and trim or refrigerator dispenser. Dispensers are available in black or white. On dishwashers, ice-makers and compactors you can choose black or white for control panels and trim. Black goes well with medium to dark woods, and white blends with lighter colors and tones. ■

Refrigerator customization basics: custom panels, custom handles and dispenser collar.

Trim. Exterior trim, which comes installed on the refrigerator, accepts 1/4" custom panels. Simply insert the panels of your choice.



Non-dispenser refrigerator with standard handles. Also accepts custom handles.



Dispenser refrigerator with standard handles.



Dispenser refrigerator with **custom handles**, requires ZKH1 kit.



Dispenser refrigerator with **custom handles**, requires ZKH1 kit. The continuous look of a single freezer door panel requires a **dispenser collar** kit, ZWCD2 (48" models) or ZWCD1 (42" and 36" models).

Trimless. For a frameless appearance, remove the supplied 1/4" trim and add 3/4" custom panels attached to a door and grille panel kit. Requires ZKT48, ZKT42 or ZKT36 trim kit.



Non-dispenser refrigerator with standard handles. Also accepts custom handles.



Dispenser refrigerator with standard handles.



Dispenser refrigerator with **custom handles**, requires ZKHT1 kit.



Dispenser refrigerator with **custom handles**, requires ZKHT1 kit. The continuous look of a single freezer door panel requires a **dispenser collar** kit, ZWCD2 (48" models) or ZWCD1 (42" and 36" models).

selection guide

**choose the
appliances
best suited
to your needs
and your
lifestyle.**

You want the kitchen of your dreams, reflecting your taste and performance standards — with all your personal touches and preferences. GE Monogram understands this and created the Monogram Collection™ to make it possible. You'll find a large selection of styles and options that give you a world of choices.



Professional Cooking Products

Monogram professional cooking products let you express a confident culinary attitude. They say you take cooking seriously and are proud to show it. Professional products offer the impressive look and performance of commercially styled appliances, in a selection of sizes and configurations especially designed for residential use. Monogram **Professional Ranges™** are available in 48", 36" and 30" models; **Professional Cooktops** are available in 48" and 36" models; **Professional Hoods** are available in all sizes to complement professional cooktops and ranges. Pages 38-49.



Ventilation Options

Elegant Hoods

combine versatile performance with graceful overhead design for updraft ventilation above electric or gas surfaces. The **Telescopic Downdraft System** is an unobtrusive venting option for 36" and 30" gas or electric cooktops installed in an island or peninsula. Pages 58-61.



Built-In Ovens with Advantium™

Speedcook Technology

The Monogram® **Built-In Oven with Advantium Speedcook technology** bakes, broils, and even grills traditional oven dishes—in an average of one-fourth the time it takes in a conventional oven. Pages 62-63.



Cooktops

There's a cooktop to answer every culinary challenge and cooking style. Choose from GE Monogram's **Electric Cooktops** with precise controls and exceptional cleanability; **Gas Cooktops** with heavy-duty continuous grates; and modular **Component Cooktops**, including gas, grill, or halogen/ribbon components. Pages 50-57.



Convection Wall Ovens

Monogram Double or Single Built-In

Wall Ovens

deliver exceptional convection cooking performance. They are available in two different styles with **European** or traditional **American** design. Pages 64-67.



Warming Drawers

Monogram **Warming Drawers** are the newest necessity for the practical cook's kitchen. They keep foods warm and moist until serving. The warming drawers come in widths of 30" or 27" with a black, white or stainless steel finish. A trim kit is available for adding custom panels. Pages 68-69.



Microwave Ovens

Monogram **Microwave Ovens** come with sensor cooking, using an electronic sensor to take the guesswork out of microwave cooking. Vital, versatile and convenient, Monogram microwave ovens are available in a selection of sizes and configurations: **Built-In Convection/Microwave Ovens; Stainless Steel Microwave Oven; and Compact Microwave Ovens.** Pages 70-71.



Refrigerators

GE Monogram offers a large selection of high-performance refrigerators, with an array of configuration and design choices. Select from **Built-In Side-by-Side Refrigerators** in 48", 42" and 36" widths; **Built-In Bottom-Freezers** in a 36" width; the **Built-In All-Refrigerator and All-Freezer** in a 36" width; and the **Free-Standing Side-By-Side Refrigerator** in a 36" width. Built-In models offer the option of stainless steel, white or black door panels, or custom panels ordered from your cabinetmaker. All models are available with stainless steel wrapped door panels. Pages 72-83.



Wine Chiller and Beverage Center

Our **Wine Chillers and Beverage Centers** install neatly into small spaces throughout the house. They bring convenient beverage storage to entertainment and recreation areas, as well as personal spaces such as bedrooms and baths. Pages 84-85.



Icemakers

The Monogram **IceMaker** produces up to 50 pounds of clear, commercial quality ice a day. Ice cubes are a convenient 3/4" size and the icemaker can be customized with door panels to match cabinetry. Pages 86-87.



Compactors

The Monogram **Compactor** compresses trash to one-twelfth of its original volume, making any kind of waste disposal easier. It accepts custom panels to complement cabinetry. Pages 88-89.

Dishwashers

Monogram **Dishwashers** deliver extraordinary cleaning of everything from delicate china to greasy pots and pans. Dishwashers are available in two different designs: **European and American.** Both accept custom panels if you prefer to personalize their appearance. Pages 90-93.





The 48" professional ranges are fully finished on all sides in lustrous, heavy-gauge 304 stainless steel. That means you can feature them as free-standing units beside open shelving, as shown here, or build them into your countertops and cabinetry.

48" Professional Ranges

If you have always wanted an oversized, stainless steel professional range, Monogram's 48" model can become the design and performance centerpiece of your kitchen. Because it's Monogram®, you can accommodate your personal needs and preferences in a number of ways. Start with your choice of liquid propane or natural gas. (And there's no BTU compromise when you choose liquid propane.) How about six gas burners with either a grill or a griddle? Or four gas burners with both grill and griddle?

All Monogram professional ranges give you the advantages of dual fuel sources. Cooktop burners use a responsive gas flame, while an electric, self-cleaning convection oven offers precise control for superb roasting and baking.

The burners on Monogram professional products deliver a full spectrum of temperature performance. You can simmer at a delicate 500 BTUs, or boil and sear at an intensely high 15,000-BTU setting. All burners operate with electronic pilotless ignition.

The 48" professional range comes with two high-performance, electric ovens. One is a large convection oven. The smaller one is a thermal oven with a proofing mode perfect for yeast-leavened breads and pastries.

Features and installation information.

See pages 96 and 97.

Professional venting and 48" backguards

A 1200 CFM professional hood should be installed over the 48" professional ranges. Any of three backguards is also **required** to properly finish your range. When the range is positioned in an island or against a non-combustible wall such as decorative brick, tile or marble, the 1-1/2" trim piece is appropriate. When the range is positioned against a combustible wall there are two backguard options. The 12" backguard protects the wall. The 22" backguard protects the wall and is designed with a slotted shelf. The shelf becomes a warming rack when used in combination with the infrared warming lights optional on the professional hood.



ZX1B48WSS
1-1/2" Trim Piece



ZX12B48WSS
12" Backguard



ZX22B48ASS
22" Backguard with
Warming Shelf



General Oven Features

Large Oven (4.3 cu. ft., 27" wide): Offers convection mode for cooking at a lower temperature or in less time and often eliminates the need to preheat the oven.

Baking and broiling. An eight-pass, 4000-watt broil element and a ten-pass, 5000-watt bake element span the cooking area, providing consistent, even heat.

Self-cleaning. Press a button and turn a dial to set the self-clean cycle. The door locks automatically and remains locked throughout the five-hour cleaning process. The gas cooktop may be used during the cleaning cycle.

Small Oven (2.0 cu. ft., 12" wide): Companion oven offers thermal baking and broiling, plus a function for proofing yeast-leavened breads and pastries.

Baking and broiling. A six-pass 3600-watt broil element and a four-pass 2800-watt bake element handle smaller-volume cooking.



ZDP48N4GWSS 48" Dual Fuel Professional Range with 4 Gas Burners, a Grill and a Griddle (*natural gas*)

ZDP48L4GWSS 48" Dual Fuel Professional Range with 4 Gas Burners, a Grill and a Griddle (*liquid propane*)



ZDP48N6RWSS 48" Dual Fuel Professional Range with 6 Gas Burners and a Grill (*natural gas*)

ZDP48L6RWSS 48" Dual Fuel Professional Range with 6 Gas Burners and a Grill (*liquid propane*)



ZDP48N6DWSS 48" Dual Fuel Professional Range with 6 Gas Burners and a Griddle (*natural gas*)

ZDP48L6DWSS 48" Dual Fuel Professional Range with 6 Gas Burners and a Griddle (*liquid propane*)

General Cooktop Features

Gas burners. Dual-ring burners ensure even heat delivery. Infinite controls maintain precise temperature settings between the low 500-BTU simmer and the maximum output 15,000-BTU setting. Porcelainized burner grates form a large cooking area. Lift-out burner bases are also coated with porcelain enamel. Slide-out drip trays catch spills, grease and crumbs for easy cleaning.

18,000-BTU grill. The two-piece, cast-iron grill grate is fully coated with porcelain enamel. The grate is reversible, with a smooth surface for delicate foods and a ridged side for hearty meats. The grate slopes forward, allowing drippings to flow away from foods and into the drip tray liner. Ceramic briquettes provide even heating. A stainless steel cover keeps the grill clean when not in use.

18,000-BTU griddle. The surface of this high-performance griddle is 3/8"-thick and made of 304 stainless steel. The griddle also slopes forward, allowing liquids to flow away from foods and into the drip tray liner. The griddle's thermostatic control ensures even heating and consistent results. A stainless steel cover keeps the griddle clean when not in use.

Slide-out drip trays. Professional range features stainless steel drip trays, some with removable liners that lift out for easy cleaning.



A Monogram professional range makes a bold statement about you, your cooking and your lifestyle. It says your kitchen is where life begins.

36" Professional Ranges

Kitchens come in all sizes. So does the Monogram® professional range. You needn't compromise your dream of "a professional look" because of space limitations. Monogram's 36" professional range can slide smoothly into your kitchen plans, with the same high-performance cooking capability of the larger 48" version.

Here again is the commercial styling, with fully finished sides that complete the handsome stainless steel design. You also have the benefit of dual fuel sources. Cooktop burners use a sensitive gas flame, while the self-cleaning convection oven operates on electricity for precise control of roasting and baking.

As always, flexibility is a feature with GE Monogram. The 36" professional range lets you select the cooktop configuration that best suits your personal cooking style. Choose six gas burners, or four gas burners and a griddle. Or perhaps the combination of four gas burners and grill is just right for you.

Burners on the 36" professional range deliver the full spectrum of temperature performance the gourmet chef demands. You can simmer at a delicate 500 BTUs, or boil and sear at an intensely high 15,000-BTU setting. All burners operate with electronic pilotless ignition.

Features and installation information.

See pages 98 and 99.



ZX1B36WSS
1-1/2" Trim Piece

ZX12B36WSS
12" Backguard

ZX22B36ASS
22" Backguard with
Warming Shelf

Professional venting and 36" backguards

A 600 CFM professional hood should be installed over the 36" professional ranges. Any of three backguards is also **required** to properly finish your range. When the range is positioned in an island or against a non-combustible wall such as decorative brick, tile or marble, the 1-1/2" trim piece is appropriate. When the range is positioned against a combustible wall there are two backguard options. The 12" backguard protects the wall. The 22" backguard protects the wall and is designed with a slotted shelf. The shelf becomes a warming rack when used in combination with the infrared warming lights optional on the professional hood.



General Oven Features

Oven (4.3 cu. ft., 27" wide) Offers convection mode for cooking at a lower temperature or in less time and often eliminates the need to preheat the oven.

Baking and broiling performance. An eight-pass, 4000-watt broil element and a ten-pass, 5000-watt bake element span the cooking area, providing consistent, even heat.

Self-cleaning. Press a button and turn a dial to set the self-clean cycle. The door locks automatically and remains locked throughout the five-hour cleaning process. The gas cooktop may be used during the cleaning cycle.



ZDP36N6WSS 36" Dual Fuel Professional Range with 6 Gas Burners
(*natural gas*)

ZDP36L6WSS 36" Dual Fuel Professional Range with 6 Gas Burners
(*liquid propane*)



ZDP36N4RWSS 36" Dual Fuel Professional Range with 4 Gas Burners and a Grill (*natural gas*)

ZDP36L4RWSS 36" Dual Fuel Professional Range with 4 Gas Burners and a Grill (*liquid propane*)



ZDP36N4DWSS 36" Dual Fuel Professional Range with 4 Gas Burners and a Griddle (*natural gas*)

ZDP36L4DWSS 36" Dual Fuel Professional Range with 4 Gas Burners and a Griddle (*liquid propane*)

General Cooktop Features

Gas burners. Dual-ring burners ensure even heat delivery. Infinite controls maintain precise temperature settings between the low 500-BTU simmer and the maximum output 15,000-BTU setting. Porcelainized burner grates form a large cooking area. Lift-out burner bases are also coated with porcelain enamel. The drip tray catches spills, grease and crumbs for easy cleaning.

18,000-BTU grill. The two-piece, cast-iron grill grate is fully coated with porcelain enamel. The grate is reversible, with a smooth surface for delicate foods and a ridged side for hearty meats. The grate slopes forward, allowing drippings to flow away from foods and into the drip tray liner. Ceramic briquettes provide even heating. A stainless steel cover keeps the grill clean when not in use.

18,000-BTU griddle. The surface of this high-performance griddle is 3/8"-thick and made of 304 stainless steel. The griddle also slopes forward, allowing liquids to flow away from foods and into the drip tray liner. The griddle's thermostatic control ensures even heating and consistent results. A stainless steel cover keeps the griddle clean when not in use.

Slide-out drip tray. Professional range features stainless steel drip tray. Some models come with removable liners that lift out for easy cleaning.



Monogram 30" professional ranges can fit smoothly into your remodeling plans. Or install one in the vacation or beach house, and turn weekends into opportunities for gourmet adventures.

30" Professional Range

Watch a great chef enthusiastically working over a cooktop and you'll soon see that fine cuisine depends on concentration and creativity, not the size of the range. The Monogram® 30" professional range gives you all the cooktop performance and oven capability you need, and still fits neatly into the constrained spaces of smaller kitchens. It's an ideal choice when you remodel and want to bring the professional look to an existing space for a 30" range.

The Monogram 30" professional gas range features stainless steel, tubular pull-down handles, sturdy, easy-turn control knobs, and four high-performance gas burners. The electric, self-clean convection oven has a capacity of four cubic feet and a large window for viewing.

The gas burners ignite electronically without a pilot and provide the full temperature spectrum you often see only on commercial-quality cooking appliances. Simmer at the low 500-BTU setting for a delicate sauce, then set the same burner to the high 15,000-BTU flame to rapidly boil liquids, sear, sauté or stir fry with the Monogram Wok (see facing page).

Features and installation information.

See pages 98 and 99.



ZX1B30YSS
1-1/2" Trim Piece

ZX12B30YSS
9" Backguard

ZX22B30ASS
22" Backguard with
Warming Shelf

Professional venting and 30" backguards

A 600 CFM professional hood should be installed over the 30" professional ranges. Any of three backguards is also **required** to properly finish your range. When the range is positioned in an island or against a non-combustible wall such as decorative brick, tile or marble, the 1-1/2" trim piece is appropriate. When the range is positioned against a combustible wall there are two backguard options. The 9" backguard protects the wall. The 22" backguard protects the wall and is designed with a slotted shelf. The shelf becomes a warming rack when used in combination with the infrared warming lights optional on the professional hood.



ZDP30N4YSS 30" Dual Fuel Professional Range (*natural gas*)

ZDP30L4YSS 30" Dual Fuel Professional Range (*liquid propane*)

General Oven Features

Oven (4.0 cu. ft., 24" wide) Offers convection mode for cooking at a lower temperature or in less time and often eliminates the need to preheat the oven.

Baking and broiling performance. An eight-pass, 4000-watt broil element and a six-pass, 3700-watt bake element span the cooking area, providing consistent, even heat.

Self-cleaning. Press a button and turn a dial to set the self-clean cycle. The door locks automatically and remains locked throughout the five-hour cleaning process. The gas burners may be used during the cleaning cycle.

General Cooktop Features

Gas burners. Dual-ring burners ensure even heat delivery. Infinite controls maintain precise temperature settings between the low 500-BTU simmer and the maximum output 15,000-BTU setting. Porcelainized burner grates form a large cooking area. Lift-out burner bases are also coated with porcelain enamel. The pilotless burners are automatically reignited, should the flame be inadvertently extinguished (*except in simmer mode*).

Slide-out drip tray. The stainless steel drip tray beneath the burners collect spills, grease and crumbs.



ZXWK22Y Wok

A good wok and a high flame let you stir fry in a matter of minutes an endless variety of delicious vegetables, meats, poultry or fish. Wok cooking fast-sears the outside of foods, sealing in taste, juices and nutrition. The Monogram® wok is made of high-carbon steel. An aluminum lid with wooden handle completes the wok, which is supported by a stainless steel ring that locks into place on the burner grate. Approved for use on professional ranges and cooktops only.



48" Professional Cooktops

Whether you're grilling, sautéing, simmering or searing, Monogram® professional cooktops have the precise heat to serve your culinary purpose. These cooktops offer the same configuration choices and burner performance as the professional ranges. (The only thing missing is the oven.)

Select the burner/element configuration that best suits your cooking style. Choose from an arrangement of six gas burners with either a grill or a griddle or four gas burners and both a grill and griddle. Stainless steel grill and griddle covers let you create a handy adjacent surface when these elements are not in use.

A professional cooktop is a great design choice when you prefer separate areas for cooktop preparation and oven baking or roasting. For those who prefer the eye-level convenience of wall ovens, a professional cooktop is an ideal decision for your cooking surface. When your kitchen plan includes both professional cooktops and Monogram wall ovens, you end up with full-performance coverage for any cooking challenge.

The 48" professional cooktop is set off stunningly by a Monogram professional hood. Together they make a major statement, as a design element and as testimony to your culinary expertise and *joie de vivre*.

Features and installation information.

See pages 100 and 101.

Install the professional cooktop above open shelves, convenient for all your well-seasoned cookware, or over closed storage drawers. This effect works beautifully in kitchens with a more rustic, unfitted look. Or put the professional cooktop right above the newest necessity, a Monogram warming drawer. (Consider installing two warming drawers, an inspired idea for keeping absolutely everything warm—from foods, to breads, to plates.)



ZXC1B48BSS
Trim Piece



ZXC12B48WSS
12" Backguard



ZXC22B48ASS
22" Backguard with
Warming Shelf

Professional venting and 48" backguards

A 1200 CFM professional hood should be installed over the 48" professional cooktops. Any of three backguards is also **required** to properly finish your cooktop. When the cooktop is positioned in an island or against a non-combustible wall such as decorative brick, tile or marble, the trim piece is appropriate. When the cooktop is positioned against a combustible wall there are two backguard options. The 12" backguard protects the wall. The 22" backguard protects the wall and is designed with a slotted shelf. The shelf becomes a warming rack when used in combination with the infrared warming lights optional on the professional hood. The backguards also serve as a design element, enhancing the overall cooktop appearance.



ZGU48N4GWSS 48" Professional Cooktop with 4 Gas Burners, a Grill and a Griddle (*natural gas*)

ZGU48L4GWSS 48" Professional Cooktop with 4 Gas Burners, a Grill and a Griddle (*liquid propane*)



ZGU48N6RWSS 48" Professional Cooktop with 6 Gas Burners and a Grill (*natural gas*)

ZGU48L6RWSS 48" Professional Cooktop with 6 Gas Burners and a Grill (*liquid propane*)



ZGU48N6DWSS 48" Professional Cooktop with 6 Gas Burners and a Griddle (*natural gas*)

ZGU48L6DWSS 48" Professional Cooktop with 6 Gas Burners and a Griddle (*liquid propane*)

General Cooktop Features

Gas burners. Dual-ring burners ensure even heat delivery. Infinite controls maintain precise temperature settings between the low 500-BTU simmer and the maximum output 15,000-BTU setting. Porcelainized burner grates form a large cooking area. Lift-out burner bases are also coated with porcelain enamel. The drip trays catch spills, grease and crumbs for easy cleaning.

18,000-BTU grill. The two-piece, cast-iron grill grate is fully coated with porcelain enamel. The grate is reversible, with a smooth surface for delicate foods and a ridged side for hearty meats. The grate slopes forward, allowing drippings to flow away from foods and into the drip tray liner. Ceramic briquettes provide even heating. A stainless steel cover keeps the grill clean when not in use.

18,000-BTU griddle. The surface of this high-performance griddle is 3/8"-thick and made of 304 stainless steel. The griddle also slopes forward, allowing liquids to flow away from foods and into the drip tray liner. The griddle's thermostatic control ensures even heating and consistent results. A stainless steel cover keeps the griddle clean when not in use.

Slide-out drip trays. Professional cooktop features stainless steel drip trays. Some models come with removable liners that lift out for easy cleaning.





Paired with a handsome overhead professional hood, the 36" Monogram professional cooktop creates the appearance of a welcoming hearth. Shown here beneath the tapered-sided hood with halogen lights and warming lamps, and complemented by the 22" backguard with a warming shelf, this professional cooktop bespeaks an active, energetic kitchen, with many delicious meals yet to come.



ZXC1B36BSS
Trim Piece



ZXC12B36YSS
12" Backguard



ZXC22B36ASS
22" Backguard with
Warming Shelf

36" Professional Cooktops

Are you an occasional gourmet trying out new recipes from a cooking class? Maybe you're more of a Sunday afternoon chef with a preference for rich soups and stews. Monogram® 36" professional cooktops let you select the burner combination just right for your chosen style of cooking, and cookware.

The 36" professional cooktop offers a choice of six gas burners or four burners with either a grill or griddle. Heat output from the burners extends from an exceptionally low 500 BTUs, at the simmer setting, to a maximum of 15,000 BTUs at the highest setting.

Both the grill and griddle deliver a powerful 18,000 BTUs, and are designed with a slightly forward slope that allows liquids to flow away from cooking food and into the drip tray liner underneath.

Features and installation information.

See pages 100 and 101.

Professional venting and 36" backguards

A 600 CFM professional hood should be installed over the 36" professional cooktops. Any of three backguards is also **required** to properly finish your cooktop. When the cooktop is positioned in an island or against a non-combustible wall such as decorative brick, tile or marble, the trim piece is appropriate. When the cooktop is positioned against a combustible wall there are two backguard options. The 12" backguard protects the wall. The 22" backguard protects the wall and is designed with a slotted shelf. The shelf becomes a warming rack when used in combination with the infrared warming lights optional on the professional hood. The backguards also serve as a design element, enhancing the overall cooktop appearance.



ZGU36N6YSS 36" Professional Cooktop with 6 Gas Burners
(*natural gas*)

ZGU36L6YSS 36" Professional Cooktop with 6 Gas Burners
(*liquid propane*)



ZGU36N4RYSS 36" Professional Cooktop with 4 Gas Burners and a Grill (*natural gas*)

ZGU36L4RYSS 36" Professional Cooktop with 4 Gas Burners and a Grill (*liquid propane*)



ZGU36N4DYSS 36" Professional Cooktop with 4 Gas Burners and a Griddle (*natural gas*)

ZGU36L4DYSS 36" Professional Cooktop with 4 Gas Burners and a Griddle (*liquid propane*)

General Cooktop Features

Gas burners. Dual-ring burners ensure even heat delivery. Infinite controls maintain precise temperature settings between the low 500-BTU simmer and the maximum output 15,000-BTU setting. Porcelainized burner grates form a large cooking area. Lift-out burner bases are also coated with porcelain enamel. The drip tray catch spills, grease and crumbs for easy cleaning.

18,000-BTU grill. The two-piece, cast-iron grill grate is fully coated with porcelain enamel. The grate is reversible, with a smooth surface for delicate foods and a ridged side for hearty meats. The grate slopes forward, allowing drippings to flow away from foods and into the drip tray liner. Ceramic briquettes provide even heating. A stainless steel cover keeps the grill clean when not in use.

18,000-BTU griddle. The surface of this high-performance griddle is 3/8"-thick and made of 304 stainless steel. The griddle also slopes forward, allowing liquids to flow away from foods and into the drip tray liner. The griddle's thermostatic control ensures even heating and consistent results. A stainless steel cover keeps the griddle clean when not in use.

Slide-out drip tray. Professional cooktop features stainless steel drip tray. Some models come with removable liners that lift out for easy cleaning.



Professional Hoods

Monogram® professional hoods provide the perfect complement to professional ranges and cooktops. The canopy of 304 stainless steel is wall-mounted and creates a complete cooking center, both functionally and aesthetically.

Bright halogen lamps illuminate the cooking area. Professional hood models are also available with optional infrared warming lights that help hold foods at desirable heat temperatures until serving.

The Monogram professional hood combined with the 22" backguard and warming shelf makes an immediate impression of culinary expertise and enjoyment, especially when there's a loaf of just-baked golden bread on the warming shelf.

Professional hoods are constructed of 304 stainless steel, and house a powerful ventilation system. A variable-speed fan blower operates at a maximum venting power of 1200 cubic feet per minute (CFM) on 48" hood models and at 600 CFM on 36" and 30" models. The fan efficiently draws steam, heat and grease particles away from the cooking surface, into filters and through the vent system. Filters are removable and can be cleaned in a dishwasher.

Features and installation information.

See pages 102 and 103.



Monogram professional hoods are available in two styles, allowing you to set off the hood as a highlight or integrate the canopy for a more built-in feeling. We recommend ordering the installation instructions (pub. no. 49-8816) in advance to accurately plan final framing needs, electrical and ductwork locations. Simply log on to our website at www.monogram.com for further information.

Top. The tapered-sided hood positioned over a range or cooktop visually complements the cooking center, creating a dramatic architectural effect.

Bottom. The straight-sided hood fits smoothly between cabinetry and also functions on its own as an attractive design of simple, straight lines.



ZV880WSS 48" Professional Tapered-Sided Hood with 1200 CFM fan and two Halogen Lamps

ZV881WSS 48" Professional Tapered-Sided Hood with 1200 CFM fan, two Halogen Lamps and two Heat Lamps

Duct covers.

ZX6DC48WSS 6" Duct Cover

ZX12DC48WSS 12" Duct Cover



ZV670WSS 36" Professional Tapered-Sided Hood with 600 CFM fan and two Halogen Lamps

ZV671WSS 36" Professional Tapered-Sided Hood with 600 CFM fan, two Halogen Lamps and two Heat Lamps

Duct covers.

ZX6DC36WSS 6" Duct Cover

ZX12DC36WSS 12" Duct Cover



ZV890YSS 48" Professional Straight-Sided Hood with 1200 CFM fan and two Halogen Lamps

ZV891YSS 48" Professional Straight-Sided Hood with 1200 CFM fan, two Halogen Lamps and two Heat Lamps

Duct covers.

ZX6DC49YSS 6" Duct Cover

ZX12DC49YSS 12" Duct Cover



ZV680YSS 36" Professional Straight-Sided Hood with 600 CFM fan and two Halogen Lamps

ZV681YSS 36" Professional Straight-Sided Hood with 600 CFM fan, two Halogen Lamps and one Heat Lamp

Duct covers.

ZX6DC38YSS 6" Duct Cover

ZX12DC38YSS 12" Duct Cover



ZV370YSS 30" Professional Straight-Sided Hood with 600 CFM fan and one Halogen Lamp

ZV371YSS 30" Professional Straight-Sided Hood with 600 CFM fan, one Halogen Lamp and one Heat Lamp

Duct covers.

ZX6DC30YSS 6" Duct Cover

ZX12DC30YSS 12" Duct Cover

General Features

Removable filters. During ventilation, two stainless steel, baffle-type filters trap airborne grease particles. A pair of handles simplifies removal of each of the washable, dishwasher-safe filters.

Heat lamps (must specify heat lamps by model numbers). Two 250-watt infrared bulbs help maintain heat of foods and baked goods at serving temperatures.

Durable, heavy-gauge appearance. Hoods are double-lined, giving a stylish, finished look.




Digital controls keep temperature precise, as ribbon elements spread the heat out evenly. The easy-to-use controls (sensing pads) are intuitively designed, with graphics printed on the glass. When you touch a sensing pad, the designated burner responds in seconds.

“Cook with gas” was once the pledge of allegiance for every gourmet chef. Not any more. Monogram® digital cooktops are changing the way people think about electric cooking. Why? Digital technology gives you the temperature precision to meet virtually any cooking requirement. Monogram digital cooktops have a simmer capability that is actually lower than gas. And, because the digital control pads are beautifully designed into the cooktop, the ceramic glass surface is smooth from edge to edge, making it remarkably easy to clean.

The distinction of Monogram design is that you benefit from a compelling combination of qualities. In the case of our digital cooktops, the attributes are convenience, cleanability and precision. And the elegantly simple design works well with any decor.

Digital Electric Cooktops



ZEUS36WMBWG 36" White, Digital Cooktop. Warming burner, four burners, seven cooking combinations.



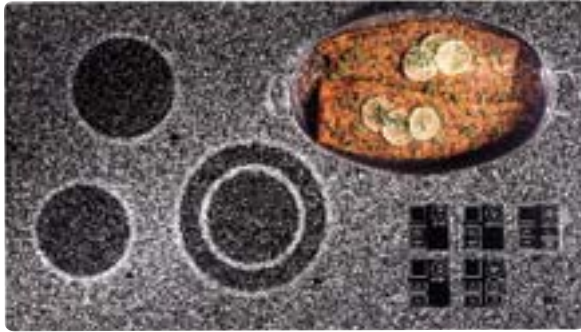
ZEUS36WMBWG 36" Black, Digital Cooktop. Warming burner, four burners, seven cooking combinations.

Monogram digital cooktops come in a variety of burner configurations. Heating elements include an adjustable 250-watt warming burner that keeps foods moist and at just the right heat; a 6" 1200-watt burner; a 6-1/2" 1400-watt burner; a dual-ring 6"/9" burner; and a bridge burner. The bridge burner lets you operate two 7" burners separately or “bridged” together, creating a larger heat surface for oblong or oversized pans.

Just imagine, you can simmer a delicate sauce, steam the asparagus, poach the salmon fillets and warm the French bread, simultaneously, on the same cooktop.

Features and installation information.

See pages 104 and 105.



ZEU365BWG 36" White, Digital Cooktop. Five burners, seven cooking combinations.



ZEU304BWG 30" White, Digital Cooktop. Four burners, six cooking combinations.



ZEU365ABG 36" Black, Digital Cooktop. Five burners, seven cooking combinations.



ZEU304ABG 30" Black, Digital Cooktop. Four burners, six cooking combinations.

General Features

Digital controls. Intuitively designed graphics are logically clustered in one corner of the cooktop. Sensors react to the touch of your fingertip on the glass to activate burner control. Ribbon elements respond rapidly.

Simmer capability. Each element delivers heat over its entire surface and has the lowest simmer capability available.

Bridge burner. Bridge connector element joins two 7" burners to create an elongated surface practical for larger pans. Or operate the 7" burners independently.

Lock-out setting. For safety, the cooktop controls can be electronically locked into a non-operational mode.

Ease of care. Ceramic glass with smooth edges, trimless design and no knobs provides a surface that can be quickly sponged clean.

Installation options. Monogram 36" and 30" digital cooktops can be installed in an island, or in a countertop extending from the wall. The Monogram European-style hood is a graceful complement to these cooktops. They may also be installed with a telescopic downdraft vent (*see pages 60-61*), an ideal solution for island configurations.





Advanced technology under glass. The electric cooktop integrates beautifully into nearly any 36" space in your kitchen. The accompanying European-style hood ideally completes the picture. The black scratch-resistant ceramic cooktop shown here has seven burners, with knob controls mounted across the front panel.

People choose Monogram® electric cooktops for a number of very good reasons. You may long for the pleasure of cooking with precise temperature control and infinite heat settings. Perhaps you like the look of the countertop's sleek surface aligned with your countertops or want particularly the super cleanability of its nearly seamless design.

If you're a "hands-on" cook who likes the traditional feel of tangible controls, our electric cooktop with six burners may appeal to you. Its control knobs are mounted in the front across a stainless steel panel. The sturdy knobs give it a more commercial styling that may integrate with your design plans. This cooktop has a dual heating element that offers either a 6" or 8" burner ring, or both together.

Our cooktops with five burners offer smooth-shaped control knobs clustered in the center for ease of use.

Electric Cooktops



ZE676YSB 36" Black, Ribbon Cooktop. Six burners, eight cooking combinations.

The smooth plane of ceramic glass provides a pristine cooking surface. Circles accent the sleek surface, each marking the location of a burner element hidden beneath the glass. Control knobs rotate smoothly from low to high, with "infinite" settings in between. Two ribbon and halogen elements respond instantly.

Burners vary from 6" to 9" in diameter. The bridge burner links two 7" elements to form an elliptical zone, ideal for larger pans. Or use the 7" elements as separate units.

The capabilities of these cooktops are exceptional, and the performance is consistent. Yet, for all their versatility, these cooktops won't leave you with a tedious cleanup task when the creative cooking foray is over. The ceramic glass surface wipes clean with a cloth.

Features and installation information.

See pages 104 and 105.



ZE669AWW 36" White, Halogen and Ribbon Cooktop.
Five burners, six cooking combinations.



ZE668ABB 36" Black, Halogen and Ribbon Cooktop.
Five burners, six cooking combinations.

General Features

Burner performance. Depending on the model, elements are ribbon (*ZE676*) or halogen/ribbon, ranging from 6" to 9" in diameter. An additional bridge burner connects two 7" burners to create a larger, exceptionally practical cooking area.

Ease of care. Ceramic glass surfaces can be quickly sponged clean.

Installation options. Monogram 36" electric cooktops can be installed in an island, or in a countertop extending from the wall. They do not require overhead ventilation, but, if desired, the Monogram European-style hood is a graceful complement to these cooktops. They may also be installed with a telescopic downdraft vent (*see pages 60-61*), an ideal solution for island configurations.





Gas Cooktops

Monogram® gas cooktops are an excellent choice if you prefer the cooking performance of gas. The simple sophistication of our gas cooktops blends beautifully with any architectural style or decorative theme. These cooktops are 36" wide and come with two ventilation options.

The updraft version can use overhead ventilation and pairs beautifully with Monogram's stainless steel hood. Or, if you prefer a more understated installation, the cooktop with an integrated downdraft vent is a good solution. The downdraft model installs nearly flush with the countertop, for a simple, stand-alone effect. The vent lowers discreetly out of sight when the cooktop is not in use.

Monogram gas cooktops are styled with an eye to European design. Configured in a unique series of arcs and semi-circular shapes, the burner grates form a bold, yet graceful pattern. The two grates at either side are connected by an oval bridge, creating a continuous, stable surface. This innovative feature allows you to slide pans from one burner to another, smoothly and surely, without lifting or risking a spill.

Cooktop flexibility is assured by five burners with an impressive range of cooking power: an intense 12,000-BTU burner for boiling and searing; a 5,000-BTU burner with gentle flame for low simmer; and three 9,500-BTU burners for a spectrum of moderate heat levels. Each burner has electronic pilotless ignition and a flame stability chamber. Your gas source can be either natural or liquid propane.

Features and installation information.

See pages 106 and 107.

Available summer, 2000.



Top. The retractable downdraft vent features variable speed controls and removable filters for easy cleaning.

Bottom. Notice how the control knobs are configured to match the arrangement of the burners.



ZGU365DWBWG 36" White, Gas Downdraft Cooktop



ZGU365DBBBG 36" Black, Gas Downdraft Cooktop

Integrated downdraft venting system. The powerful, retractable downdraft vent is integrated with the cooktop while the control knob is conveniently located among the burner knobs. The vent features variable speed controls and removable filters for easy cleaning.



ZGU3650WBWG 36" White, Gas Updraft Cooktop



ZGU3650BBBG 36" Black, Gas Updraft Cooktop

Updraft venting options. This cooktop can be used with an overhead hood (*see page 59*) or installed with an optional Monogram 36" telescopic downdraft vent (*see page 61*).

Minimal depth requirements. The updraft cooktop is only 3" deep, allowing installation above drawers and shelves without infringing upon storage space.

General Features

Installation versatility. Gas cooktops can be installed in a 36"-wide space in a countertop, island or peninsula, or in a 24"-deep countertop extending from a wall.

Front-mounted controls. Sturdy manual knobs are positioned to correspond logically with burner locations, allowing fast, precise control.

High-efficiency burners. Burners can be converted from natural gas to liquid propane operation. One burner offers a maximum output of 12,000 BTUs, three perform up to 9,500 BTUs and one provides 5,000 BTUs.

Sealed burners. With burner bowls sealed to the cooktop, spills remain on the surface and are easily wiped away.

Easy of care. The tempered glass surface sponges clean quickly.





Flexibility is the underlying theme with Monogram component cooktops. Create a custom cooking center that suits your individual style. Depending on personal preferences, cooktop components can be mixed and matched in a number of useful combinations.



Component Cooktops

Creativity, imagination, flexibility. If you agree these ingredients are essential to a successful chef, you may wish to consider Monogram® component cooktops.

Monogram's selection of modular cooktop components gives you maximum flexibility in designing your own personal cooking center. Choose from gas, grill or electric components, with a choice of left or right knob controls, as well as venting options.

Perhaps you want your primary cooking




ZEW176YSS
Downdraft Vent
Component

Downdraft vent.

A variable-speed control adjusts fan speed up to 500 CFM. This vent can be used with either the gas or the halogen and ribbon components.

Cleanability.

Porcelain-coated cast-iron grate covers the vent and cleans easily. The removable filter is washable.



ZGW124ENSS
Gas Component (controls on right)

ZGW125ENSS
Gas Component (controls on left)

Cooking power. Two gas burners are topped by a one-piece cast-iron grate finished in easily cleaned porcelain enamel. The front burner provides 6,000 BTUs, the rear 10,500 BTUs.

Electronic ignition. Pilotless burners reignite automatically should the flame be inadvertently extinguished.

Natural gas only. Not convertible to liquid propane gas operation.

Right or left controls. Choose left-hand or right-hand controls to suit various component system configurations.

surface to be electric. A gas component installed in another part of the kitchen, gives you dual fuel capability and makes a great auxiliary cooking source when you need it. Is there more than one chef in your household? Create a cooking component center just for him or her. What about a handy electric grill component for the guest house or vacation cottage? Monogram offers customizing options to let you follow your creative instincts.


The gas component's burners are responsive and reliable. Both burners are topped with a one-

piece cast-iron grate finished in porcelain enamel.

The grate on the electric grill is designed with a herringbone grid of porcelain-covered cast iron. It comes with or without a built-in downdraft vent. The grill grate cleans easily and the filter removes for washing. Grill components usually require either updraft or downdraft ventilation. The halogen/ribbon component pairs a 8" halogen element with a 6" ribbon element under a sleek glass surface.

Features and installation information.

See pages 108 to 111.



ZEW145VSS

Electric Halogen and Ribbon Component

Seamless design. One 8" halogen element and one 6" ribbon element are paired under a patterned glass surface that resists scratches and fingerprints and is simple to clean. The cooktop is recessed and sealed by a stainless steel surround that helps contain spills.

Cooking power. With 240 volts, the halogen element provides 1800 watts, and with 208 volts, it gives 1350 watts. The front element provides 1200 watts at 240 volts, 900 watts at 208 volts.



ZEW155NSS

Electric Grill Component

Cooking power. A herringbone grate of porcelainized cast-iron covers the electric grill element. The 1750-watt grill functions as a single element, or each half (*top or bottom*) can be controlled separately. Individual controls allow for seven heat settings.

Cleanability. Porcelain enamel coats the cast-iron grill grate which removes for cleaning.



ZEW166YSS

Electric Grill Component with Built-in Downdraft Vent

Cooking power. A herringbone grate of porcelainized cast-iron covers the electric grill element. The 2800-watt grill functions as a single element, or each half (*top or bottom*) can be controlled separately. Individual controls allow for seven heat settings.

Downdraft vent. The built-in vent starts automatically when the grill is turned on. A variable-speed control adjusts fan speed up to 500 CFM.

Cleanability. Porcelain enamel cast-iron grill grate removes for cleaning. Vent cover cleans easily. The removable filter is washable.



Hoods

Graceful, European styling combines with versatile performance in these stunning Monogram® hoods that provide efficient updraft ventilation above electric or gas cooktop surfaces. The elegant ventilation hood is another example of Monogram form following function, beautifully.

As a complement to Monogram cooktops, the distinctive lines of these stainless steel hoods make a unique statement in any kitchen design. This hood comes in models intended for two different installations. The wall-mounted version pairs with counter configurations, creating an aesthetically coordinated cooking center. The island model is finished on all sides and installs above your island or peninsula cooktop.

Suspended over the cooktop, the Monogram hood draws vapors and cooking by-products away from the cooking surface. A four-speed fan delivers a maximum venting power of 360 cubic feet a minute. A timer lets you set the fan to turn off automatically. Ventilation filters are removable, washable and dishwasher safe. An indicator light signals when the filter needs cleaning.

These Monogram hoods are also a versatile light source for any occasion. Four halogen lights provide a range of lighting intensities, from a bright light for active cooking tasks, to a glow that creates the tone for entertaining, to the lowest level night light.

Features and installation information.

See pages 112 and 113.



Top. Designed for ease of operation, the Monogram hood features front-mounted buttons and a simple digital icon display that indicates fan speeds or timed shutoff. A stainless steel utensil rack along each side is a convenient place to hang cooking implements while you prepare meals.

Bottom. The wall-mounted model above an electric cooktop makes a coordinated architectural impression.



ZV850SB 36" Stainless Steel, Island Hood
(Finished on all sides.)



ZV750SY 36" Stainless Steel, Wall-Mounted Hood
(Finished on three sides only.)

General Features

360 CFM fan. The four-speed fan blower operates at a maximum venting power of 360 cubic feet per minute.

Timer. The fan can be set for automatic shutoff after 5, 10, or 20 minutes of operation.

Removable filters. During ventilation, three filters trap airborne grease particles. The filters are removable, washable, and dishwasher-safe. An indicator light signals when the filter needs cleaning.

Halogen lighting. Four halogen lights illuminate the cooking surface. Discreet, push-button controls allow halogen lighting to be set at six levels of intensity, including a low light/night light setting.





Telescopic Downdraft Systems

A cooktop installed in an island or peninsula configuration occupies a prominent position in your kitchen. Simmering pots, spattering stir-fry, steam and vapors from soups and sauces are out in the open when you use an island cooktop.

That's why proper ventilation can be important, especially when preparing certain kinds of high-heat dishes. A ventilation system helps draw away steam, food odors and other by-products resulting from all your creative cooking endeavors.

The telescopic downdraft ventilation system is an efficient, yet unobtrusive, venting option for 36" and 30" gas or electric cooktops installed in an island or peninsula. Attached at the rear of the cooktop, the vent moves up and down in a "telescoping" action as needed when you cook.

Press the separate, remote switch and the sleek, stainless steel venting grill rises to a height of 8-1/2" above the cooktop, then, when you are finished cooking, retracts to a position nearly flush with the cooktop. The mere 1/4" height of the trim that covers the vent can be ordered in black, white or stainless steel to match the finish on your cooktop.

The unit has a powerful variable speed fan, with a slide control. The body of the vent is fashioned with durable stainless steel, which is easy to clean. The two filters are also easy to remove, clean and slide back into place.

To reduce noise in the kitchen, Monogram offers a kit for remote blower placement for either outdoor or indoor installation.

Features and installation information.

See pages 112 and 113.



Top. Where do you put the vent for an island or peninsula cooking center? Monogram places it discreetly behind the cooktop, where it's almost invisible. The Monogram downdraft vent system "telescopes" 8-1/2" above the cooktop when you cook.

Bottom. It retracts to a position nearly flush with the cooktop. Now you see it, now you don't.



ZVB36SBSS 36" Stainless Steel, Telescopic Downdraft Vent



ZVB30SBSS 30" Stainless Steel, Telescopic Downdraft Vent



ZVB36WBWW 36" White, Telescopic Downdraft Vent



ZVB30WBWW 30" White, Telescopic Downdraft Vent



ZVB36BBBB 36" Black, Telescopic Downdraft Vent



ZVB30BBBB 30" Black, Telescopic Downdraft Vent

General Features

Powerful ventilation. A 3-1/4" by 10" rectangular duct and a durable, stainless steel vent efficiently remove steam and the by-products of cooking. To reduce noise in the kitchen, Monogram offers the option of remote blower placement, with your choice of kit for outdoor or indoor installations.

500 CFM fan. The variable-speed fan blower operates at a maximum venting power of 500 cubic feet per minute. A slide knob controls the fan, which draws steam, heat and grease particles away from the cooking surface into the filters and through the vent system.

Removable filters. During ventilation, two baffle-type filters trap airborne grease particles. Both filters are easily removable and dishwasher safe.





Built-In Oven with Advantium Speedcook technology

Imagine the luxury of home-cooked Peking duck in less time than it takes to go out and buy this gourmet carry-out. Or the convenience of succulent garlic shrimp cooked in three minutes with the push of a button. This is the extraordinary capability of Speedcook technology.

The Monogram® Built-in Oven with Advantium™ Speedcook technology bakes, broils, roasts and even grills traditional oven dishes—in an average of one-fourth the time it takes in a conventional oven.

Never was advanced technology so beautifully shaped into elegant design as in this new oven with its dominant horizontal lines set off by simple graphics and the tubular handle of its pull-down door.

The Monogram® Built-in Oven with Advantium Speedcook technology cooks by means of a dramatically different technology. Harnessing the power of light, the oven cooks the outside of foods much like conventional radiant heat, but also penetrates the surface so the inside cooks at the same time. For certain foods a “microwave boost” is added. As a result, foods cook evenly and rapidly, while retaining their delicious natural juices, textures and tastes.



The oven is easy to use and clean. We've also made installation a simple process. The built-in oven configuration lets it go wherever you like as a complement to the single oven, over the essential Monogram warming drawer, or all by itself as its own Speedcooking center.

Features and installation information.

See pages 114 and 115.

Available fall, 2000.



The Monogram built-in oven with Advantium Speedcook technology creates a new cooking genre among premium kitchen appliances. The oven is preprogrammed with a variety of appealing dishes. You can also create and program your own recipes.



Compare cooking times with a conventional oven

Food	Advantium	Conventional
Mushrooms stuffed with spinach	5 minutes	15 minutes
Chicken bites, tarragon-mustard sauce	5 minutes	20 minutes
Steak au poivre	7 minutes	15 minutes
Cornish hens Provençale	13 minutes	60 minutes
Leg of lamb, caper-wine sauce	40 minutes	105 minutes
Chicken breasts with feta-basil filling	14 minutes	35 minutes
Scalloped oysters	11 minutes	25 minutes
Classic lasagna	17 minutes	35 minutes
Vegetable frittata	13 minutes	25 minutes
Apricot-almond scones	5 minutes	10 minutes



ZSC2001CSS Stainless Steel,
Built-In Oven with Advantium
Speedcook technology



ZSC2000CWW White,
Built-In Oven with Advantium
Speedcook technology



ZSC2000CBB Black,
Built-In Oven with Advantium
Speedcook technology

General Features

Oven-quality food. Monogram Advantium bakes, broils, roasts and even grills traditional oven dishes to delectable perfection. Foods cook evenly and rapidly, sealing in natural juices, textures and tastes.

Speedcooking technology. Using dramatically different cooking technology, the oven harnesses the power of light to cook the outside of foods much like conventional heat. At the same time the heat penetrates the food surface, cooking the inside.

Remarkable speed. Oven-quality foods cook in an average of one-fourth the time it takes in a conventional oven. Some foods cook up to eight times faster than a conventional oven, with no preheating required.

Ease of use. Turn the selection dial to the recipe you want, then press. Help and Demo programs guide you through the simple process of choosing either a preprogrammed recipe, or customizing your own.

Integrated styling. The overall look is sleek. The oven's bold, horizontal lines are set off by simple graphics and tubular handle on the pull-down door.

Installation versatility. The built-in configuration allows it go wherever you like—over the essential Monogram warming drawer, as a complement to the Monogram single oven, or by itself as its own Speedcooking center.





Built-In Wall Ovens with European Design

You can expect to find consistent, exceptional cooking performance inside any Monogram® convection oven. On the outside, however, you have a choice of two distinctly different oven styles: European styling or traditional American design.

The stunning European-design oven has a tubular handle, durable pull-down door, ergonomic knobs and an intuitive control panel. With its large viewing window, the overall appearance is grand scale and sleek. The European wall oven design in stainless steel on black features a bold, full-width black glass panel across the window. Other wall oven choices include handsome stainless steel, white and black. Whichever color you choose, the double oven installation makes an emphatic design statement.

Each 30" convection oven delivers 3000 watts for broiling and 2500 watts for baking. There are four adjustable racks, including the convection floor rack, especially designed to facilitate convection cooking of a wide variety of foods.

Convection cooking has long been considered superior by chefs and professional bakers. GE Monogram ovens provide "true convection" heating, with a third element surrounding the convection fan in the back wall of the oven. The moving air allows heat to penetrate foods faster. In culinary terms, this translates to beautifully browned roasts that cook evenly, at lower temperatures and in less time. Baked breads maintain their delicate texture, while crisping on top to golden perfection.

GE Monogram ovens perform superbly at all points in the heat spectrum—including lower temperatures. The proof setting, for example, keeps the oven just warm enough for proofing breads and other baked items.

Features and installation information.

See pages 116 and 117.

Available fall, 2000.



If your kitchen includes Monogram professional cooking products or the new Monogram Built-In Oven with Advantium Speedcook technology, these double or single wall ovens will coordinate beautifully with them.



ZET857SBSS 30" Stainless Steel, Double Convection Oven



ZET857DBSB 30" Stainless Steel on Black, Double Convection Oven



ZET857WBWW 30" White, Double Convection Oven



ZET857BBBB 30" Black, Double Convection Oven



ZET837SBSS 30" Stainless Steel, Single Convection Oven



ZET837DBSB 30" Stainless Steel, on Black Single Convection Oven



ZET837WBWW 30" White, Single Convection Oven



ZET837BBBB 30" Black, Single Convection Oven

General Features

True convection. A dedicated third heating element in the back wall combines with the convection fan to provide even heat and a consistent temperature throughout the oven. The advantages provided are more even browning and the ability to bake or roast on multiple racks simultaneously, saving time and energy.

Convection racks. The floor rack works in combination with the conventional oven rack, for convection cooking on four levels. Create multiple racks of quiches, appetizers and cookies, or use the convection floor rack alone for foods requiring additional cooking space such as large roasts or turkeys. Also included is a convection roasting rack that provides proper air circulation for excellent convection roasting performance.

2500-watt baking. Following European tradition, the 2500-watt bake element is concealed beneath the oven floor, simplifying ash removal after the self-clean cycle. A preheat light signals proper oven temperature.

3000-watt broiling. Three elements combine to form a powerful 3000-watt, 12-pass broiler system that provides exceptionally even heating. A reflector above the system directs heat downward, enhancing broiler performance.



Built-In Wall Ovens with Traditional American Design

With Monogram® convection ovens, you have a choice of two distinctly different styles: European styling or traditional American design.

The traditional American design convection oven is styled with an integrated, contemporary look, featuring electronic controls for access to an array of convenience functions.

The frameless glass oven door and simply designed controls reinforce an overall appearance of technological sophistication.

These high-performance ovens come in 30" and 27" widths. If you are planning to remodel, our 27" oven can fit your plans (and your existing cabinetry) exactly, offering sleek styling and advanced cooking capabilities in one attractive unit.

Both the 30" and 27" ovens, double and single models, deliver convection cooking by means of a dedicated third heating element located in the back wall. A fan circulates heated air. Known to professional chefs as "true convection," this process helps to produce the uniform, sumptuous baking and roasting results for which convection cooking is renowned. Convection cooking also saves time and allows you to cook at lower temperatures.

The 30" traditional design ovens are equipped with a 4000-watt, six-pass broiling system, ideal for rapid searing and 2585-watt baking capability. The 27" model has a 3400-watt broiler and a 2000-watt bake element.

The American-design double ovens fit nearly flush with standard depth cabinets. Only the doors and control panels break the plane. The single oven offers the same smooth installation and can also be installed under a countertop.

Features and installation information.

See pages 118 and 119.



American-designed convection wall ovens bring style and extraordinary cooking convenience to your kitchen. The 30" models shown here offer large viewing windows for monitoring your artistic "work in progress" inside.



ZET757WAWW 30" White,
Double Convection Oven



ZET757BABB 30" Black,
Double Convection Oven



ZEK757WAWW 27" White,
Double Convection Oven



ZEK757BABB 27" Black,
Double Convection Oven



ZET737WAWW 30" White,
Single Convection Oven



ZET737BABB 30" Black,
Single Convection Oven



ZEK737WAWW 27" White,
Single Convection Oven



ZEK737BABB 27" Black,
Single Convection Oven

General Features

True convection. A third heating element in the back wall surrounds the fan, effectively circulating heated air. The advantages are more even browning and the ability to bake or roast on multiple racks simultaneously, saving time and energy.

4000-watt broiling (30" ovens only). The 4000-watt broil element is ideal for the rapid searing of meats. The six-pass element provides consistent, even heat for uniform cooking.

2585-watt baking (30" ovens only). The 2585-watt bake element is concealed for a smooth surface, simplifying ash removal after the self-clean cycle.

Electronic controls. Controls activated by a gentle touch select the desired cooking function: convection bake or roast, variable broil, 24-hour delay bake, timed cook, or warm mode (*ideal for proofing*).

Convection conversion. Automatically reduces time or temperature settings from conventional recipes to appropriate levels for convection cooking.



Warming Drawers

Our versatile warming drawers are Monogram's newest necessity for the true cook's kitchen. The warming drawer is such a sensible idea you'll wonder how you got along without it.

If you've never had one of your specially prepared meals fall victim to a guest's late arrival, you're within a rare and fortunate group. Monogram® cannot prevent latecomers at your dinner party, but our warming drawers can help keep your just-cooked dishes at or near perfect temperatures while you're waiting.

The controls allow you to keep foods steaming hot (such as fresh baked bread) or maintain moisture (for example, a saucy casserole that shouldn't dry out). There's also an optional set of five covered pans, in different sizes, allowing you to customize the drawer to meet the exact needs of different meals.

The GE Monogram warming drawer can be installed almost anywhere: under a cooktop, under a wall oven, in your kitchen island, or beneath the new built-in Advantium™ oven, for the ultimate "New Age" cooking center. You may wish to consider two warming drawers, so there's enough room to keep everything warm, from *hors d'oeuvres* to entrees and sauces, to dinner plates waiting and ready when you are.

The warming drawer is available in widths of either 30 or 27 inches. The exterior finishes and design match the rest of the Monogram Collection™, including stainless steel, white, or black. There's also a trim kit for adding custom panels to coordinate with your cabinetry or wall treatment.

Features and installation information.

See pages 120 and 121.



Top. Monogram warming drawers are approved for use with all Monogram wall ovens, built-in microwave ovens and Advantium ovens.

Bottom. Personalizing is an option. Custom panels may be added to the warming drawers with a trim kit. The drawer's half rack is a great convenience, and the infinite temperature settings include a proofing mode for bread dough.



ZTD910SBSS 30" Stainless Steel, Warming Drawer



ZKD910SBSS 27" Stainless Steel, Warming Drawer



ZTD910WBWW 30" White, Warming Drawer



ZKD910WBWW 27" White, Warming Drawer



ZTD910BBBB 30" Black, Warming Drawer



ZKD910BBBB 27" Black, Warming Drawer

General Features

Temperature settings. A range of temperature settings offers you expanded flexibility. From a “proof” setting (*approximately 75°*), ideal for dough to rise properly, to a “high” setting (*approximately 230°*), perfect for warming plates.

Humidity control. An accurate humidity control keeps foods crisp, or maintains moisture. Simply open or close the vent.

Practical details. The half rack’s design not only distributes heat evenly, but also provides fifty percent more surface area for stacking plates and food.

Accessibility. A full extension drawer allows better access, and it’s removable for easy cleanup.

Installation versatility. All 30" and 27" Monogram warming drawers are UL listed for use with Monogram wall ovens and cooktops. (*The ZEU304 cooktop is compatible only with the 27" warming drawer model.*)



JXPN1 Five-Pan Accessory Set with Covers

Five-pan accessory set. A set of five covered pans can be ordered, allowing a choice of sizes—one for virtually any size meal: one large 14-quart pan; two medium 6-quart pans; and two small 3-quart pans.



Microwave Ovens

Vital, versatile, convenient. How did we ever get along without microwave ovens? Whether you're convection-browning appetizers for unexpected guests, warming chicken curry for a late-night supper, or heating the low-fat frozen entree that keeps you on your diet, Monogram® microwave ovens are there when you need them.

Our microwave ovens create a smooth, built-in appearance wherever they go. The handsome 1.0 cubic foot built-in microwave/convection oven combines the speed of microwaves with the browning capabilities of a convection oven. It offers three ways to cook: microwave, convection, or both at the same time. The convenient drop-down door allows easy accessibility.

The larger-capacity 1.6 cubic foot microwave oven comes with a free-standing rack that accommodates multiple dishes at once. A helpful microwave scrolling display prompts you through what to do and when. The oven can be built in or placed on the countertop.

For smaller kitchen spaces and throughout the home, Monogram's compact .9 cubic foot microwaves are ideal. You still have ten power levels, and they build-in beautifully. Put them

below
bedroom
bookshelves,
or in family
entertainment
areas, in the
pool house,
or anywhere
people enjoy
a speedy
snack.



Features and installation information.

See pages 122 and 123.



Top. The built-in microwave oven slides gracefully into a wall, either alone or paired with a 27" single oven. Side trim pieces are also included to allow installation above a 30" single oven.

Bottom. The 1.6 cubic foot stainless steel countertop microwave can be built in using an optional trim kit.

General Features

Sensor cooking. Monogram microwave ovens have a sensor cooking feature that takes the guesswork out of microwave cooking. An electronic sensor monitors the level of steam escaping and automatically adjusts cooking time for the type and quantity of food.



ZMC1095SB Stainless Steel, Built-In
Microwave/Convection Oven



ZMC1095WB White, Built-In
Microwave/Convection Oven



ZMC1095BB Black, Built-In
Microwave/Convection Oven

Convection/microwave cooking. The convection mode uses a separate heating element and fan built into the rear wall to circulate air. This process allows gorgeous browning and roasting. You can also convection-cook with the microwave function for faster results, or use the oven for microwaving only.

Cooking performance. Ten power levels and 800 watts provide full cooking performance.

Capacity. One cubic foot cavity offers ample cooking space. Removable wire rack adds cooking flexibility.

Three modes. The microwave/convection oven offers three ways to cook: microwave, convection, or a combination of both.



ZE1660SA Stainless Steel, Microwave Oven

Cooking performance. Ten power levels and 1000 watts deliver maximum cooking performance.

Capacity. The 1.6 cu. ft. cavity, together with a removable wire rack, provide maximum cooking space and flexibility.



ZEM200SY Stainless Steel,
Compact Microwave Oven



ZEM200WY White,
Compact Microwave Oven



ZEM200GY Black,
Compact Microwave Oven

Cooking performance. Ten power levels and 800 watts deliver great cooking performance.

Capacity. The compact .9 cubic foot microwave makes a great addition to the kitchen, home office, bedroom, entertainment areas, as well as the pool or guesthouse.

Installation flexibility. Can be built in, mounted under a cabinet, or placed on a countertop.



Refrigerators

Choosing a refrigerator can be a monumental decision. With so many beautiful possibilities, how do you decide? You might begin your selection process by considering some of the criteria that professional kitchen designers use. Thinking about how you live will guide you to the **size, configuration** and **design** of the Monogram® refrigerator that best suits your needs and preferences.

Size (Width of model)

Are you confined to a certain space for refrigerators and freezers?

If, for example, a 36" refrigerator space is already established in your kitchen, Monogram offers a full selection of models in this size: side-by-side, bottom-freezer, all-refrigerator, all-freezer and free-standing. Monogram also offers 48" and 42" side-by-side refrigerators. You can also install two 36" units together, for a full 72" refrigeration system. Assuming cabinetry is standard depth, you'll be glad to know Monogram built-in refrigerators fit perfectly into the 24-3/4" depth.



72" Wide



48" Wide



42" Wide



36" Wide



Design appearance

Think about the details of your lifestyle.

Anywhere on the refrigerator decision path, you can stop and make the appearance choices of color and door panel type.

Color: Choose black or white for your dispenser. Wrapped stainless steel; black, white or stainless door panels are available from Monogram.

Design: Custom door panels and handles can be ordered from your cabinetmaker. See detailed information on customization for Monogram refrigerators on pages 128 and 129.

Configuration (Shape and design of interior storage)

What are your food and beverage consumption characteristics?


Would you like to see, as well as reach, foods at eye-level, with no bending or stooping? The Monogram bottom-freezer is an attractive choice. Do you regularly refrigerate large items such as pizza, casserole dishes, a turkey or two? If so, the refrigerator's shelf width and cavity size will be important. If you cook fresh foods and use a freezer mostly for ice, you might consider the new Monogram All-Refrigerator in the kitchen, with an icemaker nearby. The All-Freezer would work well in a pantry or other area.




Side-by-Side



Bottom-Freezer



All-Freezer



All-Refrigerator



1/4"-thick custom panels



3/4"-thick custom panels and handles



3/4"-thick custom panels and handles



3/4"-thick custom panels, handles and dispenser collar



Refrigerator Interior Design

Details. Details. Details. That's what you'll discover inside every Monogram® refrigerator. Attention to detail. Things like thoughtful design, adjustable storage configuration and lots of intuitive convenience features that make life easier. You'll also find our attention to fine craftsmanship everywhere you look—every drawer you open, every bin you close. Intelligently designed, meticulously manufactured, a Monogram refrigerator makes food preservation both art and science.

General Features

Independent temperature control. The freezer and refrigeration compartments have dedicated, independent controls allowing precise temperature settings.

Storage capacity. Roomy? Yes, because most Monogram refrigerators have the largest capacity available among comparable refrigerators.

Illuminated interior. Rear lighting in both the freezer and refrigerator compartments makes everything easily visible.

General Freezer Features

GE SmartWater™ filtration. The exclusive GE SmartWater™ filtration process (on built-in, side-by-side models) delivers fresher-tasting water and crushed or cubed ice through your Monogram refrigerator dispenser, or to the built-in icemaker. Monogram cares about water quality as much as you do.

Freezer baskets. Opening easily on full-extension slides, two wire baskets provide abundant storage and accessibility.

General Refrigerator Features

Adjustable shelves and bins. Shelves have raised edges to help contain spills and simplify cleaning. Six bins—four adjustable door bins, and two for gallon-size containers—add important storage flexibility.

Vegetable, snack, dairy pans. Vegetable compartments with individual humidity controls, as well as sealed snack pans, glide open smoothly. *(All Monogram drawers, bins and baskets are made with world-class Accuride® slides for solid open/close operation.)* There's also a door storage dairy compartment that seals for longer freshness. *Accuride® is a registered trademark of Accuride International Incorporated.*

Note: Not all features available on all models.







48," 42" and 36" Built-In Side-By-Side Refrigerators

For all their attributes, Monogram® built-in side-by-side refrigerators are remarkably unassuming. Because they can be installed flush with the surfaces of surrounding cabinetry (standard depth of 24-3/4"), these refrigerators create an unobtrusive, understated effect.

Or, you can go for a more noticeable presence. The beauty of Monogram refrigeration is that it can express your personal design theme. You can make a bold statement, for example, with our fully wrapped stainless steel models. (See pages 82 and 83.) Or the refrigerator can integrate with your kitchen cabinetry through the use of custom panels.

Available in 48," 42" and 36" widths, these refrigerators accept 1/4" door panels in black or white Lexan® or stainless steel panels, all of which can be ordered from Monogram. Or you can choose to have 1/4" or 3/4" door panels custom-produced by your cabinetmaker. Even the grille above the doors accepts a custom or standard panel.

The full-length handles that come with the refrigerator convey a contemporary style. Or you may prefer the unique accent of custom handles, a personal touch you'll enjoy every time you open the doors.

These refrigerators are available with or without a dispenser, which delivers fresh-tasting filtered water and crushed or cubed ice. Offered exclusively by Monogram, these built-in side-by-side refrigerators now provide water filtration by GE SmartWater™.

Features and installation information.

See pages 124 and 125.



***Top.** Custom door panels, handles and more. There are so many ways to make a Monogram refrigerator an active part of your personal kitchen decor.*

***Bottom.** Inside you'll find an intelligently designed storage system. Spill-proof glass shelves, door bins for gallon-size containers and adjustable freezer baskets are some of the many insightful features you'll appreciate, day in and day out.*



ZIS48NC 48" Built-In 30.2 cu. ft.
Refrigerator without dispenser
(Shown with stainless steel door panels)

ZISW48DC 48" Built-In 30.1 cu. ft.
Refrigerator with white dispenser
(Shown with white door panels)

ZISB48DC 48" Built-In 30.1 cu. ft.
Refrigerator with black dispenser
(Shown with black door panels)

ZIS42NC 42" Built-In 25.8 cu. ft.
Refrigerator without dispenser
(Shown with stainless steel door panels)

ZISW42DC 42" Built-In 25.7 cu. ft.
Refrigerator with white dispenser
(Shown with white door panels)

ZISB42DC 42" Built-In 25.7 cu. ft.
Refrigerator with black dispenser
(Shown with black door panels)

ZIS36NC 36" Built-In 21.4 cu. ft.
Refrigerator without dispenser
(Shown with stainless steel door panels)

ZISW36DC 36" Built-In 21.3 cu. ft.
Refrigerator with white dispenser
(Shown with white door panels)

ZISB36DC 36" Built-In 21.3 cu. ft.
Refrigerator with black dispenser
(Shown with black door panels)

General Features

Customization. All Monogram built-in refrigerators require door and grille panels. Models shown above are displayed with 1/4" door panels available from your Monogram dealer (*White or black Lexan®, and stainless steel*). See pages 128 and 129 for detailed information on customizing with panels, kits and more.

GE SmartWater™ filtration. The exclusive GE SmartWater filtration process delivers fresher-tasting water and ice through your Monogram refrigerator dispenser, or to the built-in icemaker. Monogram cares about water quality as much as you do.

Storage capacity. Roomy? Yes, because it has the largest capacity available among comparable refrigerators.

Vegetable, snack, dairy pans. Vegetable compartments with individual humidity controls, as well as sealed snack pans, glide open smoothly. (*All Monogram drawers, bins and baskets are made with world-class Accuride® slides for solid open/close operation.*) There's also a door storage dairy compartment that seals for longer freshness. *Accuride® is a registered trademark of Accuride International Incorporated.*

Independent temperature control. The freezer and refrigeration compartments have dedicated, independent controls, allowing precise temperature settings.



36" Built-In Bottom-Freezer Refrigerator

In the GE Monogram® family of products, our bottom-freezer refrigerator is truly a “high-achiever” with multiple talents. Beneath its elegantly simple facade, the built-in bottom-freezer turns a standard 36" installation space into a paradigm of beauty and convenience.

The convenient configuration of Monogram’s bottom-freezer is increasingly popular. Here is the perfect choice for households with a fresh-food focus. The eye-level accessibility (and visibility) of the top compartment eliminates stooping and bending to reach lower shelves. Versatile storage options offer an array of features for preserving freshness, while letting you customize shelving to handle foods and containers of different sizes.

Open the fresh food section and enjoy a full view of everything inside. The dual rear lighting system casts even illumination over all the compartment, including the see-through storage bins. Shelves are spill-proof and allow total adjustability. Sealed snack pans on full-extension slides and vegetable bins with adjustable humidity help foods stay fresher.

On the bottom level, the substantial pull-out freezer drawer is thoughtfully designed for storage convenience and ease of use. Two full-width wire baskets extend fully for total accessibility. Baskets are slightly angled to facilitate smooth gliding in and out, even when stocked with heavy frozen items. And the automatic icemaker bin is on the top shelf, pulling out automatically when the drawer is opened.

Features and installation information.

See pages 126 and 127.



Top. Bottom-freezer models can be ordered with a left- or right-handed door swing. For households with high-volume cooking and entertaining, the ultimate bottom-freezer installation is two, together. (Doubly productive, twice as good looking.)

Bottom. During kitchen design planning, keep in mind that the refrigerator’s door is 36" wide and requires adequate “swing space” to open fully. All bottom-freezers (except stainless steel wrapped) require door panels, allowing a variety of design and color treatments.



ZIC36NARH 36" Built-In 20.8 cu. ft. Bottom-Freezer Refrigerator
(Right-handed door swing models shown with white and black panels)

ZIC36NALH 36" Built-In 20.8 cu. ft. Bottom-Freezer Refrigerator
(Left-handed door swing model shown with stainless steel panels)

General Features

Customization. All Monogram built-in refrigerators require door and grille panels. Models shown display 1/4" door panels available from your Monogram dealer (White or black Lexan®, and stainless steel). See pages 128 and 129 for detailed information on customizing with panels, kits and more.

Adjustable shelves and bins. Four split shelves move up or down for custom storage arrangement. Shelves have raised edges to help contain spills and simplify cleaning. Six door bins—four adjustable door bins, plus two for gallon-size containers—add important storage flexibility.

Vegetable, snack, dairy pans. Vegetable compartments with individual humidity controls, as well as sealed snack pans, glide open smoothly. (All Monogram drawers, bins and baskets are made with world-class Accuride® slides for solid open/close operation.) There's also a door storage dairy compartment that seals for longer freshness. Accuride® is a registered trademark of Accuride International Incorporated.

Freezer drawer. Opening easily on full-extension slides, the drawer provides two wire baskets for abundant storage and accessibility. The automatic icemaker bin is on the top shelf, pulling out automatically when the drawer is opened.

Left- or right-handed door swing. Door-swing preference must be specified when ordering. (Handles and hinges are not reversible.)





36" Built-In All-Freezer and All-Refrigerator

The Monogram® 36" Built-In All-Refrigerator and 36" Built-In All-Freezer open new doors on refrigeration and frozen food storage. These models let you dramatically increase food and beverage storage options wherever you need them—whether it's in the kitchen or pantry, or in auxiliary living areas for recreation and entertainment.

Installed in the kitchen alongside one another and flush with cabinets, the stainless steel wrapped version of these new Monogram appliances makes a stunning statement. Or, choose the models that accept custom panels. Whichever style you select, these full-size, dedicated units offer Monogram's classic styling, with outstanding performance and convenience. Together they become the ultimate refrigeration system for the Monogram home.

According to the needs of your household, you may prefer to keep the All-Refrigerator close at hand in the kitchen, while installing the All-Freezer in the pantry or near other food

preparation or microwave areas. If you entertain a good deal, the refrigeration unit makes an ideal way for catering professionals to store special ingredients, dishes and platters before your party guests arrive.

Features and installation information.

See pages 126 and 127.

Available fall, 2000.



Top. The combined facades of these two appliances give you a generous, 72-inch surface for custom panels.

Bottom. The All-Refrigerator and All-Freezer come with left-hand or right-hand door swing. The two-level lighting system makes everything instantly visible.



ZIF36NDLH 36" Built-In 21.9 cu. ft. All-Freezer, panels required
(Left-handed door swing models shown with white and stainless steel panels)

ZIF36NDRH 36" Built-In 21.9 cu. ft. All-Freezer, panels required
(Right-handed door swing model shown with black panels)

ZIR36NDRH 36" Built-In 21.9 cu. ft. All-Refrigerator, panels required
(Right-handed door swing models shown with white and black panels)

ZIR36NDLH 36" Built-In 21.9 cu. ft. All-Refrigerator, panels required
(Left-handed door swing model shown with stainless steel panels)

General All-Refrigerator and All-Freezer Features

Customization. All Monogram built-in refrigerators require door and grille panels. Models shown above display 1/4" door panels available from your Monogram dealer (White or black Lexan®, and stainless steel). See pages 128 and 129 for detailed information on customizing with panels, kits and more.

Left- or right-handed door swing. Door-swing preference must be specified when ordering. (Handles and hinges are not reversible.)

General All-Freezer Features

Built-In All-Freezer. The All-Freezer makes a wonderful addition to busy households, letting parents stock up on plenty of family favorites for months at a time. And you can freeze game or that catch from the weekend fishing trip. The All-Freezer also features an icemaker and slide-out baskets for full accessibility.

Adjustable shelves and bins. Five wire shelves move up and down for custom storage arrangement. Ten adjustable door bins, two for gallon-size containers, add important storage flexibility.

Specialized storage baskets. Eight pull-out wire baskets with clear view fronts, two with a lid, allow compartmentalized storage for different food types.

General All-Refrigerator Features

Built-In All-Refrigerator. Those who understand the connection between freshness and fine cuisine will appreciate the way Monogram's All-Refrigerator not only helps preserve, but also "presents" fresh fruits and vegetables.

Adjustable shelves and bins. Split shelves move up and down for custom storage arrangement. Shelves have raised edges to help contain spills and simplify cleaning. Six adjustable door bins, two for gallon-size containers, add important storage flexibility. There are also two door dairy compartments that seal for longer freshness.

Produce and snack pans. Vegetable compartments with individual humidity controls, as well as sealed snack pans, glide open smoothly. (All Monogram drawers, bins and baskets are made with world-class Accuride® slides for solid open/close operation.) Accuride® is a registered trademark of Accuride International Incorporated.





48," 42" and 36" Stainless Steel Wrapped Refrigerators

Solid, substantial, sophisticated—all with overtones of European styling. That's the effect of a Monogram® stainless steel wrapped refrigerator. All Monogram sizes and configurations are available in this sleek, signature finish that symbolizes the entire collection.

What are the design properties unique to stainless steel? Remarkably versatile as a design accent, stainless steel can be neutral, or insistent and bold. Its metallic sheen adds visual contrast to the softer surfaces in a kitchen. Elements such as textiles, woods, area rugs and window treatments seem to "bloom" when set off by the gleaming reflection of stainless steel. And its lustrous quality can complement natural earth tones, or interact dramatically with strong color themes.

Seamlessly finished at every edge and corner, Monogram stainless steel wrapped refrigerators create a sculptural impression. Look closely as you touch the finely shaped edges. You won't find exposed screws or rivets interrupting the smooth surface.



The heavy-gauge stainless steel extends completely around these refrigerators, beautifully finishing the door edges. Grasp the graceful tubular handles and feel an immediate sensation of stability and solid construction.

Features and installation information.

See pages 124 to 127.



Top. The tubular handles (standard issue) supply a satisfying full-length finish to this stunning 48" built-in side-by-side model.

Bottom. Smoothly wrapped on all sides, this free-standing refrigerator stands up beautifully next to exposed shelves, quietly complementing organic shapes and textures.



ZISS48DCSS 48" Built-In
30.1 cu. ft. Stainless Steel
Refrigerator with dispenser

ZISS48NCSS 48" Built-In
30.2 cu. ft. Stainless Steel
Refrigerator without
dispenser *(Not shown)*



ZISS42DCSS 42" Built-In
25.7 cu. ft. Stainless Steel
Refrigerator with dispenser

ZISS42NCSS 42" Built-In
25.8 cu. ft. Stainless Steel
Refrigerator without
dispenser *(Not shown)*



ZISS36DCSS 36" Built-In
21.3 cu. ft. Stainless Steel
Refrigerator with dispenser

ZISS36NCSS 36" Built-In
21.4 cu. ft. Stainless Steel
Refrigerator without
dispenser *(Not shown)*



ZFSB27DASS 36"
Free-Standing 26.6 cu. ft.
Stainless Steel Refrigerator
with dispenser



ZICS36NALH 36" Built-In
20.8 cu. ft. Bottom-Freezer
Stainless Steel Refrigerator
(Left-handed door model shown)

ZICS36NARH 36" Built-In
20.8 cu. ft. Bottom-Freezer
Stainless Steel Refrigerator
*(Right-handed door model,
not shown)*



ZIRS36NDLH 36" Built-In
21.9 cu. ft. Stainless Steel
All-Refrigerator
(Left-handed door model shown)

ZIRS36NDRH 36" Built-In
21.9 cu. ft. Stainless Steel
All-Refrigerator
*(Right-handed door model,
not shown)*



ZIFS36NDRH 36" Built-In
21.9 cu. ft. Stainless Steel
All-Freezer
(Right-handed door model shown)

ZIFS36NDLH 36" Built-In
21.9 cu. ft. Stainless Steel
All-Freezer
*(Left-handed door model,
not shown)*





Wine Chiller and Beverage Center

The proper storage of your wine is just as important as the preservation of your food. From the connoisseur with scores of vintage labels to the scrutinizing shopper who likes to stock up on occasional bargains, the Monogram® wine chiller is an ideal option for storing and displaying your wines.

The Monogram wine chiller has an adjustable thermostat for settings from the low 40s to mid 60s Fahrenheit. Seven full-width shelves store up to 50 wine or champagne bottles, holding them in a state of reclining composure. You can use the Monogram wine chiller for long-term wine storage (52°-55° F), or as a “staging” place for bringing wines to serving temperature. Red wines should be served at 60°-65°; white wines are consumed at 50°-55° F; champagne should be served at 40°-45° F.

The Monogram wine chiller maintains constant humidity. It also features a tinted glass door to protect wine from harmful ultraviolet light. Installed as either free-standing or built-in units, one or more chillers can serve as your very own wine cellar.

As a companion to the wine chiller, or on its own, the Monogram beverage center turns a small space into an appealing refreshment center. It is designed to accommodate all types of beverage containers, including cans, quart bottles and two-liter plastic bottles, as well as 14 reclining wine bottles.

Features and installation information.

See pages 130 and 131.



Top. Both the wine chiller and beverage center have soft interior lighting, handsome tubular handles and stainless steel trim around the glass door. Both offer you a choice between a white- or black-finished case and toekick.

Bottom. Since beverages should go where the people are, you can be creative and make versatile use of the beverage center throughout the house: bedrooms, guest rooms, entertainment centers, home office and, of course, the pool house or guest cottage.



ZDW24AWW Wine Chiller
with white case and toekick

ZDW24ABB Wine Chiller
with black case and toekick

Temperature control. Adjustable thermostat can be set between low 40s and mid-60s Fahrenheit.



ZDB24AWW Beverage Center
with white case and toekick

ZDB24ABB Beverage Center
with black case and toekick

Temperature control. The shelving configuration creates a range of temperatures to achieve the right level of cooling for different beverages. In the top portion, temperatures range from 33° to 39° Fahrenheit for keeping beverages cold. The temperature spans from 39° to 45° in the middle area and the bottom section features open wire wine racks for a temperature range of 44° to 52°.

General Features

Attractive display. The tinted glass door affords a full view of contents while protecting wine from harmful ultraviolet light. Soft interior lighting is controlled by an external switch, or automatically illuminates when door is opened.

Flexible installation. The free-standing wine chiller and beverage center may be built into cabinetry. The door swing is reversible.





Icemaker

The Monogram® icemaker makes a sleek, practical addition anywhere food and beverages are enjoyed. In the kitchen, den or wet bar, our 15" icemaker is a true perfectionist, producing up to 50 pounds of ice every day. The clear, commercial-quality ice cubes are a convenient 3/4" size, small enough to float freely in almost any size glass.

The Monogram icemaker knows when to make ice, and it knows when to stop, shutting off automatically when the 25-pound capacity bin is full. There will be plenty of ice, whether you're having a party, filling a cooler, or refreshing your glass of iced tea on a summer afternoon.

The simple design blends into any decor beautifully. Choose from white or black finishes or the smooth stainless steel model, with its tubular handle. Or you can make your own 3/4" custom door panel to match the icemaker with adjacent cabinetry. A reversible door swing adds more installation flexibility. Electronic controls let you easily run the clean cycle, or turn the unit off when you leave on vacation.

The Monogram icemaker operates with a simple gravity drain. If your installation location requires an integrated pump, an optional pump kit is available.

Features and installation information.

See pages 130 and 131.



Top. An attractive and valuable asset for party hosts and catering staffs, the icemaker produces up to 50 pounds of ice per day, and shuts off automatically.

Bottom. The Monogram icemaker has an easily accessible bin and an automatic interior light. Ice cubes are small, clear and there's an ample supply when you reach for them.



ZDIS15CSS Stainless Steel
Automatic Icemaker



ZDI15CWW White
Automatic Icemaker



ZDI15CBB Black
Automatic Icemaker

General Features

Commercial-quality ice. Using a fractional freezing process, water moves over a cold plate until it freezes. The remaining water is then discarded, resulting in clear ice cubes, with no fogging or frosting. Ice cubes are conveniently sized 3/4" x 3/4" x 3/8".

High production, large capacity. The icemaker produces up to 50 pounds of clear ice per day and automatically shuts off when the 25-pound-capacity bin is full.

Customization. The 15" icemaker door accepts a 3/4" custom panel to match with surrounding cabinetry. You can also add your own custom handle.

Drains easily. Operates with a gravity drain or an integrated pump, available as an optional pump kit (*ZPK1*).





Compactors

Paper, cardboard, cans, glass, plastic, garbage. Whether you throw it away or recycle, the Monogram® compactor lets you pack a lot of it into a small space. The compactor compresses trash to one-twelfth of its original volume. It can make any kind of waste disposal easier.

If you recycle, you can dedicate the compactor to specific containers, such as aluminum cans or plastic bottles. (Or, if circumstances warrant it, install additional compactors to keep ahead of waste build-up.) For situations with mostly paper waste, the Monogram compactor is a simple, clean method for consolidating paper products. Compacted bundles are more easily transported to recycling centers than cumbersome bags and cartons.

For disposing of garbage, the Monogram compactor makes a smart addition, especially in cosmopolitan settings (where garbage may be picked up only once a week). A compactor is also perfect for the space restriction of a boat or vacation cottage. In any place where space is at a premium, Monogram's compactor can be a real asset with trash maintenance.

Using the compactor is safe and simple. A removable key locks the compactor, turns on the motor, and assures that the drawer remains locked through operation.

Features and installation information.

See pages 130 and 131.



Top. A library or home office benefits from a compactor for paper waste. Shown here, custom door panels transform the unit into one that matches the wood cabinetry so closely it's almost invisible.

Bottom. Although it can exert up to 5,000 pounds of force, the GE Monogram compactor is, itself, remarkably compact and trim. Smaller than most compactors, it is a mere 12 inches wide. The stainless steel model is a sleek accent to kitchen cabinets and countertops.



ZCG3500DSS
Stainless Steel Compactor



ZCG3300VWW
White Compactor



ZCG3100VBB
Black Compactor

General Features

Customization. The standard black/white drawer panel is reversible. The drawer accepts 1/4" or 3/4" panels and also custom handles. See pages 130 and 131 for customization details.

Twelve-inch width. The slim design conserves space and permits attractive integration into kitchen decor or cabinetry of other rooms in the house.

Powerful pressure. Up to 5,000 pounds of compressive force reduces trash volume by 1/12 or 75 percent.

Versatile uses. An effective method of recycling or garbage disposal, the compactor makes all trash easier to transport.

Safe operation. A removable key locks the compactor, starts operation, and assures that the drawer remains locked during use.





Dishwashers with European Design

The plates are cleared, the pans are stacked, the party is over. What a relief to know there's an attractive friend standing by to help you clean up. The Monogram® European-design dishwasher rises to the occasion with intelligence, care and extremely skillful performance.

With a design unique to the marketplace, Monogram European-design dishwashers achieve high standards in appearance, quiet operation and cleaning capability. Installed flush with cabinetry, a full-length sweep is accomplished without the usual access panel at the bottom to interrupt the simple lines. The luxurious full-wrap of stainless steel extends the architectural impression around the molded edges for trimless elegance. Other models accept custom panels to match cabinetry. And inside is the lustrous, long-lasting stainless steel interior.

If ever there was a dishwasher meant to be seen and not heard, it is this one. The Monogram European-design dishwasher was designed from top to bottom with a systematic approach to achieving quiet operation. From the door, to the access panels, to the wash tub, to the motor. So when you're on the phone or talking to friends, this dishwasher will never be part of the conversation.

Dishwasher features include 19 cycle/options, a five-level wash system, an NSF certified sanitization option for exceptional cleaning, and versatile rack design, with upper and lower racks that adjust to accommodate different glassware, dishes and pans.

Features and installation information.

See pages 132 and 133.



***Top.** Doubly helpful, two dishwashers with custom panels, conveniently located on each side of the copper-aproned sink, make cleanup a pleasure after entertaining.*

***Bottom.** Inside the sleek stainless steel interior, flexible racks adjust to hold a variety of shapes, from baby bottles to bud vases, tea cups to tea kettles. The tub and door liner come with a full, lifetime warranty.*



ZBD5700FBB Black Dishwasher



ZBD5600DBB Black Dishwasher



ZBD5900FSS Stainless Steel Dishwasher



ZBD5700FWW White Dishwasher



ZBD5600DWW White Dishwasher

Custom panels. Both the black and white 5700 and 5600 series dishwashers accept 1/4" or 3/4" custom panels. See pages 132 and 133 for customization details.

General Features

Stainless steel inside. The 18:10 grade stainless steel interior maintains its sheen throughout years of use, resisting rust and stains. The tub and door liner come with a full lifetime warranty.

Exceptional performance. Five-level wash system sprays water over virtually every part of every dish, eliminating the need for pre-rinsing, soaking, scrubbing. Efficient dual pumps keep water continuously clean, reducing soil residue, water fills and wash time. A thermostatically controlled 1200-watt heating element raises wash and rinse water temperature and accelerates condensate drying to minimize spotting.

Sanitization option. This special cycle option delivers hot water at 171° Fahrenheit and reduces bacteria by 99.999%. Monogram is the only European-style dishwasher certified by NSF.

Versatile rack design. Durable nylon coating cushions dishes and glassware during wash action. Upper rack glides out and repositions easily for tall or short items. Flexible lower rack has adjustable, fold-down tines for different size dishes and cookware. Tines are "dog-legged" to accommodate American-design dishes, such as stoneware.

Extra-quiet operation. Heavy-duty insulation, bonded to the tub exterior, dampens sounds of the wash action. Insulation also lines the door. The induction motor is mounted on rubber, making operation quieter than most domestic dishwashers.



Dishwashers with Traditional American Design

There are times when the true beauty of advanced technology becomes crystal clear. The sparkling glassware, pots and pans from a Monogram® American-style dishwasher, demonstrate how beautifully this technology has replaced the task of “doing the dishes.”

The American-style dishwasher applies extraordinary cleaning power to any dishwashing challenge. In fact, if you have a large household or entertain frequently—or both, you may want to install two. (You can double the “cleanup detail” team, and in turn, may have the cooking impulse more often.)

The dishwasher uses a five-level wash system and three separate wash arms. Powerful water sprays hit every dish, including baked-on foods and stains. So, after your evening of cooking and entertaining, you’ll appreciate knowing there is no need to pre-rinse, scrub or soak dishes.

A special SaniWash cycle reduces virtually all bacteria found on dishes. This feature is ideal for sanitizing baby bottles and cutting boards, as well as glasses and dishes, and is certified by NSF.

What about dish loads that are not so dirty? Monogram dishwasher technology triumphs again with an electronic sensor that monitors soil levels on your dishes. “Sensing” the load’s wash requirements, it adjusts temperature, time and amount of water used in washing.

Monogram knows that you want dishwashing to be both out of sight and out of mind. In addition to their superior wash technology, these dishwashers have been specifically designed to deliver remarkably quiet operation.

Features and installation information.

See pages 132 and 133.



***Top.** Monogram American-style dishwashers install smoothly into a standard 24"-width space, blending with any kitchen design. They're available in a choice of colors, including stainless steel, or you can order custom panels to match cabinetry.*

***Bottom.** Flexible rack design offers a generous upper rack with fold-down tines and a shelf for stemware, and a lower rack with fold-down tines that holds a variety of sizes and shapes.*



ZBD4500DSS Stainless Steel Dishwasher



ZBD4200DWW White Dishwasher



ZBD4200DBB Black Dishwasher

General Features

Custom panels. The 4200 series dishwashers accept 1/4" or 3/4" custom panels. See pages 132 and 133 for customization details.

Advanced wash system. A five-level wash system shoots water in five directions, and uses three individual wash arms to deliver powerful sprays to every dish. One-hundred-percent triple filtration system passes water through three filters to remove food particles. The hard food disposer grinds and pulverizes food particles and a dual pump system helps remove all food residue.

SaniWash cycle. This cycle reduces 99.999% of bacteria found on dishes, silverware, even baby bottles. It is NSF certified.

Technological ingenuity. Water volume and temperature are adjusted to suit from heavily to lightly soiled dish loads. An electronic sensor monitors the soil level and adjusts temperature, time and amount of water for an efficient clean wash.

Quiet operation. Special engineering and two types of insulation reduce noise and eliminate the need for vents at the toe/kick level. Sound reduction has been integrally designed into mechanical components.

Durable interior. PermaTuf® tub and door liners are engineered to remain stain-free and last for years. It comes with a lifetime warranty.





planning guide

dimensions, specifications, and installation information



Creating and personalizing your kitchen is a process that begins in the imagination, progresses to plans on paper, and culminates in the realization of your dream.

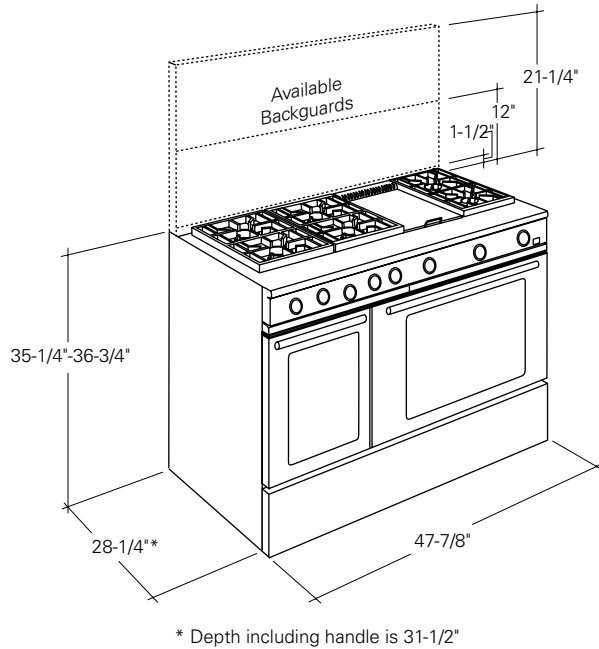
As you prepare to make your concepts a reality, the information that follows can serve as a guide. The dimensions, specifications, and installation information provided here are meant to assist you in selecting the GE Monogram products that best suit your plans and preferences.

You may call GE QuickSpecs, 800.432.3729, to request dimensions and specifications on any Monogram appliance, and have the data transmitted, within minutes, to the fax number you provide. For technical assistance and answers to your questions about GE Monogram appliances, call the GE Answer Center® 800.626.2000 anytime. For more information on the Monogram Collection™ we invite you to visit our website at www.monogram.com.

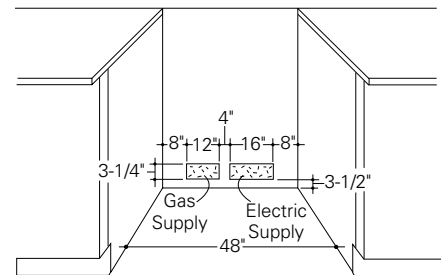
48" Professional Ranges

**ZDP48N4GWSS, ZDP48L4GWSS, ZDP48N6RWSS, ZDP48L6RWSS,
ZDP48N6DWSS and ZDP48L6DWSS 48" Professional Ranges**

Note: Reference pub. no. 49-8814-1, GE Monogram Professional Range Installation Instructions, for complete details.



Available backguards (must be ordered with range).
 ZX1B48WSS 1-1/2" trim piece*
 ZX12B48WSS 12" backguard
 ZX22B48ASS 22" backguard with warming shelf
 *Must maintain a 12" clearance between the rear of the cooking surface and a combustible vertical surface.



48" Professional Ranges

		ZDP48N4GWSS ZDP48L4GWSS	ZDP48N6RWSS ZDP48L6RWSS	ZDP48N6DWSS ZDP48L6DWSS
Description				
		48" Range with 4 Burners, Grill and Griddle	48" Range with 6 Burners and Grill	48" Range with 6 Burners and Griddle
Oven Performance				
Capacity (cu. ft.)	Main Oven	4.3	4.3	4.3
	Companion Oven	2.0	2.0	2.0
Interior	Main Oven	Convection	Convection	Convection
	Companion Oven	Thermal	Thermal	Thermal
Bake Element	Main Oven	10-Pass	10-Pass	10-Pass
	Companion Oven	4-Pass	4-Pass	4-Pass
Broil Element	Main Oven	8-Pass	8-Pass	8-Pass
	Companion Oven	6-Pass	6-Pass	6-Pass
Cooktop Performance				
15,000/500-BTU Dual-Ring Gas Burners		4	6	6
Electronic Ignition w/Auto. Reignition		•	•	•
Cast-Iron, Porcelainized Burner Grates		•	•	•
Thermostatically-Controlled 18,000-BTU Griddle		•		•
18,000-BTU Grill		•	•	
Oven Convenience				
Interior	Main Oven	Self-Clean	Self-Clean	Self-Clean
	Companion Oven	Standard Clean	Standard Clean	Standard Clean
5-Hour Cleaning Time		Main Oven	Main Oven	Main Oven
Rack Positions	Main Oven	3	3	3
	Companion Oven	3	3	3
Removable Racks	Main Oven	3	3	3
	Companion Oven	2	2	2
Broil Pans		2	2	2
Interior Oven Lights	Main Oven	2	2	2
	Companion Oven	1	1	1
Cooktop Convenience				
Two-Piece Reversible Grill Grate		•	•	
Stainless Steel, Slide-Out Drip Trays		2	2	2
Removable Drip Tray Liners		(2) Beneath Grill and Griddle	(1) Beneath Grill	(1) Beneath Griddle
Optional Wok Accessory		ZXWK22Y	ZXWK22Y	ZXWK22Y
Appearance				
Color Appearance		Stainless Steel	Stainless Steel	Stainless Steel
Stainless Steel Grill/Griddle Covers		2	1	1
General Features				
Fuel Configuration	Oven	Electric	Electric	Electric
	Cooktop*	Natural Gas LP Gas	Natural Gas LP Gas	Natural Gas LP Gas
Interior Dimensions (WxHxD in inches)	Main Oven	27-3/4 x 14-1/4 x 18-1/2	27-3/4 x 14-1/4 x 18-1/2	27-3/4 x 14-1/4 x 18-1/2
	Companion Oven	12 x 14-1/4 x 20-1/2	12 x 14-1/4 x 20-1/2	12 x 14-1/4 x 20-1/2
Overall Dimensions (WxHxD in inches)		47-7/8 x 35-1/4 – 36-3/4 x 28-1/4	47-7/8 x 35-1/4 – 36-3/4 x 28-1/4	47-7/8 x 35-1/4 – 36-3/4 x 28-1/4
Bake/Broil Wattage	Main Oven	5000/4000	5000/4000	5000/4000
	Companion Oven	2800/3600	2800/3600	2800/3600
120/240 Volt, 4-Wire		•	•	•
Amps @ 240VAC		48.3	48.3	48.3
Approx. Shipping Weight (lbs.)		602	595	600
Full Warranty**		1-Year	1-Year	1-Year
Additional Limited Burner Warranty**		4-Year	4-Year	4-Year

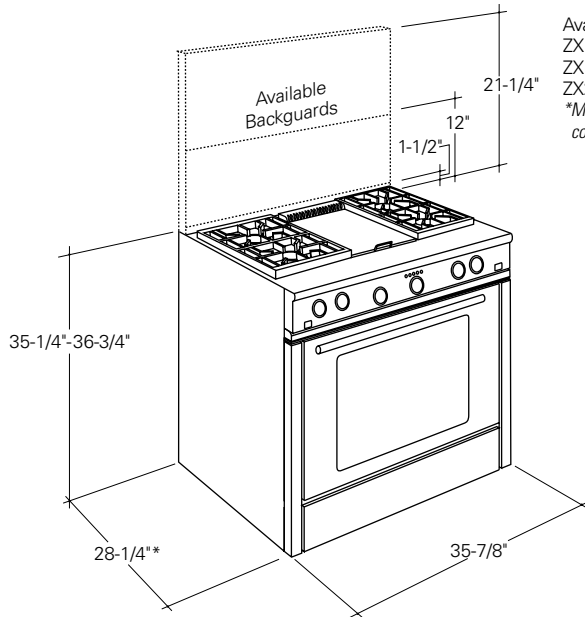
*Must specify Natural or LP Gas by model numbers.
**See written warranty for details.



36" and 30" Professional Ranges

ZDP36N6WSS, ZDP36L6WSS, ZDP36N4RWSS, ZDP36L4RWSS, ZDP36N4DWSS and ZDP36L4DWSS
36" Professional Ranges

Note: Reference pub. no. 49-8814-1, GE Monogram Professional Range Installation Instructions, for complete details.



**Depth including handle is 31-1/2".*

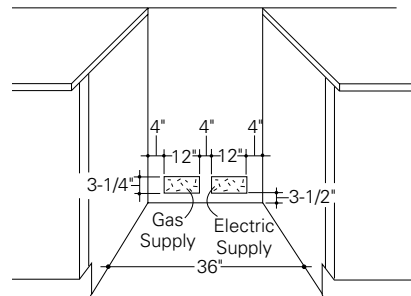
Available backguards (must be ordered with range).

ZX1B36WSS 1-1/2" trim piece*

ZX12B36WSS 12" backguard

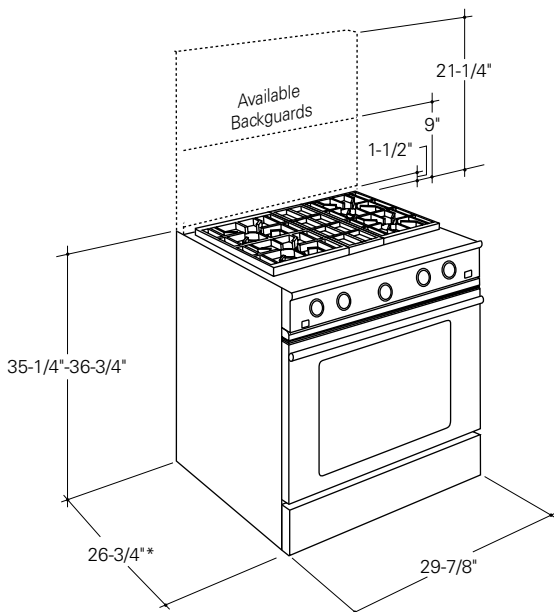
ZX22B36ASS 22" backguard with warming shelf

**Must maintain a 12" clearance between the rear of the cooking surface and a combustible vertical surface.*



ZDP30N4YSS and ZDP30L4YSS 30" Professional Ranges

Note: Reference pub. no. 49-8814-1 for GE Monogram Professional Range Installation Instructions, for complete details.



*Depth including handle is 29-1/4".

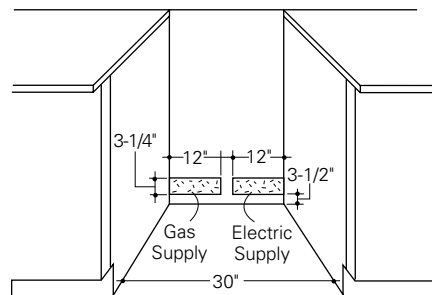
Available backguards (must be ordered with range).

ZX1B30YSS 1-1/2" trim piece*

ZX12B30YSS 9" backguard

ZX22B30ASS 22" backguard with warming shelf

**Must maintain a 12" clearance between the rear of the cooking surface and a combustible vertical surface.*



36" and 30" Professional Ranges

	ZDP36N6WSS ZDP36L6WSS	ZDP36N4RWSS ZDP36L4RWSS	ZDP36N4DWSS ZDP36L4DWSS	ZDP30N4YSS ZDP30L4YSS
Description				
	36" Range with 6 Burners	36" Range with 4 Burners and Grill	36" Range with 4 Burners and Griddle	30" Range with 4 Burners
Oven Performance				
Capacity (cu. ft.)	4.3	4.3	4.3	4.0
Interior	Convection	Convection	Convection	Convection
Bake Element	10-Pass	10-Pass	10-Pass	6-Pass
Broil Element	8-Pass	8-Pass	8-Pass	8-Pass
Cooktop Performance				
15,000/500-BTU Dual-Ring Gas Burners	6	4	4	4
Electronic Ignition w/Auto. Reignition	•	•	•	•
Cast-Iron, Porcelainized Burner Grates	•	•	•	•
Thermostatically-Controlled 18,000-BTU Griddle			•	
18,000-BTU Grill		•		
Oven Convenience				
Interior Oven	Self-Clean	Self-Clean	Self-Clean	Self-Clean
5-Hour Cleaning Time	•	•	•	•
Rack Positions	3	3	3	3
Removable Racks	3	3	3	3
Broil Pans	1	1	1	2
Interior Oven Lights	2	2	2	1
Cooktop Convenience				
Two-Piece Reversible Grill Grate		•		
Stainless Steel, Slide-Out Drip Trays	1	1	1	1
Removable Drip Tray Liners		(1) Beneath Grill	(1) Beneath Griddle	
Optional Wok Accessory	ZXWK22Y	ZXWK22Y	ZXWK22Y	ZXWK22Y
Appearance				
Color Appearance	Stainless Steel	Stainless Steel	Stainless Steel	Stainless Steel
Stainless Steel Grill/Griddle Covers		1	1	
General Feature				
Fuel Configuration	Oven	Electric	Electric	Electric
	Natural Gas LP Gas	Natural Gas LP Gas	Natural Gas LP Gas	Natural Gas LP Gas
Interior Dimensions (WxHxD in inches)	27-3/4 x 14-1/4 x 18-1/2	27-3/4 x 14-1/4 x 18-1/2	27-3/4 x 14-1/4 x 18-1/2	24 x 14 x 20-3/8
Overall Dimensions (WxHxD in inches)	35-7/8 x 35-1/4 – 36-3/4 x 28-1/4	35-7/8 x 35-1/4 – 36-3/4 x 28-1/4	35-7/8 x 35-1/4 – 36-3/4 x 28-1/4	29-7/8 x 35-1/4 – 36-3/4 x 26-3/4
Bake/Broil Wattage	5000/4000	5000/4000	5000/4000	3700/4000
120/240 Volt, 4-Wire	•	•	•	•
Amps @ 240VAC	29.2	29.2	29.2	19.9
Approx. Shipping Weight (lbs.)	415	415	415	396
Full Warranty**	1-Year	1-Year	1-Year	1-Year
Additional Limited Burner Warranty**	4-Year	4-Year	4-Year	4-Year

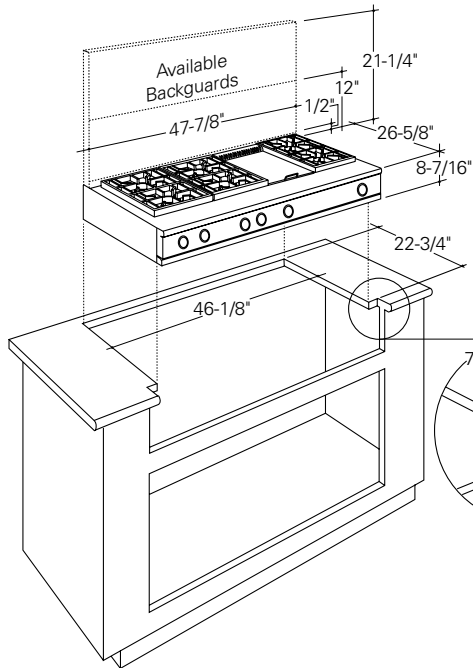
*Must specify Natural or
LP Gas by model numbers.
**See written warranty for details.



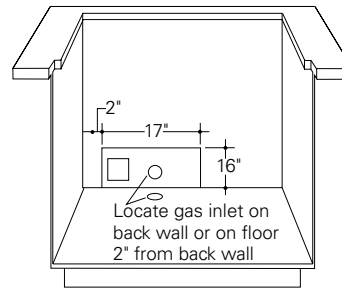
Professional Cooktops

ZGU48N4GWSS, ZGU48L4GWSS, ZGU48N6RWSS, ZGU48L6RWSS, ZGU48N6DWSS and ZGU48L6DWSS 48" Professional Cooktops

Note: Reference pub. no. 49-8812-1, GE Monogram Professional Cooktop Installation Instructions, for complete details.

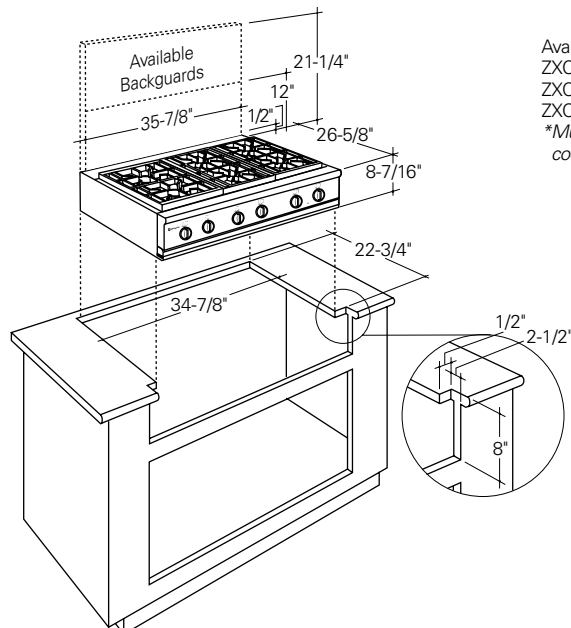


Available backguards (must be ordered with cooktop).
ZXC1B48BSS trim piece*
ZXC12B48VSS 12" backguard
ZXC22B48ASS 22" backguard with warming shelf
*Must maintain a 12" clearance between the rear of the cooking surface and a combustible vertical surface.

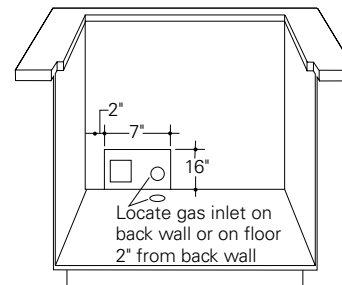


ZGU36N6YSS, ZGU36L6YSS, ZGU36N4RYSS, ZGU36L4RYSS, ZGU36N4DYSS and ZGU36L4DYSS 36" Professional Cooktops

Note: Reference pub. no. 49-8812-1, GE Monogram Professional Cooktop Installation Instructions, for complete details.



Available backguards (must be ordered with cooktop).
ZXC1B36BSS trim piece*
ZXC12B36YSS 12" backguard
ZXC22B36ASS 22" backguard with warming shelf
*Must maintain a 12" clearance between the rear of the cooking surface and a combustible vertical surface.



Professional Cooktops

	ZGU48N4GWSS ZGU48L4GWSS	ZGU48N6RWSS ZGU48L6RWSS	ZGU48N6DWSS ZGU48L6DWSS	ZGU36N6YSS ZGU36L6YSS	ZGU36N4RYSS ZGU36L4RYSS	ZGU36N4DYSS ZGU36L4DYSS
Description						
	48" Cooktop with 4 Burners, Grill and Griddle	48" Cooktop with 6 Burners and Grill	48" Cooktop with 6 Burners and Griddle	36" Cooktop with 6 Burners	36" Cooktop with 4 Burners and Grill	36" Cooktop with 4 Burners and Griddle
Performance						
15,000/500-BTU Dual-Ring Gas Burners	4	6	6	6	4	4
Electronic Ignition w/Auto. Reignition	•	•	•	•	•	•
Cast-Iron, Porcelainized Burner Grates	•	•	•	•	•	•
Thermostatically-Controlled 18,000-BTU Griddle	•		•			•
18,000-BTU Grill	•	•			•	
Convenience						
Two-Piece Reversible Grill Grate	•	•			•	
Stainless Steel, Slide-Out Drip Trays	2	2	2	1	1	1
Removable Drip Tray Liners	(2) Beneath Grill and Griddle	(1) Beneath Grill	(1) Beneath Griddle		(1) Beneath Grill	(1) Beneath Griddle
Optional Wok Accessory	ZXWK22Y	ZXWK22Y	ZXWK22Y	ZXWK22Y	ZXWK22Y	ZXWK22Y
Appearance						
Color Appearance	Stainless Steel	Stainless Steel	Stainless Steel	Stainless Steel	Stainless Steel	Stainless Steel
Stainless Steel Grill/Griddle Covers	2	1	1		1	1
General Features						
Fuel Configuration*	Natural Gas LP Gas	Natural Gas LP Gas	Natural Gas LP Gas	Natural Gas LP Gas	Natural Gas LP Gas	Natural Gas LP Gas
Overall Dimensions (WxHxD in inches)	47-7/8 x 8-7/16 x 26-5/8	47-7/8 x 8-7/16 x 26-5/8	47-7/8 x 8-7/16 x 26-5/8	35-7/8 x 8-7/16 x 26-5/8	35-7/8 x 8-7/16 x 26-5/8	35-7/8 x 8-7/16 x 26-5/8
120 Volt	•	•	•	•	•	•
Amps @ 120VAC	6.6	3.3	3.3	1.0	3.3	3.3
Approx. Shipping Weight (lbs.)	324	324	324	228	228	228
Full Warranty**	1-Year	1-Year	1-Year	1-Year	1-Year	1-Year
Additional Limited Burner Warranty**	4-Year	4-Year	4-Year	4-Year	4-Year	4-Year

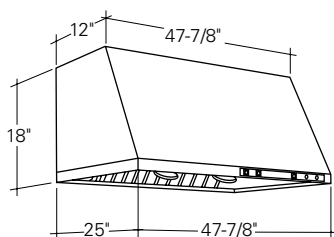
*Must specify Natural or
LP Gas by model numbers.
**See written warranty for details.



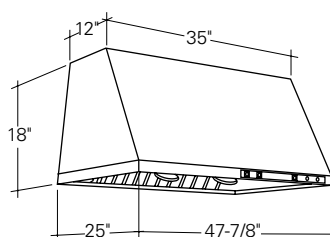
Professional Hoods

ZV891YSS, ZV890YSS, ZV881WSS and ZV880WSS 48" Hoods, ZV681YSS, ZV680YSS, ZV671WSS and ZV670WSS 36" Hoods, ZV371YSS and ZV370YSS 30" Hoods

Note: Reference pub. no. 49-8816-1, GE Monogram Professional Hood Installation Instructions, for complete details.

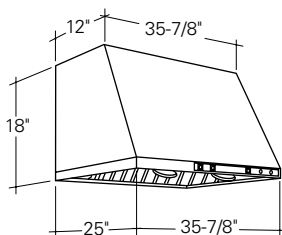


ZV891YSS, ZV890YSS*

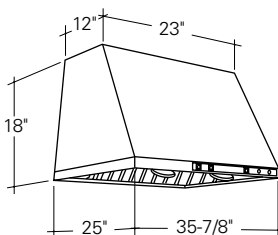


ZV881WSS, ZV880WSS*

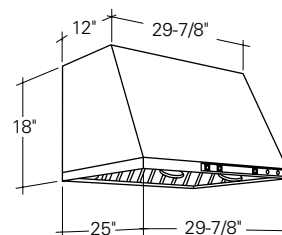
*Blower outlet: 4-1/2" x 18-1/2"
Required duct size: 10" round
3-1/4" x 24" rectangular



ZV681YSS, ZV680YSS**



ZV671WSS, ZV670WSS**



ZV371YSS, ZV370YSS**

**Blower outlet: 7" round
Required duct size: 7" to 10" round
3-1/4" x 12" to 3-1/4" x 24" rectangular



Optional 6" or 12"
Duct Cover

Style A-Oval
Duct Covers for models:
ZV881WSS, ZV880WSS,
ZV671WSS and ZV670WSS.



Optional 6" or 12"
Duct Cover

Style B- Square
Duct Covers for models:
ZV891YSS, ZV890YSS,
ZV681YSS, ZV680YSS,
ZV371YSS and ZV370YSS.

Optional Accessory Duct Covers

Style	Models	6" Duct Covers	12" Duct Covers
A-Oval	ZV881WSS, ZV880WSS	ZX6DC48WSS	6"H x 27-3/8"W x 10-1/4"D
A-Oval	ZV671WSS, ZV670WSS	ZX6DC36WSS	6"H x 22-1/2"W x 9-3/16"D
B-Square	ZV891YSS, ZV890YSS	ZX6DC49YSS	6"H x 47-7/8"W x 12"D
B-Square	ZV681YSS, ZV680YSS	ZX6DC38YSS	6"H x 35-7/8"W x 12"D
B-Square	ZV371YSS, ZV370YSS	ZX6DC30YSS	6"H x 29-7/8"W x 12"D

Transition duct pieces available: ZX48AY transitions to 10" round vertical exhaust for 48" hoods and ZX48BY transitions to 10" round horizontal exhaust for 48" hoods.

Professional Hoods

	Straight-Sided	ZV891YSS*	ZV890YSS*	ZV681YSS	ZV680YSS	ZV371YSS	ZV370YSS
	Tapered-Sided	ZV881WSS*	ZV880WSS*	ZV671WSS	ZV670WSS		
Performance							
Variable Speed Fan Control		•	•	•	•	•	•
Vertical Exhaust Blower Rating (CFM)		1200	1200	600	600	600	600
Convenience							
Halogen Lamps		2	2	2	2	1	1
Infrared Warming Lamps		2		1		1	
Removable Stainless Steel Filters		2	2	1	1	1	1
Appearance							
Color Appearance		Stainless Steel	Stainless Steel	Stainless Steel	Stainless Steel	Stainless Steel	Stainless Steel
Exhaust Outlets							
4-1/2" x 18-1/2" Rectangular		•	•				
10" Round		ZX48AY/ZX48BY	ZX48AY/ZX48BY				
7" Round				•	•	•	•
General Features							
Overall Dimensions (WxHxD in inches)		47-7/8 x 18 x 25	47-7/8 x 18 x 25	35-7/8 x 18 x 25	35-7/8 x 18 x 25	29-7/8 x 18 x 25	29-7/8 x 18 x 25
Amps @ 120VAC		10.0	10.0	7.3	7.3	7.3	7.3
Approx. Shipping Weight (lbs.)		130	126	110	108	110	110
Full Warranty**		1-Year	1-Year	1-Year	1-Year	1-Year	1-Year

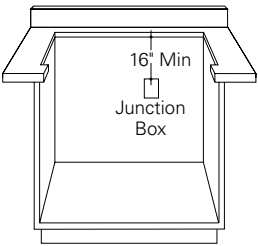
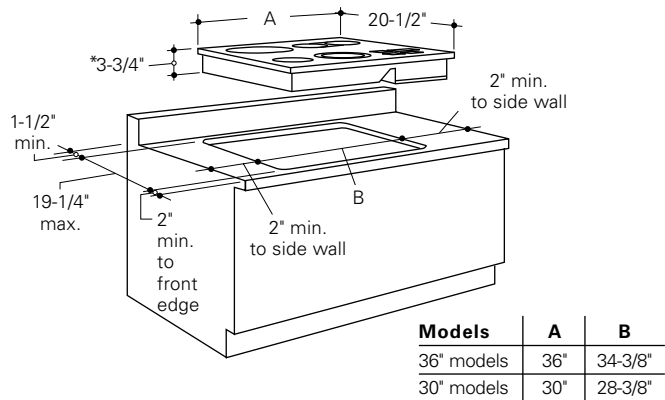
*Transition duct pieces available:
 ZX48AY transitions to 10" round
 vertical exhaust for 48" hoods and
 ZX48BY transitions to 10" round
 horizontal exhaust for 48" hoods.
 **See written warranty for details.



Electric Cooktops

ZEU36WMRBWG, ZEU36WMRABG, ZEU365BWG, ZEU365ABG, ZEU304BWG and ZEU304ABG Digital Cooktops

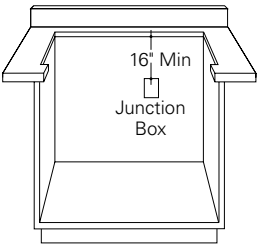
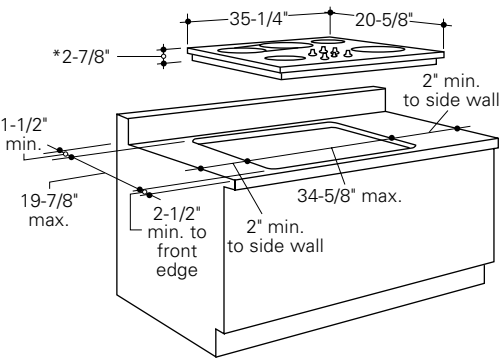
Note: Reference pub. no. 49-8900 for ZEU36WMRABG and ZEU365ABG, 49-8899 for ZEU304ABG, GE Monogram Digital Cooktop Installation Instructions, for complete details.



*Requires 15" minimum clearance below the cooktop bottom to an internal enclosure to provide air circulation.

ZEU676YSB Ribbon Cooktop

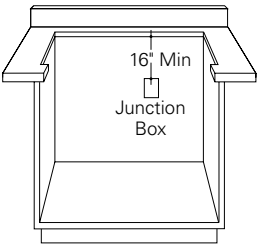
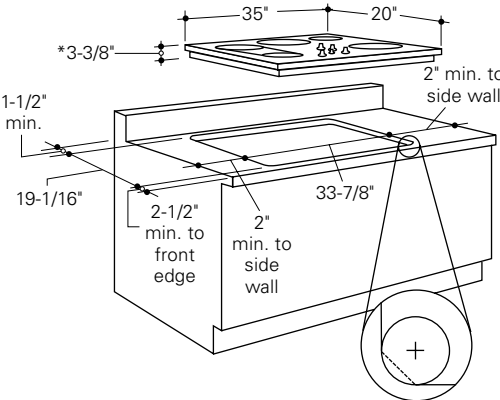
Note: Reference pub. no. 49-8789, GE Monogram Ceramic Cooktop Installation Instructions, for complete details.



*Requires 5" minimum clearance below the cooktop bottom to combustible materials.

ZEU669AWW and ZEU668ABB Halogen and Ribbon Cooktops

Note: Reference pub. no. 49-8800, GE Monogram Halogen and Ribbon Cooktop Installation Instructions, for complete details.



Note: Use template provided with installation instructions to obtain required 1/2" radius cut or angle cut in each corner.

*Depth of the unit at conduit location (left rear): 4-3/4". Requires 5" minimum clearance below the cooktop bottom to combustible materials.

Electric Cooktops

	ZEU36WMRBWG ZEU36WMRABG	ZEU365BWG ZEU365ABG	ZEU304BWG ZEU304ABG	ZEU676YSB	ZEU669AWW ZEU668ABB
Description	Ribbon Digital Electric Cooktop	Ribbon Digital Electric Cooktop	Ribbon Digital Electric Cooktop	Ribbon Electric Cooktop	Halogen and Ribbon Electric Cooktop
Performance					
Elements	5	5	4	6	5
Cooking Configurations	7	7	6	8	6
Warmer	1 Ribbon (250W)				1 Halogen 9" (2200W)
6-1/2" Heating Elements		1 Ribbon (1400W)			1 Halogen 8" (1800W)
7" Heating Elements	2 Ribbon (1800W)	2 Ribbon (1800W)	2 Ribbon (1800W)	3 Ribbon (1800W)	2 Ribbon 7" (1800W)
Bridge Element	1 Ribbon (800W)	1 Ribbon (800W)	1 Ribbon (800W)	1 Ribbon (800W)	1 Ribbon (800W)
6" Heating Elements	1 Ribbon (1200W)	1 Ribbon (1200W)	1 Ribbon (1200W)	2 Ribbon (1200W)	1 Ribbon 6" (1200W)
Dual Heating Element	1 Ribbon 6"/9" (1000/2500W)	1 Ribbon 6"/9" (1000/2500W)	1 Ribbon 6"/9" (1000/2500W)	1 Ribbon 6"/8" (950/1900W)	
Ten-Step Rotary Control					Halogen Only
Convenience					
800W Ribbon Bridge Burner	Links 7" Elements	Links 7" Elements	Links 7" Elements	Links 7" Elements	Links 7" Elements
Hot Surface Indicator Lights	5	5	4	6	5
Appearance					
Patterned Ceramic Glass Surface	•	•	•	•	•
Stainless Steel Surround or Mini-Frame				•	•
Frameless Design w/Beveled Edge	• (Black Only)	• (Black Only)	• (Black Only)		
Color Appearance	White Black	White Black	White Black	Black	White Black
General Features					
Overall Dimensions (WxHxD in inches)	36 x 3-3/4 x 20-1/2	36 x 3-3/4 x 20-1/2	30 x 3-3/4 x 20-1/2	35-1/4 x 2-7/8 x 20-5/8	35 x 3-3/8 x 20
KW Rating @ 240VAC	8.3	9.5	8.1	10.5	9.6
@ 208VAC	6.2	7.1	6.1	7.9	7.1
Amps @ 240VAC	35	40	34	44	40
@ 208VAC	30	34	29	38	30
Approx. Shipping Weight (lbs.)	40	40	38	45	44
Full Warranty*	1-Year	1-Year	1-Year	1-Year	1-Year
Additional Limited Elements and Glass Surface Warranty*	4-Year	4-Year	4-Year	4-Year	4-Year

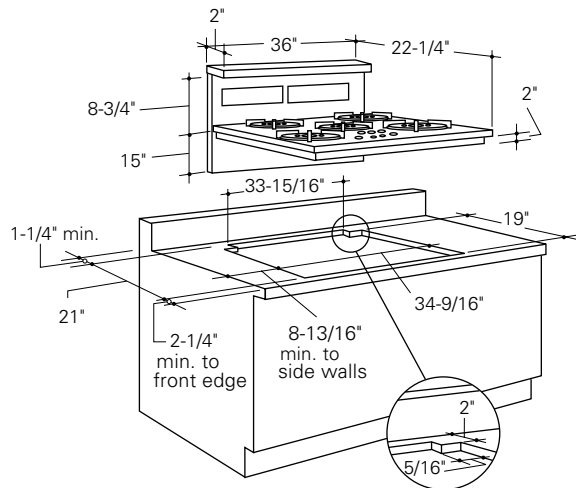
*See written warranty for details.



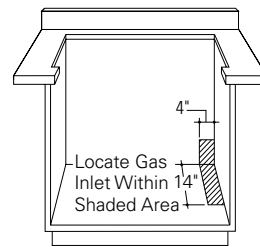
Gas Cooktops

ZGU365DWBWG and ZGU365DBBBG Downdraft Gas Cooktops

Note: Reference pub. no. 49-8999, GE Monogram Downdraft Gas Cooktop Installation Instructions, for complete details.

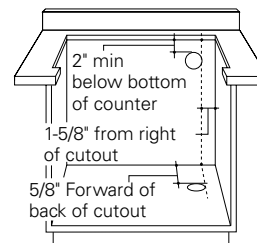
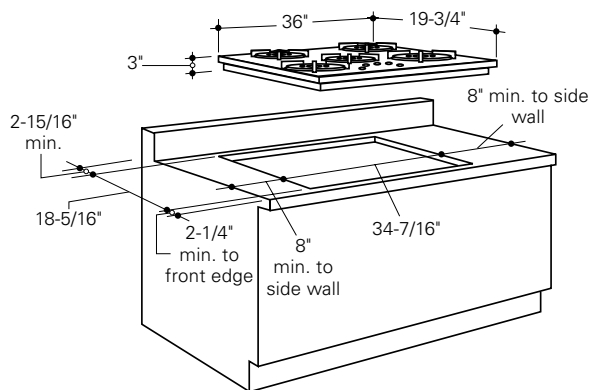


Slab Installation: For peninsula or island installation and rear wall ducting, PVC duct should be used if installing under a poured concrete slab.



ZGU3650WBWG and ZGU3650BBBG Updraft Gas Cooktops

Note: Reference pub. no. 49-80000, GE Monogram Updraft Gas Cooktop Installation Instructions, for complete details.



Gas Cooktops

	ZGU365DWBWG ZGU365DBBBG	ZGU3650WBWG ZGU3650BBBG
Description	Downdraft Gas Cooktop	Updraft Gas Cooktop
Performance		
Five Cooking Areas	•	•
Sealed Cooktop Burners	•	•
12,000-BTU Gas* Burners	1	1
9,500-BTU Gas* Burners	3	3
5,000-BTU Gas* Burners	1	1
Burner Flame Stability Chamber	•	•
Electronic Pilotless Ignition	•	•
Downdraft Venting System w/Retractable Vent**	•	
Optional Blower Mount Capabilities	•	
Convenience		
Tempered Glass Surface	•	•
Continuous Porcelainized Burner Grates	•	•
Front-Mounted Controls	•	•
Appearance		
Color Appearance	White Black	White Black
General Features		
Overall Dimensions (WxHxD in inches)	36 x 2 x 22-1/4	36 x 3 x 19-3/4
Burners (000's BTUs) Nat/LP Gas	(1) 12/11 (3) 9.5/9.5 (1) 5.0/5.0	(1) 12/11 (3) 9.5/9.5 (1) 5.0/5.0
Gas Cooktop Electrical Rating 120V, 60Hz	•	•
Amps @ 120VAC	5.0	5.0
Approx. Shipping Weight (lbs.)	92	46
Full Warranty†	1-Year	1-Year

*LP conversion JXLP56 must be ordered for LP applications.

**Important: Must order a white JXBA56WW or black JXBA56BB housing and blower assembly kit.

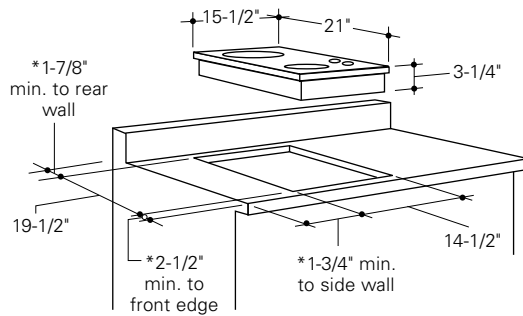
JXBC55 optional outdoor cover accessory may be ordered for installation of motor and blower assembly on outside wall.

†See written warranty for details.



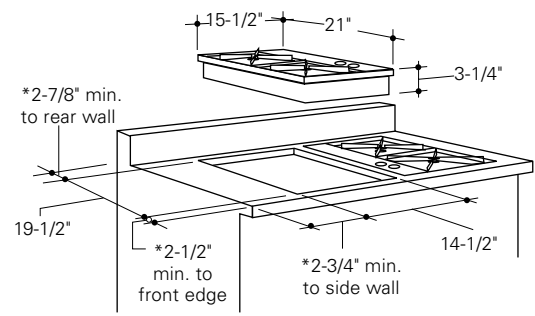
Component Cooktops

ZEW145VSS Halogen and Ribbon Component



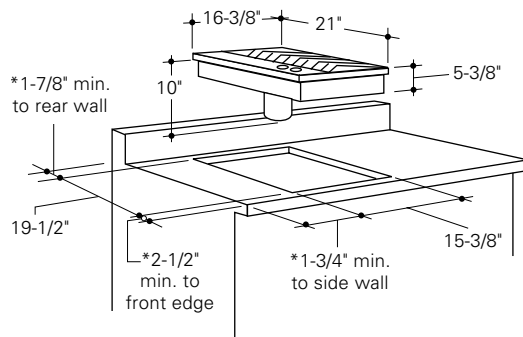
* When installed, the following minimum clearances must be maintained:
2" from front of cooktop to front edge of countertop. 1" from back of cooktop to rear wall. 1" from side of cooktop to side wall.

ZGW124ENSS and ZGW125ENSS Gas Components



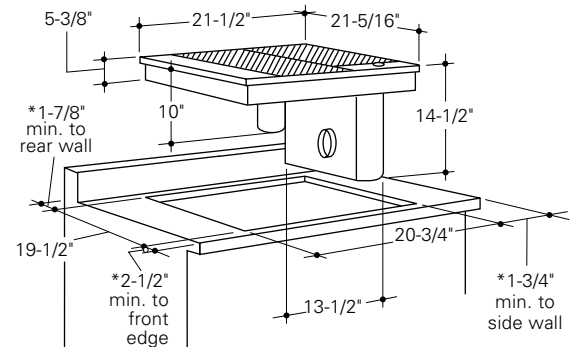
* When installed, the following minimum clearances must be maintained:
2" from front of cooktop to front edge of countertop. 1" from back of cooktop to rear wall. 2" from side of cooktop to side wall.

ZEW155NSS Updraft Grill Component



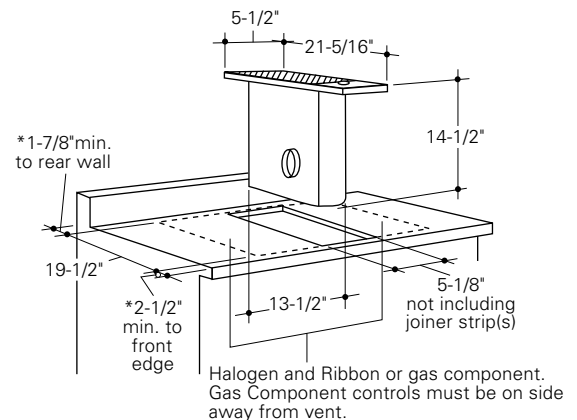
* When installed, the following minimum clearances must be maintained:
2" from front of cooktop to front edge of countertop. 1" from back of cooktop to rear wall. 1" from side of cooktop to side wall.

ZEW166YSS Downdraft Grill Component



* When installed, the following minimum clearances must be maintained:
2" from front of cooktop to front edge of countertop. 1" from back of cooktop to rear wall. 1" from side of cooktop to side wall.

ZEW176YSS Downdraft Vent Component



* When installed, the following minimum clearances must be maintained:
2" from front of cooktop to front edge of countertop. 1" from back of cooktop to rear wall. 1" from side of cooktop to side wall.



Component Cooktops

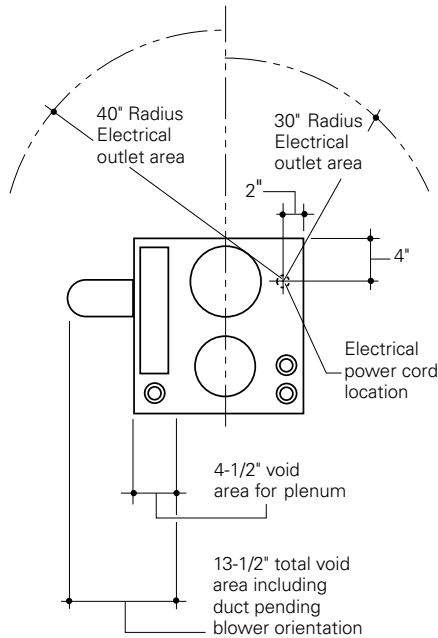
	ZEW145VSS	ZGW124ENSS	ZGW125ENSS	ZEW155NSS	ZEW166YSS	ZEW176YSS
Description						
	Halogen and Ribbon Component	Gas* Component with Right-Hand Controls	Gas* Component with Left-Hand Controls	Updraft Grill Component	Downdraft Grill Component	Downdraft Vent Component
Performance						
8" Halogen Heating Element	1800W (240V) 1350W (208V)					
6" Ribbon Heating Element	1200W (240V) 900W (208V)					
Two Sealed Gas Burners		•	•			
10,500-BTU Large Gas* Burner		•	•			
6,000-BTU Small Gas* Burner		•	•			
Electronic Pilotless Ignition		•	•			
Automatic Reignition		•	•			
Downdraft Vent w/Variable Speed Control					•	•
500 CFM Performance					•	•
1750W Heating Element				•		
2800W Heating Element					•	
Separate Controls for Each Half of Grill Heating Element				•	•	
Convenience						
Two Hot Surface Indicator Lights	•					
Ten-Step Rotary Control	Halogen Only					
Cast-Iron, Porcelainized Burner Grates		•	•			
Cast-Iron, Porcelainized Grill				•	•	•
Patterned Ceramic Glass Cooktop	•					
Appearance						
Component Surface Color	Black	Black	Black	Black	Black	Black
Stainless Steel Component Surround	•	•	•	•	•	•
Mix or Match Component Capability	•	•	•	•	•	•
Installation Horizontally or Vertically	•	•	•	•	•	•
General Features						
Overall Dimensions (WxHxD in inches)	15-1/2 x 3-1/4 x 21	15-1/2 x 3-1/4 x 21	15-1/2 x 3-1/4 x 21	16-3/8 x 10 x 21	21-1/2 x 14-1/2 x 21-5/16	5-1/2 x 14-1/2 x 21-5/16
KW Rating @ 240VAC	3.0			1.8	3.3	N/A
@ 208VAC	2.3			N/A	N/A	N/A
Amps @ 240VAC	12.7			7.3	13.5	N/A
@ 208VAC	11.0			N/A	N/A	N/A
Cooktop Electrical Rating		120V, 60Hz, 5A	120V, 60Hz, 5A			120V, 60Hz
Approx. Shipping Weight (lbs.)	22	28	28	42	82	45
Full Warranty**	1-Year	1-Year	1-Year	1-Year	1-Year	1-Year
Additional Limited Warranty** on Halogen and Ribbon Elements and Glass Surface	4-Year					

*Natural gas only.
Not convertible to liquid propane gas operation.
**See written warranty for details.

Component Cooktop Electrical Information

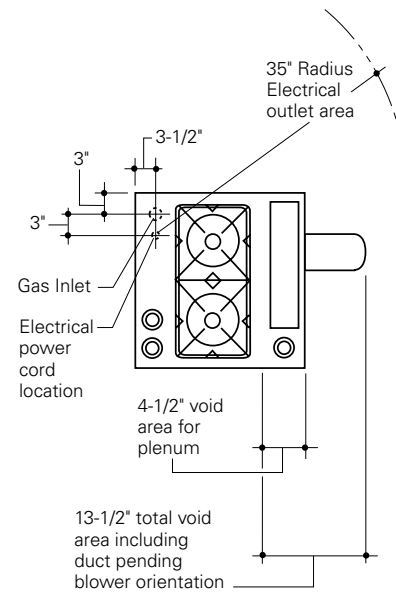
ZEW145VSS Halogen and Ribbon Component

Halogen and ribbon component shown with ZEW176Y downdraft vent. ZEW176Y (120 volts) must operate from separate junction box.

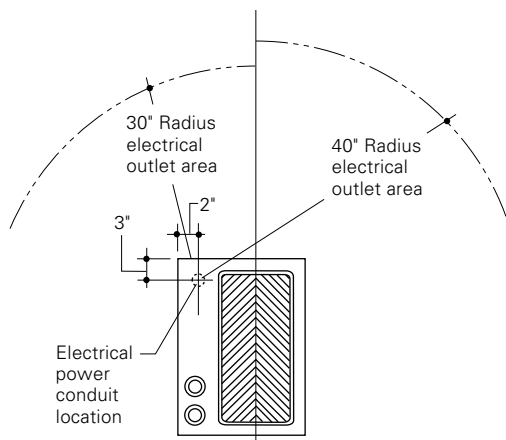


ZGW124ENSS and ZGW125ENSS Gas Components

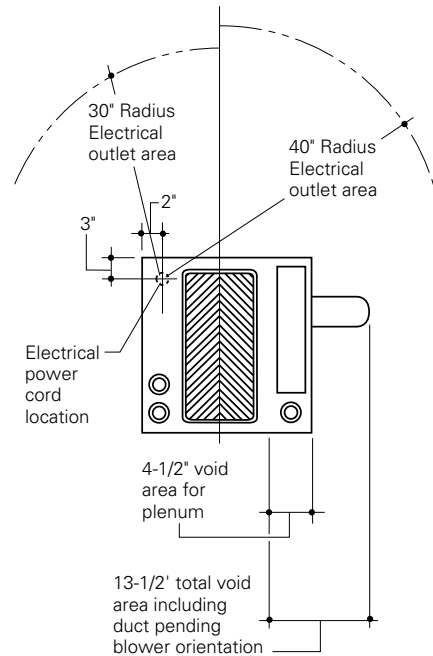
Left component shown. For right component, dimensions are opposite. Gas inlet pipe extends 1-1/4" from bottom of component. Gas component shown with ZEW176Y downdraft vent (120 volts), which can operate from the same junction box.



ZEW155NSS Updraft Grill Component



ZEW166YSS Downdraft Grill Component


















































Note: Reference pub. no. 49-8834, GE Monogram Component Cooktop Installation Instructions, for complete details.



Component Cooktop Cutout Options

Multiple Component Cutout Options. If multiple components will be attached together, determine cutout width from the following:

Component 1	Component 2	Component 3	Component 4	Component 5	Cutout Width
 Halogen  RH Gas  LH Gas	 Halogen  RH Gas  LH Gas				29-3/4"
 Halogen  RH Gas  LH Gas	 Updraft Grill				30-5/8"
 Updraft Grill	 Updraft Grill				31-1/2"
 Downdraft Vent*	 Halogen  RH Gas				19-7/8"
 Downdraft Grill*	 Halogen  RH Gas				35-1/2"
 Halogen  LH Gas	 Downdraft Vent*	 Halogen  RH Gas			34-5/8"
 Downdraft Grill*	 Halogen  RH Gas	 Halogen  RH Gas  LH Gas			50-3/4"
 Halogen	 Downdraft Vent*	 Halogen	 Downdraft Vent*	 Halogen	54-3/4"
 Downdraft Vent*	 Halogen  RH Gas	 LH Gas	 Downdraft Vent*	 Halogen  RH Gas	55-1/4"
 Halogen  LH Gas	 Downdraft Vent*	 Downdraft Grill*	 Halogen  RH Gas		55-5/8"

Important Notes:

Multiple component installations require joiner strips between components. Add 1/4" to total cutout for each downdraft vent-to-component connection; add 3/4" to total cutout for each component-to-component connection.

See Component Cooktop System Installation Instructions pub.no. 49-8834 for specific installation requirements.

*Do not install a gas or grill cooktop where the knobs are between the heated area and the downdraft vent. See "Installation rules" for complete details.

Hoods

	ZV850SB	ZV750SY
Description		
	36" Island Vent Hood	36" Wall-Mount Vent Hood
Performance		
Electronic Touch Controls	•	•
Vertical Exhaust Blower Rating (CFM)	360	360
Convenience		
Halogen Lamps	4	4
Lighting Levels	6	6
Removable Filters	3	3
Filter Cleaning Reminder	•	•
Blower Levels	4	4
Time Delay Shut-Off	•	•
Appearance		
Color Appearance	Stainless Steel	Stainless Steel
Exhaust Options		
6" Round Duct	•	•
Required 8' Ceiling Extension Duct Cover*	ZX858SB	
Required 9' Ceiling Extension Duct Cover*	ZX859SB	
Required 10' Ceiling Extension Duct Cover*	ZX8510SB	
Optional 10' Ceiling Extension (Wall-Mount Hood)		ZX10SY
General Features		
Overall Dimensions (WxHxD in inches)	35-3/8 x 8-1/4 x 27-1/2	34-5/8 x 8-1/4 x 21-5/8
Amps @ 120VAC	2.5	2.5
Approx. Shipping Weight (lbs.)	81	81
Full Warranty*	1-Year	1-Year
*ZV850SB hood requires one of the ceiling extension duct covers. **See written warranty for details.		



Telescopic Downdraft Vents

	ZVB36SBSS ZVB36WBWW ZVB36BBBB	ZVB30SBSS ZVB30WBWW ZVB30BBBB
Description		
	36" Telescopic Downdraft System	30" Telescopic Downdraft System
Performance		
Upfront Variable Speed Fan Control	•	•
Downdraft Exhaust (CFM)	500	500
Removable Grease Filters	•	•
3-1/4" x 10" Rectangular Duct	•	•
Convenience		
Indoor Remote Blower Kit	JXRB57	JXRB57
Outdoor Remote Blower Kit w/Cover	JXBC57	JXBC57
Appearance		
Top Trim Color	Stainless Steel White Black	Stainless Steel White Black
Stainless Steel Vent Body	•	•
General Features		
Width (in inches)	36	30
KW Rating @ 120VAC	4.0	4.0
Amp Rating @ 120VAC	.5	.5
Approx. Shipping Weight (lbs.)	62	60
Full Warranty*	1-Year	1-Year

*See written warranty for details.

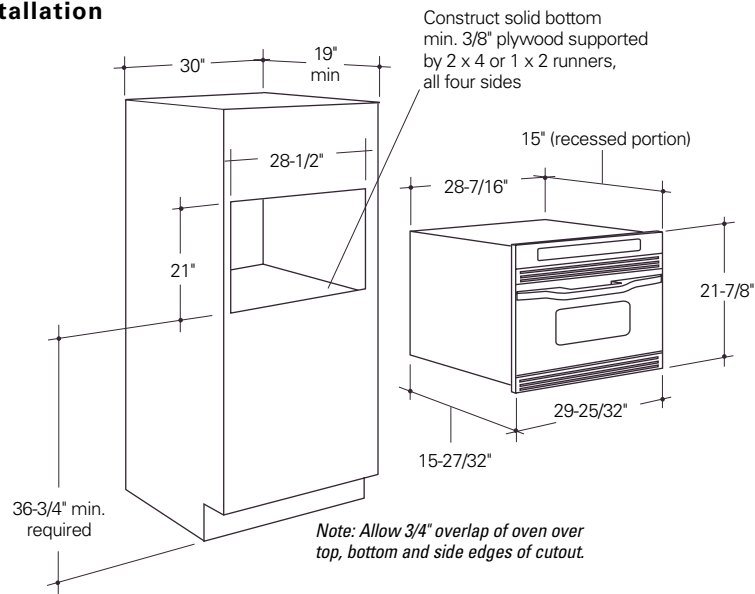
Important Installation Note: The installation of these downdraft vents in combination with any Monogram Cooktop requires an extra-deep countertop. The flat surface of the countertop must be deep enough, front to back, to accommodate the combined depth of the vent and cooktop together. Additional clearances required by UL from the cutout to the front edge of the countertop also vary by model and must be considered. Be sure to review the Downdraft Vent Installation Instructions (pub. no. 49-8938) carefully. These instructions provide exact cutout and countertop area requirements for the installation of the vent with each specific Monogram cooktop.

Built-In Oven with Advantium™ Speedcook Technology

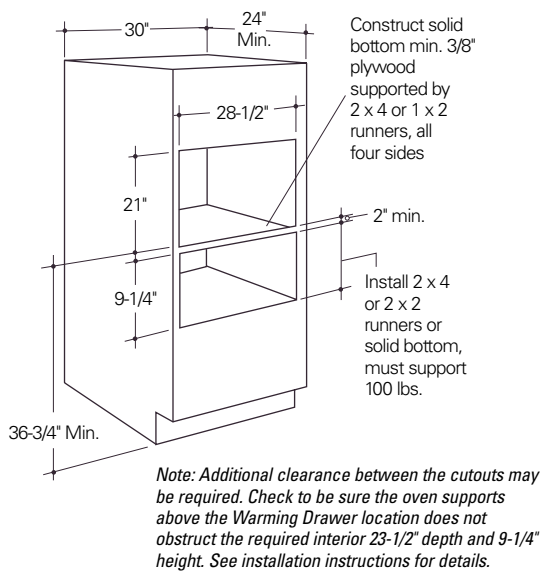
ZSC2001CSS, ZSC2000CWW, and ZSC2000CBB Built-In Oven with Advantium™ Speedcook Technology

Note: Reference pub. no. 49-40103, GE Monogram Built-In Oven with Advantium with Speedcook Technology Installation Instructions, for complete details.

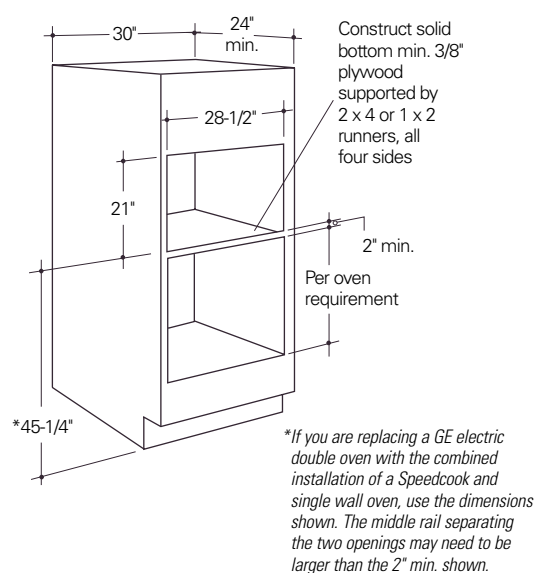
Wall Installation



Wall Installation over Warming Drawer



Wall Installation over Single Oven



Note: These ovens are not approved for stackable, side by side on undercounter installations.

Note: Cabinets installed adjacent to wall ovens must have an adhesion spec of at least 194° F temperature rating.

Note: 2" minimum between cutouts when installed above a warming drawer or single wall oven.

Built-In Oven with Advantium™ Speedcook Technology

ZSC2001CSS
ZSC2000CWW
ZSC2000CBB

Description	
	Built-In Wall Oven
Performance	
Stainless Steel Oven Interior	•
Family-Size Oven	•
Oven Controls	
Electronic Scrolling Display	•
Over 100 Preprogrammed Menu Items	•
Repeat Last	•
Help Mode	•
Demo Mode	•
Interior Oven Light	•
Beeper Sound Level Control	•
Variable Scroll Speed	•
Cooking Complete Reminder	•
Child Lock-Out	•
Oven Door w/Window	•
Microwave Oven Sensor	
Defrost - Auto/Time	•
Microwave Power Output Watts	950
Convenience	
Cookbook	•
Cooking Guide	•
Black Metal Grill Tray	•
Black Metal Tray	•
White Ceramic Tray	•
Appearance	
Color Appearance	Stainless Steel White Black
General Features	
Approx. Shipping Weight (lbs.)	101
Overall Oven Interior Dimensions (WxHxD in inches)	18-29/32 x 8-13/32 x 13-19/32
Overall Exterior Dimensions (WxHxD in inches) (not including handle)	29-25/32 x 21-7/8 x 15-27/32
Oven Cabinet Width Required	30"
Cut-Out Dimensions (WxHxD in inches)	28-1/2 x 21 x 19
Amps 208V/240V	30
Full In-Home Warranty*	1-Year
Full Lamp Warranty*	10-Year
Limited Magnetron Warranty*	10-Year

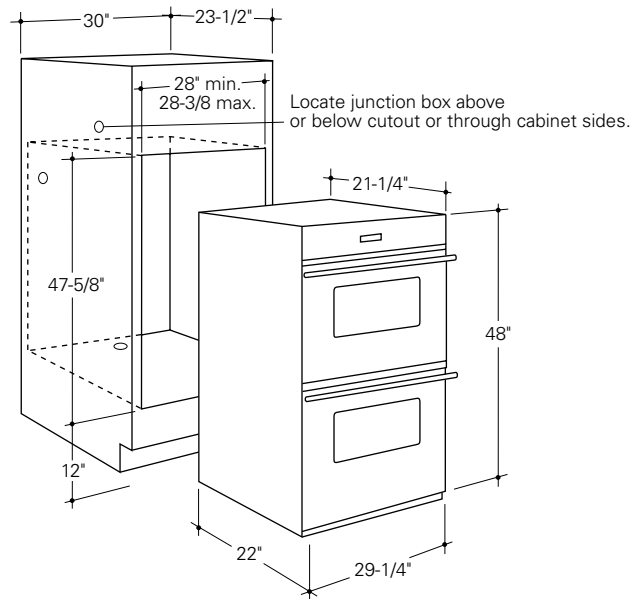
*See written warranty for details.



European-Design Double and Single Ovens

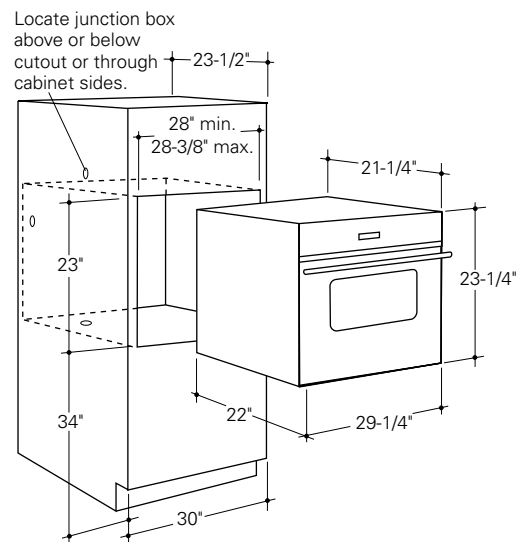
ZET857SBSS, ZET857DBSB, ZET857BBBB and ZET857WBWW 30" Double Ovens

Note: Reference pub. no. 49-8791-1, GE Monogram 30" Oven Installation Instructions, for complete details.



ZET837SBSS, ZET837DBSB, ZET837BBBB and ZET837WBWW 30" Single Ovens

Note: Reference pub. no. 49-8791-1, GE Monogram 30" Oven Installation Instructions, for complete details.



European-Design Double and Single Ovens

	ZET857SBSS ZET857DBSB	ZET857WBWW ZET857BBBB	ZET837SBSS ZET837DBSB	ZET837WBWW ZET837BBBB
Description	30" Double Oven	30" Double Oven	30" Single Oven	30" Single Oven
Performance				
Convection Oven(s)	Upper and Lower	Upper and Lower	•	•
Self-Cleaning Oven(s)	Upper and Lower	Upper and Lower	•	•
Convection Bake	•	•	•	•
Convection Roast	•	•	•	•
Convection Broil	•	•	•	•
Proof	•	•	•	•
Concealed Bake Element	•	•	•	•
3000W Variable Broil	•	•	•	•
Broil Element	12-Pass	12-Pass	12-Pass	12-Pass
Broil Pan	•	•	•	•
Convenience				
Self-Clean Delay Option	•	•	•	•
Self-Clean Automatic Door Lock	•	•	•	•
Preheat Light	•	•	•	•
Convection Roasting Rack	•	•	•	•
Convection Floor Rack	•	•	•	•
Electronic Clock and Kitchen Timer	•	•	•	•
Timed/Delay Cooking	•	•	•	•
Appearance				
Frameless Oven Door(s)	•	•	•	•
Color Appearance	Stainless Steel Stainless Steel on Black	White Black	Stainless Steel Stainless Steel on Black	White Black
Flush Appearance Installation	•	•	•	•
General Features				
Oven Cabinet Width Required (in.)	30	30	30	30
Rack Positions (including floor rack)	5 (each oven)	5 (each oven)	5	5
Removable Racks				
Upper (including floor rack)	4	4	4	4
Lower (including floor rack)	4	4		
Interior Dimensions (WxHxD in inches)				
Upper	22-5/8 x 13-3/4 x 14-3/4	22-5/8 x 13-3/4 x 14-3/4	22-5/8 x 13-3/4 x 14-3/4	22-5/8 x 13-3/4 x 14-3/4
Lower	22-5/8 x 13-3/4 x 14-3/4	22-5/8 x 13-3/4 x 14-3/4		
Overall Dimensions (WxHxD in inches)	29-1/4 x 48 x 22	29-1/4 x 48 x 22	29-1/4 x 23-1/4 x 22	29-1/4 x 23-1/4 x 22
Convection Wattage	2500	2500	2500	2500
Broiler Wattage	3000	3000	3000	3000
Bake Wattage	2500	2500	2500	2500
KW Rating @ 240VAC	6.5	6.5	3.3	3.3
@ 208VAC	5.6	5.6	2.8	2.8
Amps @ 240VAC	27.1	27.1	13.8	13.8
@ 208VAC	26.9	26.9	13.5	13.5
Approx. Shipping Weight (lbs.)	300	300	140	140
Full Warranty*	1-Year	1-Year	1-Year	1-Year

*See written warranty for details.





American-Design Double and Single Ovens

	ZET757WAWW ZET757BABB	ZEK757WAWW ZEK757BABB	ZET737WAWW ZET737BABB	ZEK737WAWW ZEK737BABB
Description	30" Double Oven	27" Double Oven	30" Single Oven	27" Single Oven
Performance				
Convection Oven(s)	Upper and Lower	Upper and Lower	•	•
Self-Cleaning Oven(s)	Upper and Lower	Upper and Lower	•	•
Convection Bake	•	•	•	•
Convection Roast	•	•	•	•
4000W Variable Broil	•		•	
Broil Element	6-Pass	4-Pass	6-Pass	4-Pass
Roasting Rack	•	•	•	•
Convenience				
Self-Clean Delay Option	•	•	•	•
Independent Cook/Clean Controls	•	•	•	•
Convection Conversion	•	•	•	•
Automatic Meat Thermometer	Upper and Lower	Upper and Lower	•	•
Temperature Display	•	•	•	•
Start Pad	•	•	•	•
Delay Bake Option w/Warm Mode	•	•	•	•
C° or F° Programmable	•	•	•	•
Audible Preheat Signal	•	•	•	•
Auto Oven Shut-Off w/Override	•	•	•	•
Electronic Clock and Kitchen Timer	•	•	•	•
Control Lock Capability	•	•	•	•
24-Hour/12-Hour Time Display*	•	•	•	•
Appearance				
Frameless Glass Oven Door(s)	•	•	•	•
Color Appearance	White Black	White Black	White Black	White Black
Flush Appearance Installation	•	•	•	•
Undercounter Installation			•	•
General Features				
Oven Cabinet Width Required (in.)	30	27	30	27
Rack Positions	7 (each oven)	4 (each oven)	7	4
Removable Racks	Upper	3	4	3
Lower	4	3		
Interior Dimensions (WxHxD in inches)				
Upper	24 x 17-3/8 x 15-3/4	19 x 15 x 16		
Lower	24 x 17-3/8 x 15-3/4	19 x 15 x 16	24 x 17-3/8 x 15-3/4	19 x 15 x 16
Overall Dimensions (WxHxD in inches)	29-3/4 x 52-15/16 x 24-7/16	26-13/16 x 50-3/4 x 24-7/16	29-3/4 x 28-1/4 x 24-7/16	26-13/16 x 28-9/16 x 24-7/16
Convection Wattage	2500	2500	2500	2500
Broiler Wattage	4000	3400	4000	3400
Bake Wattage	2585	2000	2585	2000
KW Rating @ 240VAC	8.0	6.8	4.0	3.4
@ 208VAC	6.0	5.1	3.0	2.6
Amps @ 240VAC	33.3	28.3	16.7	14.1
@ 208VAC	28.8	24.5	14.4	12.5
Approx. Shipping Weight (lbs.)	263	217	135	98
Full Warranty**	1-Year	1-Year	1-Year	1-Year

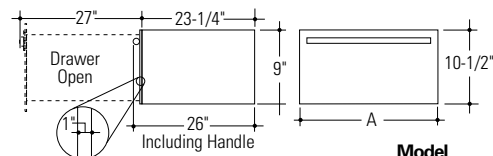
*Permits Delay Bake Mode
up to 24 hours in advance
for those who observe
the Sabbath.

**See written warranty for details.

Warming Drawers

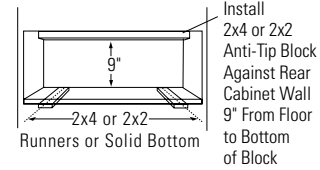
ZTD910SBSS, ZTD910WBWW and ZTD910BBBB 30" Warming Drawers. ZKD910SBSS, ZKD910WBWW and ZKD910BBBB 27" Warming Drawers.

Note: Reference pub. no. 49-8937 for 30" and 27" GE Monogram Warming Drawer Installation Instructions, for complete details.

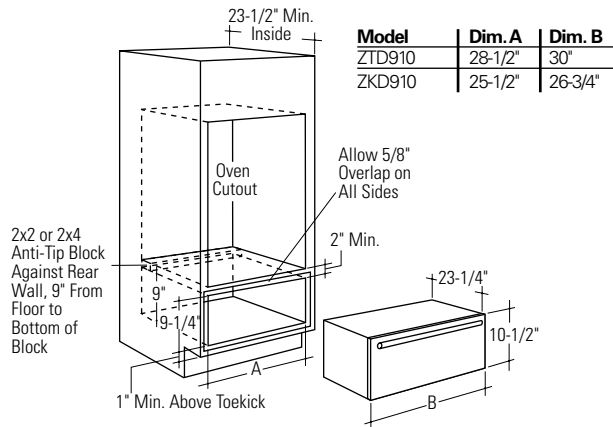


Important Installation Note:
Must provide anti-tip brace at the back of the cabinet and at the top of the cutout.

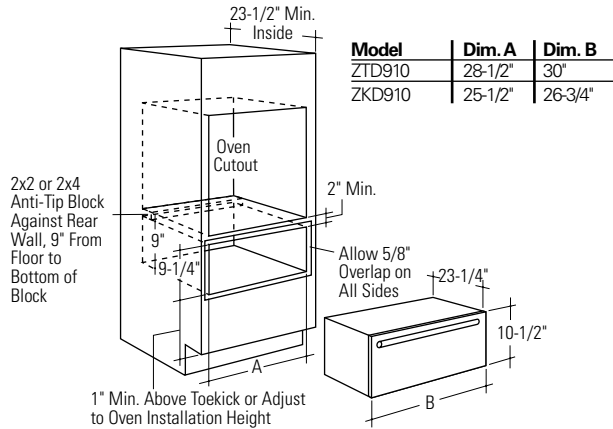
Model	Dim. A
ZTD910	30"
ZKD910	26-3/4"



Double Oven Installation

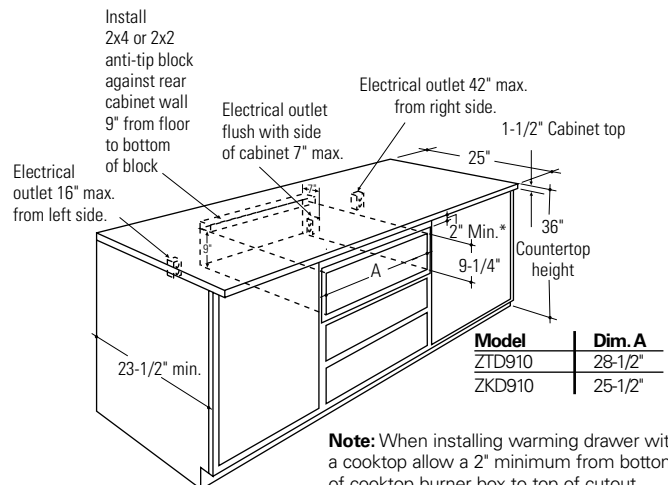


Single Oven Installation



Note: Additional clearance between cutouts may be required. Check to be sure that oven supports above the Warming Drawer location does not obstruct the required interior 23-1/2" depth and 9-1/4" height.

Undercounter Installation



Note: When installing warming drawer with a cooktop allow a 2" minimum from bottom of cooktop burner box to top of cutout.

Warming Drawers

	ZTD910SBSS ZTD910WBWW ZTD910BBBB	ZKD910SBSS ZKD910WBWW ZKD910BBBB
Description	30" Warming Drawer	27" Warming Drawer
Features		
Infinite Setting Temperature Control	75°-230°	75°-230°
Humidity Control	Crisp/Moist	Crisp/Moist
Hidden Control	•	•
Full-Extension Slides	•	•
On/Off Switch	•	•
"ON" Indicator Light	•	•
Half Rack	•	•
Appearance		
Color Appearance	Stainless Steel White on White Black on Black	Stainless Steel White on White Black on Black
Frameless Drawer Front	•	•
Handle Style	Tubular	Tubular
Accessories		
Custom Wood Panel Kit	ZXD30B	ZXD27B
Pan Set	JXPN1	JXPN1
General Features		
Interior Dimensions (WxHxD in inches)	23-7/8 x 6-1/4 x 22-1/16	20-7/8 x 6-1/4 x 22-1/16
Overall Dimensions (WxHxD in inches)	30 x 10-1/2 x 23-1/4	26-3/4 x 10-1/2 x 23-1/4
KW Rating @ 120VAC	.45	.45
Circuit 15 Amps @ 120VAC	•	•
Element Wattage	450	450
Approx. Shipping Weight (lbs.)	65	59
Full Warranty*	1-Year	1-Year

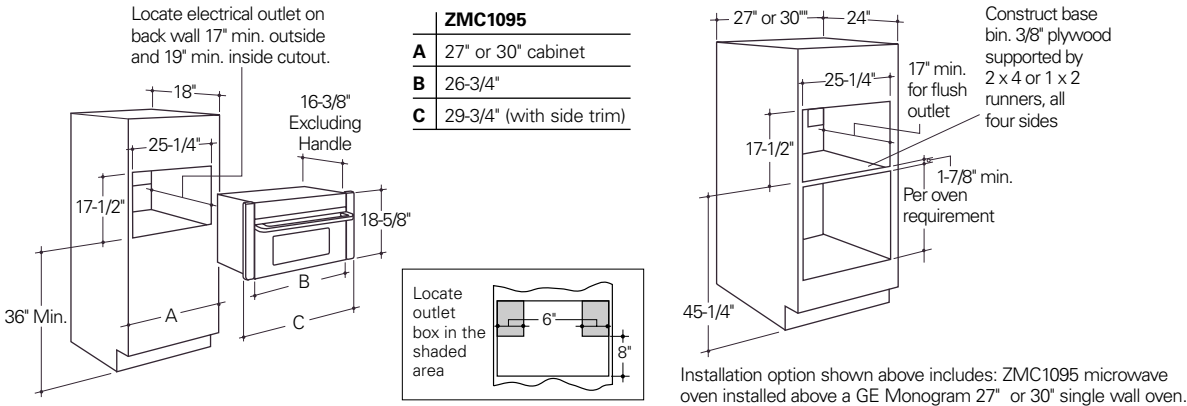
*See written warranty for details.



Microwave Ovens

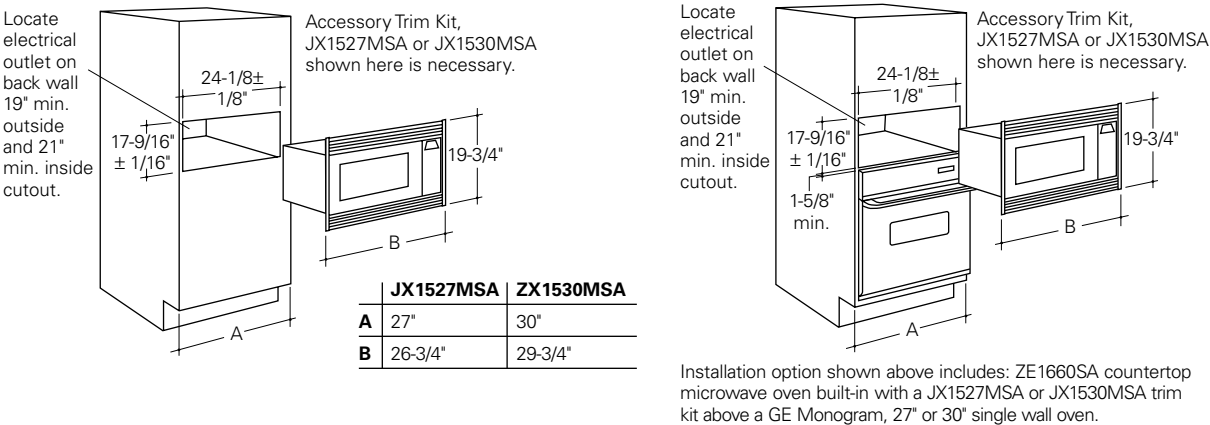
ZMC1095SB, ZMC1095WB and ZMC1095BB Built-In Microwave Ovens

Note: Reference pub. no. 49-8978 for ZMC1095SB, ZMC1095WB and ZMC1095BB, GE Monogram Built-In Microwave Oven Installation Instructions, for complete details.



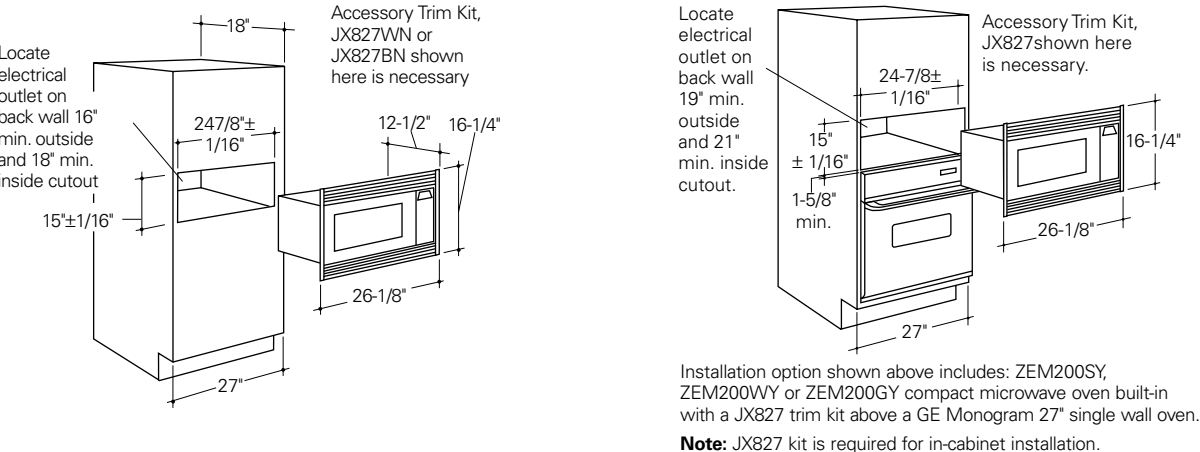
ZE1660SA Countertop Microwave Oven

Note: Reference pub. no. 31-1169-2 for 27" Trim Kit, 31-1168-2 for 30" Trim Kit, GE Monogram Built-In Microwave Oven Installation Instructions, for complete details.



ZEM200SY, ZEM200WY and ZEM200GY Compact Microwave Oven

Note: Reference pub. no. 49-8893, GE Monogram Compact Microwave Oven Installation Instructions, for complete details.



Microwave Ovens

	ZMC1095SB ZMC1095WB ZMC1095BB	ZE1660SA	ZEM200SY ZEM200WY ZEM200GY
Description			
	Built-In Microwave Oven	Countertop Microwave Oven	Compact Microwave Oven
Performance			
Oven Cavity (cu. ft.)	1.0	1.6	.9
Watts (IEC-705 Test Procedure)	800	1,000	800
Electronic Touch Controls	•	Scrolling Display	•
Instant-On Controls	•	•	•
Ten Power Levels	•	•	•
Micro Cook I & II	•	•	•
Sensor Cooking Controls	Popcorn, Beverage, Reheat, Cook (Vegetable 1,2,3/ Potato/Fish/Chicken/Meat)	Potato, Vegetable and Popcorn	Cook, Reheat, Popcorn and Beverage
Convection Cook	•		
Combination Cook	•		
Combination Roast (probe)	•		
Convenience			
Temp Cook/Hold (probe)	•		
Minute Pad	•		
Add 30 Seconds	•	•	•
Express Cook	•	•	•
Kitchen Timer	•	•	•
Delay/Start Reminder	•	•	•
Auto Defrost	•	•	•
Time Defrost	•	•	•
Child Lock Out		•	•
Beeper Volume	Variable	4 Levels	
Sound On/Off		•	
Appearance			
Stainless Steel Interior	•		
Color Appearance	Stainless Steel White Black	Stainless door w/greystone case	Stainless door w/greystone case White door w/white case Black door w/greystone case
General Features			
Optional Built-In Kit	None Required	JX1527MSA JX1530MSA	JX827SS JX827VWN JX827BN
2450 Frequency (MHz)	•	•	•
Watts	1450	1300	1300
Amps @ 120VAC	13.0	13.0	12.5
Interior Dimensions (WxHxD in inches)	18 x 8-3/16 x 11-1/2	16-1/2 x 9-23/32 x 16-27/32	16-1/2 x 7-7/16 x 11-1/4
Overall Dimensions (WxHxD in inches)	26-3/4 x 18-5/8 x 16-3/8*	23-21/32 x 13-5/16 x 18-5/16	23-25/32 x 11-3/16 x 12-9/32**
Approx. Shipping Weight (lbs.)	84	50	46
Full Warranty†	1-Year	1-Year	1-Year
Additional Limited Magnetron Warranty†	9-Year	9-Year	9-Year

*Exterior dimensions: depth excludes handle.

**Exterior dimensions: height includes feet.

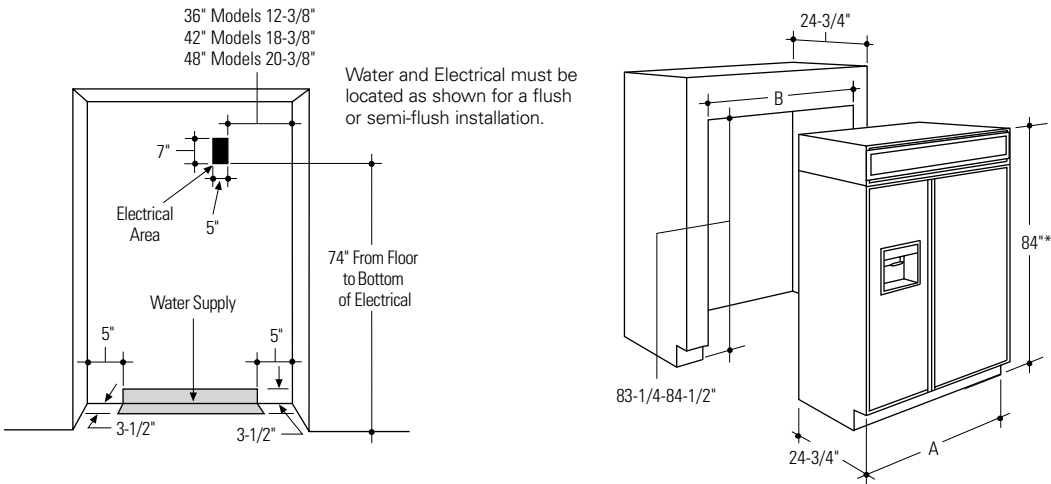
†See written warranty for details.



Side-by-Side Refrigerators

ZISW48DC, ZISB48DC, ZISS48DCSS, ZIS48NC, ZISS48NCSS, ZISW42DC, ZISB42DC, ZISS42DCSS, ZIS42NC, ZISS42NCSS, ZISW36DC, ZISB36DC, ZISS36DCSS, ZIS36NC and ZISS36NCSS Built-In Refrigerators

Note: For installation instructions and custom options guides, reference pub. no. 49-6962-2 for 48" ZIS48 models, pub. no. 49-6963-2 for 42" ZIS42 models, pub. no. 49-6964-2 for 36" ZIS36 models and pub. no. 49-60060 for ZISS48, ZISS42 and ZISS36 models.



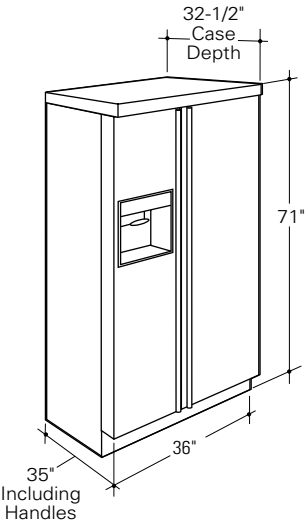
Side-by-Side	A	†B Semi Flush	†B Flush
48" wide models	48"	47-1/2"	48"
42" wide models	42"	41-1/2"	42"
36" wide models	36"	35-1/2"	36"

†Note: Additional cutout width may be required when side panels are used.
Add side panel thickness to the finished cutout width to calculate rough-in width.

*Shipped at 84" installation height. Grille panel supplied is sized for 84" installation height. Grille panels can be adjusted for 83" to 84-1/2" installation heights using grille panel kit.

ZFSB27DASS Free-Standing Refrigerator

Note: Reference pub. no. 49-6894-2, GE Monogram Free-Standing Refrigerator Installation Instructions, for complete details.





Side-by-Side Refrigerators

	ZISW48DC* ZISB48DC* ZISS48DCSS†	ZIS48NC* ZISS48NCSS†	ZISW42DC* ZISB42DC* ZISS42DCSS†	ZIS42NC* ZISS42NCSS†	ZISW36DC* ZISB36DC* ZISS36DCSS†	ZIS36NC* ZISS36NCSS†	ZFSB27DASS
Description	48" Built-In Refrigerator With Dispenser	48" Built-In Refrigerator	42" Built-In Refrigerator With Dispenser	42" Built-In Refrigerator	36" Built-In Refrigerator With Dispenser	36" Built-In Refrigerator	Stainless Steel Free-Standing Refrigerator
Capacity							
Total (cu. ft.)	30.1	30.2	25.7	25.8	21.3	21.4	26.6
Fresh Food (cu. ft.)	17.8	17.8	16.4	16.4	12.0	12.0	16.9
Freezer (cu. ft.)	12.3	12.4	9.3	9.4	9.3	9.4	9.7
Shelf Area (sq. ft.)	35.1	37.1	31	31.7	25.7	25.9	28.4
Fresh Food Section							
Spill-Proof Glass Shelves	4 Adj./1 Fixed	4 Adj./1 Fixed	4 Adj./1 Fixed	4 Adj./1 Fixed	4 Adj./1 Fixed	4 Adj./1 Fixed	3 (2 Slide-Out)
Slide-Back Shelf	1	1	1	1	1	1	1
Adj. Humidity, Slide-Out Produce Pan w/Full-Extension Slides	2	2	2	2	2	2	1 Slide-Out
Sealed Snack Pan w/Full-Extension Slides	1	1	1	1	1	1	Adj. Humidity/Slide-Out
Adj. Temp. Slide-Out Meat Pan							•
Adj. Door Bins	5	5	5	5	5	5	4
Gallon Door Storage	•	•	•	•	•	•	•
Sealed Dairy Compartment	2	2	2	2	1	1	1
Utility Bin							•
Glass-Covered Butter Dish	•	•	•	•	•	•	•
Door Bin Divider	•	•	•	•	•	•	•
Wine Caddy	•	•	•	•	•	•	•
Freezer Section							
Utility Baskets w/Full-Extension Shelves	2	2	2	2	2	2	1
Adjustable Wire Shelves	4	4	4	4	4	4	3
Adjustable Door Bins	3	5	3	5	3	5	5
Automatic Icemaker	•	•	•	•	•	•	•
Removable Ice Storage Bin	•	•	•	•	•	•	•
Exterior Dispenser (Cubes, Crushed Ice & Chilled Water)	•		•		•		•
GE SmartWater™ Filtration System for Water and Ice	•	•	•	•	•	•	Water by Culligan™
General Features							
Sealed System Design w/Independent Temperature Controls	•	•	•	•	•	•	•
Four Adjustable Rollers	•	•	•	•	•	•	•
Four-Point Leveling System	•	•	•	•	•	•	•
130° Door Stops	•	•	•	•	•	•	•
Coil-Free Back	•	•	•	•	•	•	•
Available Dispenser Color(s)	White Black Black	N/A	White Black Black	N/A	White Black Black	N/A	Black
Overall Dimensions (WxHxD in inches)	48 x 84 x 24-3/4††	48 x 84 x 24-3/4††	42 x 84 x 24-3/4††	42 x 84 x 24-3/4††	36 x 84 x 24-3/4††	36 x 84 x 24-3/4††	36 x 71 x 32-1/2
115 Volts/20 Amps	•	•	•	•	•	•	•
Approx. Shipping Weight (lbs.)	580	580	540	540	475	475	498
Full Warranty**	2-Year	2-Year	2-Year	2-Year	2-Year	2-Year	1-Year
Full Warranty**							
On Sealed Refrigeration System	5-Year	5-Year	5-Year	5-Year	5-Year	5-Year	5-Year
Limited Warranty**							
On Sealed System Parts	12-Year	12-Year	12-Year	12-Year	12-Year	12-Year	
Limited Warranty on Accuride™ Slides**	Lifetime	Lifetime	Lifetime	Lifetime	Lifetime	Lifetime	

*Door panels required.

†Full stainless wrap, no trim kit required.

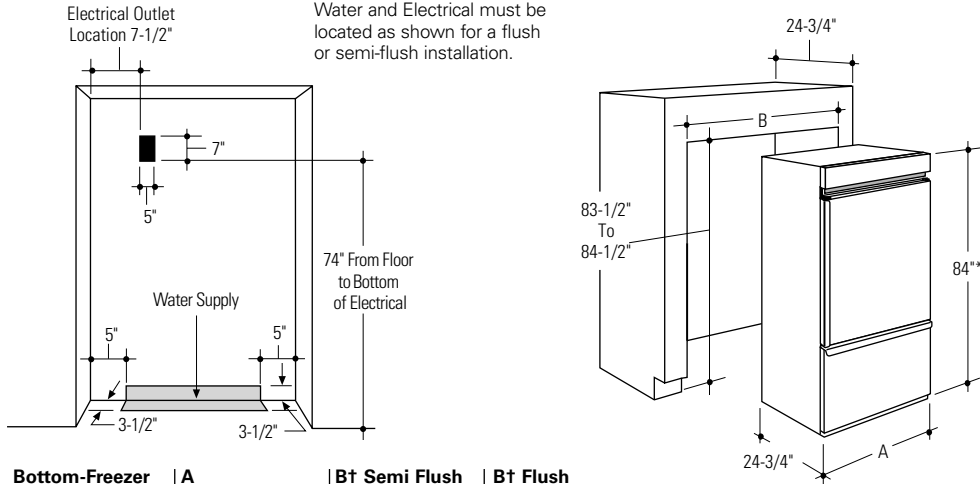
††Depth can include a 3/4" custom panel.

**See written warranty for details.

Bottom-Freezer Refrigerators

ZIC36NARH, ZIC36NALH, ZICS36NARH and ZICS36NALH

Note: The finished cutout is determined by the type of installation. Order pub. no. 49-6984-3 for model ZICS36NARH/LH for complete instructions and pub. no. 49-60000-3 for model ZIC36NARH/LH for complete instructions and custom options guide.



†Note: Additional cutout width may be required when side panels are used. Add side panel thickness to the finished cutout width to calculate rough-in width.

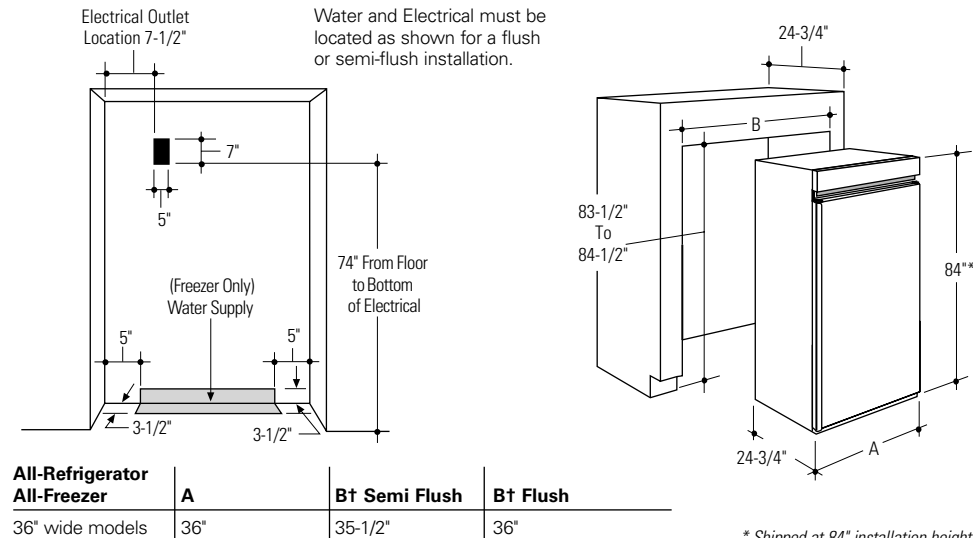
Note: ZIC36NALH, ZICS36NALH models have hinges on the left side and the door swings from right to left. ZIC36NARH, ZICS36NARH models have hinges on the right side and door swings from left to right.

*Shipped at 84" installation height. Grille panel supplied is sized for 84" installation height. Grille panels can be adjusted for 83-1/2" to 84-1/2" installation heights using grille panel kit.

All-Refrigerators/All-Freezers

ZIR36NDRH, ZIR36NDLH, ZIRS36NDRH, ZIRS36NDLH, ZIF36NDRH, ZIF36NDLH, ZIFS36NDRH and ZIFS36NDLH

Note: The finished cutout is determined by the type of installation. Order pub. no. 49-60055 for models ZIF36NDRH/LH and ZIR36NDRH/LH and pub. no. 49-60073 for models ZIFS36NDRH/LH and ZIRS36NDRH/LH complete instructions and custom options guide.



†Note: Additional cutout width may be required when side panels are used. Add side panel thickness to the finished cutout width to calculate rough-in width.

Note: ZIR36NDLH, ZIRS36NDLH, ZIF36NDLH and ZIFS36NDLH models have hinges on the left side and the door swings from right to left. ZIR36NDRH, ZIRS36NDRH, ZIF36NDRH and ZIFS36NDRH models have hinges on the right side and door swings from left to right.

* Shipped at 84" installation height. Grille panel supplied is sized for 84" installation height. Grille panels can be adjusted for 83-1/2" to 84-1/2" installation heights using grille panel kit.



Bottom-Freezer Refrigerators

	ZIC36NARH* ZIC36NALH*	ZICS36NARH† ZICS36NALH†
Description		
	36" Built-In Refrigerator	36" Built-In Stainless Steel Refrigerator
Capacity		
Total (cu. ft.)	20.8	20.8
Fresh Food (cu. ft.)	14.1	14.1
Freezer (cu. ft.)	6.7	6.7
Fresh Food Section		
Adj. Spill-Proof Glass Shelves	4 Adj./1 Fixed	4 Adj./1 Fixed
Adj. Humidity, Slide-Out Produce Pan w/Easy Access Lid w/ Full-Extension Slides	2	2
Sealed Snack Pan w/Full-Extension Slides	2	2
Door Bins	4 Adj./2 Fixed	4 Adj./2 Fixed
Gallon Door Storage	•	•
Sealed Dairy Compartment	2	2
Egg Bin	•	•
Glass-Covered Butter Dish	•	•
Wine Caddy	•	•
Freezer Section		
Wire Shelves on Full-Extension Slides	2-Tier	2-Tier
Automatic Ice Maker	•	•
Removable Ice Storage Bin	•	•
General Features		
Sealed System Design w/ Independent Temperature Controls	•	•
Four Adjustable Rollers	•	•
Four-Point Leveling System	•	•
130° Door Stop	•	•
Coil-Free Back	•	•
Overall Dimensions (WxHxD in inches)	36 x 84 x 24-3/4††	36 x 84 x 24-3/4††
115 Volts/20 Amps	•	•
Approx. Shipping Weight (lbs.)	475	475
Full Warranty**	2-Year	2-Year
Full Warranty** On Sealed Refrigeration System	5-Year	5-Year
Limited Warranty** On Sealed System Parts	12-Year	12-Year
Limited Warranty** on Accuride™ Slides†	Lifetime	Lifetime

*Door panels required.

†Full stainless wrap, no trim kit required.

††Depth can include 3/4" custom panel.

**See written warranty for details.

All-Refrigerators and All-Freezers

	ZIR36NDRH* ZIR36NDLH* ZIRS36NDRH† ZIRS36NDLH†	ZIF36NDRH* ZIF36NDLH* ZIFS36NDRH† ZIFS36NDLH†
Description		
	36" Built-In All-Refrigerator	36" Built-In All-Freezer
Capacity		
Total (cu. ft.)	21.9	21.9
Interior		
Spill-Proof Glass Shelves	6 Adj./1 Full-Width Fixed	
Sealed Snack Pans w/Full-Extension Slides	2 Regular	
Adj. Humidity, Produce Pans w/Easy Access Lid w/Full-Extension Slides	2 Extra-Large	
Wine Caddy	•	
Wire Shelves		5 Adj./1 Fixed/1 Full-Width Fixed
Wire Baskets w/Full-Extension Slides	4 Large	2 Regular, 4 Large
Wire Baskets w/Easy Access Lid w/Full-Extension Slides		2 Extra Large
Door Interior		
Door Bins	4	8
Gallon Door Bins	2	2
Sealed Dairy Compartment	2	
Egg Bin	•	
Glass Covered Butter Dish	•	
General Features		
Sealed System Design	Auto Cycle Defrost	Automatic Defrost
Four Adjustable Rollers	•	•
Four-Point Leveling System	•	•
130° Door Stop	•	•
Coil-Free Back	•	•
Automatic Ice Maker		•
Overall Dimensions (WxHxD in inches)	36 x 84 x 24-3/4††	36 x 84 x 24-3/4††
115 Volts/20 Amps	•	•
Approx. Shipping Weight (lbs.)	475	475
Full Warranty**	2-Year	2-Year
Full Warranty** On Sealed Refrigeration System	5-Year	5-Year
Limited Warranty** On Sealed System Parts	12-Year	12-Year
Limited Warranty** on Accuride™ Slides	Lifetime	Lifetime

*Door panels required.

†Full stainless wrap, no trim kit required.

††Depth can include 3/4" custom panel.

**See written warranty for details.

Custom Options for Refrigerators

48" Side-by-Side Refrigerators					
Models	ZISS48D	ZISW48D	ZISB48D	ZISS48N	ZIS48N
Custom Options					
Stainless steel panels		ZWSP48D	ZWSP48D		ZWSP48
White Lexan® panels		ZWWP48D			ZWWP48
Black Lexan® panels			ZWBP48D		ZWBP48
Custom handle kit for 1/4"-thick panels		ZKH1	ZKH1		ZKH1
Tubular stainless steel handles for 1/4"-thick panels		ZKHSS1	ZKHSS1		ZKHSS1
3/4"-thick custom panel kit		ZKT48	ZKT48		ZKT48
Custom handles for 3/4"-thick custom panels		ZKHT1	ZKHT1		ZKHT1
Tubular stainless steel handles for 3/4"-thick custom panels		ZKHTSS1	ZKHTSS1		ZKHTSS1
Adjustable grille height kit	ZGSSW48	ZG2	ZG2	ZGSSW48	ZG2
Dispenser collar trim kit		ZWCD2	ZWCD2		
White toekick kit	ZWT1	ZWT1	ZWT1	ZWT1	ZWT1

36" Bottom-Freezer Refrigerators					
Models	ZICS36NARH	ZICS36NALH	ZIC36NARH	ZIC36NALH	
Custom Options					
Stainless steel panels			ZWSC36	ZWSC36	
White Lexan® panels			ZWWC36	ZWWC36	
Black Lexan® panels			ZWBC36	ZWBC36	
Custom handle kit for 1/4"-thick panels			ZKHC1	ZKHC1	
Tubular stainless steel handles for 1/4"-thick panels			ZKHCSS1	ZKHCSS1	
3/4"-thick custom panel kit			ZKTC36RH	ZKTC36LH	
Custom handles for 3/4"-thick custom panels			ZKHTC1	ZKHTC1	
Tubular stainless steel handles for 3/4"-thick custom panels			ZKHTCSS1	ZKHTCSS1	
Adjustable grille height kit	ZGCSS36RH	ZGCSS36LH	ZGC2	ZGC2	
White toekick kit	ZWT1	ZWT1	ZWT1	ZWT1	
"Side by side" trim strip	ZFC1	ZFC1	ZFC1	ZFC1	

Glossary of Terms

Stainless steel, white or black panels. Factory-installed trim will accept 1/4"-thick accessory panels which are cut to size and ready to install. These panels must be ordered separately.

1/4"-thick custom panels. Factory-installed trim will accept 1/4"-thick custom panels which need to be ordered from your cabinetmaker.

Custom handle kit for 1/4"-thick custom panels. Allows for the installation of custom handles on 1/4"-thick panels.

Tubular stainless steel handles for 1/4"-thick custom panels. Allows for the installation of tubular handles (see handles on page 82) on 1/4"-thick panels.

3/4"-thick custom panel kit. Allows for the trimless installation of 3/4"-thick custom door and grille panels which need to be ordered from your cabinetmaker. This kit uses the standard supplied full-length handle.

Custom handle kit for 3/4"-thick custom panels. Includes hardware for the installation of custom handles of your choice on 3/4"-thick custom panels. This kit can only be used in combination with the 3/4"-thick custom panel kit.



42" Side-by-Side Refrigerators

36" Side-by-Side Refrigerators

	ZISS42D	ZISW42D	ZISB42D	ZISS42N	ZIS42N	ZISS36D	ZISW36D	ZISB36D	ZISS36N	ZIS36N
		ZWSP42D	ZWSP42D		ZWSP42		ZWSP36D	ZWSP36D		ZWSP36
		ZWWP42D			ZWWP42		ZWWP36D			ZWWP36
			ZWBP42D		ZWBP42			ZWBP36D		ZWBP36
		ZKH1	ZKH1		ZKH1		ZKH1	ZKH1		ZKH1
		ZKHSS1	ZKHSS1		ZKHSS1		ZKHSS1	ZKHSS1		ZKHSS1
		ZKT42	ZKT42		ZKT42		ZKT36	ZKT36		ZKT36
		ZKHT1	ZKHT1		ZKHT1		ZKHT1	ZKHT1		ZKHT1
		ZKHTSS1	ZKHTSS1		ZKHTSS1		ZKHTSS1	ZKHTSS1		ZKHTSS1
	ZGSSW42	ZG2	ZG2	ZGSSW42	ZG2		ZG2	ZG2		ZG2
		ZWCD1	ZWCD1				ZWCD1	ZWCD1		
	ZWT1	ZWT1	ZWT1	ZWT1	ZWT1	ZWT1	ZWT1	ZWT1	ZWT1	ZWT1

36" All-Refrigerators

36" All-Freezers

	ZIR36NDRH	ZIR36NDLH	ZIRS36NDRH	ZIRS36NDLH	ZIF36NDRH	ZIF36NDLH	ZIFS36NDRH	ZIFS36NDLH
	ZWSR36	ZWSR36			ZWSR36	ZWSR36		
	ZWWR36	ZWWR36			ZWWR36	ZWWR36		
	ZWBR36	ZWBR36			ZWBR36	ZWBR36		
	ZKHR1	ZKHR1			ZKHR1	ZKHR1		
	ZKHRSS1	ZKHRSS1			ZKHRSS1	ZKHRSS1		
	ZKTR36RH	ZKTR36LH			ZKTR36RH	ZKTR36LH		
	ZKHTR1	ZKHTR1			ZKHTR1	ZKHTR1		
	ZKHTRSS1	ZKHTRSS1			ZKHTRSS1	ZKHTRSS1		
	ZGC2	ZGC2	ZGCSS36RH	ZGCSS36LH	ZGC2	ZGC2	ZGCSS36RH	ZGCSS36LH
	ZWT1	ZWT1	ZWT1	ZWT1	ZWT1	ZWT1	ZWT1	ZWT1
	ZFC1	ZFC1	ZFC1	ZFC1	ZFC1	ZFC1	ZFC1	ZFC1

Tubular stainless steel handles for 3/4"-thick custom panels. Allows for the installation of tubular handles (*see handles on page 82*) on 3/4"-thick custom door panels. This kit can only be used in combination with the 3/4"-thick custom panel kit.

Adjustable grille height kit for side-by-side refrigerators. All refrigerators are shipped at 84" installation height. This kit provides side grille trim pieces that allow you to adjust the installation height to 83", 83-1/2" or 84-1/2".

Dispenser collar trim kit. Creates a trimless appearance around the dispenser and allows for one continuous custom panel on the freezer door.

White toekick kit. All refrigerators are shipped with a black toekick. Use this kit if you prefer a white toekick.

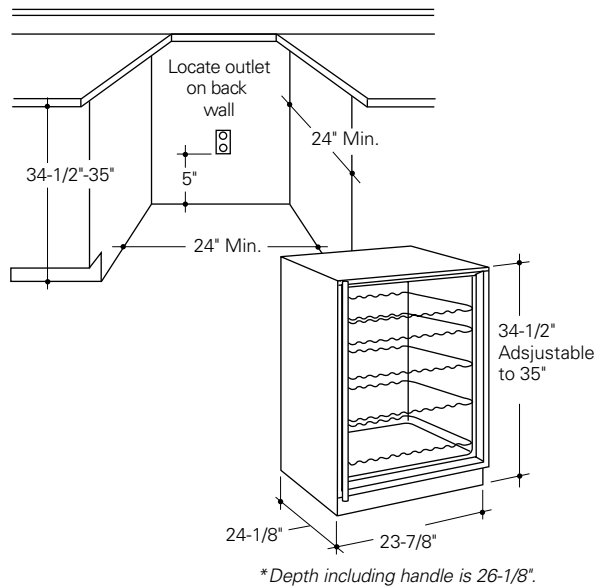
Adjustable grille height kit for bottom-freezer, all-refrigerator and all-freezers. All refrigerators are shipped at 84" installation height. This kit provides side grille trim pieces that allow you to adjust the installation height to 83-1/2" or 84-1/2".

"Side by side" installation trim strip for bottom-freezer, all-refrigerator and all-freezers. A trim strip to cover the seam between two refrigerators installed adjacent to one another.

Wine Chillers & Beverage Centers

ZDW24AWW, ZDW24ABB Wine Chillers and ZDB24AWW, ZDB24ABB Beverage Centers

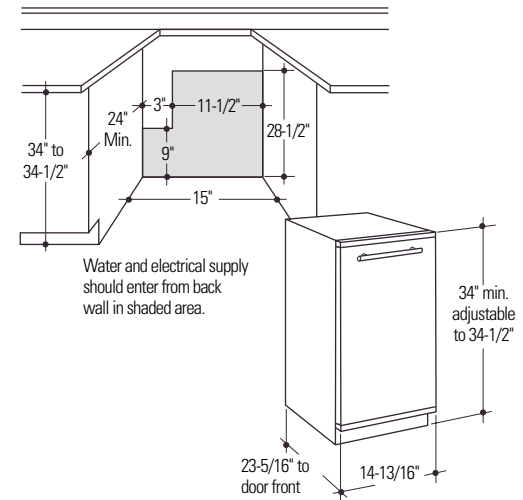
Note: Reference pub. no. 49-6980-1 for Wine Chiller, and 49-6981-1 for Beverage Center Installation Instructions, for complete details.



Icemakers

ZDI15CSS, ZDI15CWW and ZDIS15CBB Icemakers

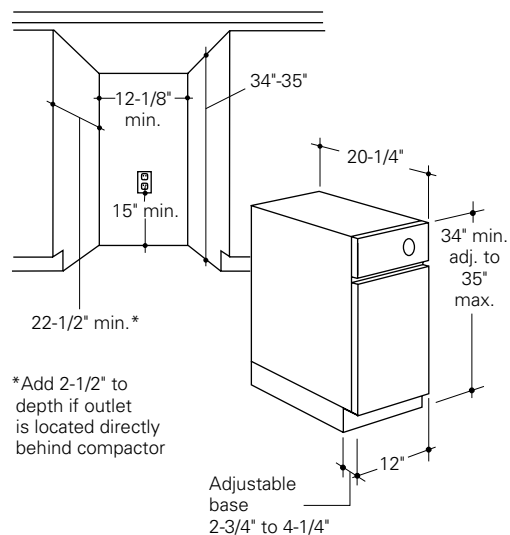
Note: The finished cutout is determined by the type of installation. Order pub. no. 49-60016 for complete instructions.



Compactors

ZCG3500DSS, ZCG3300VWW and ZCG3100VBB Compactors

Note: Reference pub. no. 49-5778-2, GE Monogram Compactor Installation Instructions, for complete details.



Wine Chillers and Beverage Centers

	ZDW24AWW ZDW24ABB	ZDB24AWW ZDB24ABB
Performance		
Total Capacity	50 Wine Bottles	14 Wine Bottles Plus Beverages
Slide-Out Shelves	5	2
Fixed Shelves	2	3
Convenience		
Adj. Temperature Control Beverage Center Section		Mid 30° to Mid 40°
Adj. Temperature Control Wine Section	Low 40° to Mid 60°	Mid 40° to Mid 50°
Interior Light	Auto/Manual	Auto/Manual
Appearance		
Colors Available	White Black	White Black
Wrapped Stainless Steel Glass Door w/ Tubular Handle	•	•
General Features		
Installation Options	Built-In or Free-Standing	Built-In or Free-Standing
See-Thru Glass Door	•	•
Reversible Door Swing	•	•
Overall Dimensions (<i>WxHxD in inches</i>)	23-7/8 x 34-1/2 x 24-1/8	23-7/8 x 34-1/2 x 24-1/8
Amps @ 115 Volts	2.0	2.0
Approx. Shipping Weight (<i>lbs.</i>)	126	130
Full Warranty*	1-Year	1-Year
Full Warranty* Sealed Refrigeration System	5-Year	5-Year
<i>*See written warranty for details.</i>		



Icemakers

	ZDIS15CSS ZDI15CWW ZDI15CBB
Performance	
Daily Ice Production	50 lbs.
Storage Bin	25 lbs.
Convenience	
Automatic Shut-Off	•
Cast Aluminum Ice Scoop	•
Interior Light	•
Electronic Control w/Pushpads	•
Cycles	On/Off/Clean
Clean Light	•
Appearance	
Colors	Stainless Steel White Black
Full-Length Door	•
Handle	Stainless Steel Tubular White Black
Accepts 3/4" Custom Panels	ZIP75VWW ZIP75BB
Reversible Door	•
100° Door Stop	•
General Features	
Overall Dimensions (<i>WxHxD in inches</i>)	14-13/16 x 34 x 23-5/16
Amps @ 120 Volts	5.3
Drain Pump Accessory Kit	ZPK1
Full Warranty*	1-Year
Full Warranty* Sealed Refrigeration System	5-Year
<i>*See written warranty for details.</i>	

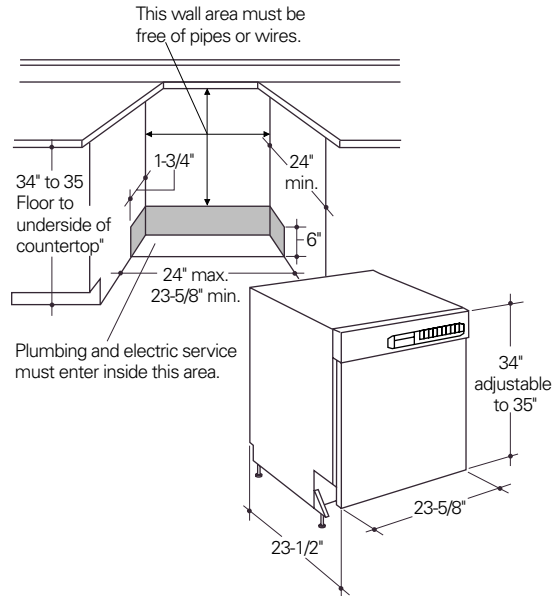
Compactors

	ZCG3500DSS ZCG3100VWW ZCG3100VBB
Performance	
1/3 HP Motor	•
5,000 lb. Maximum Compacting Force	•
Automatic Anti-Jamming Feature	•
Convenience	
Slide-Out Compactor Drawer	•
Lock/Start Control w/Removable Key	•
Appearance	
Colors Available	Stainless Steel White Black
White/Black Reversible Drawer Panel	Black and White Models
Adjustable Base (<i>toekick depth</i>)	•
Accepts Stainless Steel Panels	24-M117 (<i>Black & White Models</i>)
Drawer Trim Accepts 1/4" Custom Panel	Black & White Models
Accepts 3/4" Custom Panel	•
General Features	
Overall Dimensions (<i>WxHxD in inches</i>)	12 x 34–35 x 20-1/4
Amps @ 120 Volts	5.0
Approx. Shipping Weight (<i>lbs.</i>)	135
Full Warranty*	1-Year
<i>*See written warranty for details.</i>	

Dishwashers

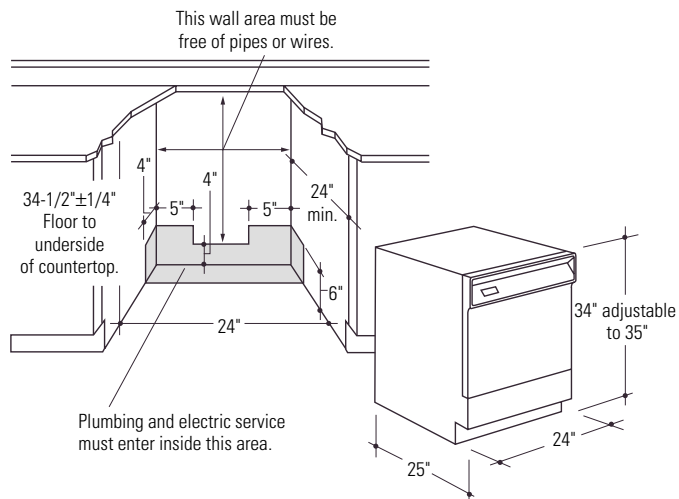
ZBD5900FSS, ZBD5700FWW, ZBD5700FBB, ZBD5600DWW and ZBD5600DBB Dishwashers

Note: Reference pub. no. 49-5860, GE Monogram ZBD5900FSS, ZBD5700FWW, ZBD5700FBB, ZBD5600DWW and ZBD5600DBB Dishwasher Installation Instructions, for complete details.



ZBD4500DSS, ZBD4200DWW and ZBD4200DBB Dishwashers

Note: Reference pub. no. 49-5867, GE Monogram ZBD4500DSS, ZBD4200DWW and ZBD4200DBB Dishwasher Installation Instructions, for complete details.





Dishwashers

	European Design			American Design	
	ZBD5900FSS	ZBD5700FWW ZBD5700FBB	ZBD5600DWW ZBD5600DBB	ZBD4500DSS	ZBD4200DWW ZBD4200DBB
Features					
Control Type	Electronic	Electronic	Turn-To-Start	Electronic	Electronic
QuickClean Controls				•	•
Cycle Status Indicators	5	5	Dial	6	6
Touchpads/Knobs	8 Pads	8 Pads	2 Knobs	11 Pads	11 Pads
Cycle/Options	19 Combinations	19 Combinations	17 Combinations	Variable	Variable
Cycles					
(Super Wash) Pots & Pans	•	•	•	•	•
Normal	•	•	•	•	•
(Light Wash) China/Crystal			•	•	•
(Fast Wash) Speed Wash	•	•	•	•	•
Rinse & Hold	•	•	•	•	•
Sani Wash				•	•
CleanSensor Technology				•	•
Options					
Water Temp	Norm/Boost/Sanitization	Norm/Boost/Sanitization	Norm/Boost		
(Heated Dry) Speed Dry	•		•	•	•
Delay Start	2/4/6 Hour	2/4/6 Hour		2/4/8 Hour	2/4/8 Hour
Clear/Reset or Cancel	•	•	•	•	•
Electronic Child Lock Out	•	•		•	•
Cycle Auto Memory	•	•		•	•
Power Pre-Soak				•	•
Appearance					
Door Panel Color	Stainless Steel	White Black	White Black	Stainless Steel	White Black
Accepts Stainless Steel Panels	Standard			Standard	GPF400S*
Accepts 3/4" Custom Panels		ZPF75W/ZPF75B	ZPF75W/ZPF75B		GPF475*
Accepts 1/4" Custom Panels		ZPF25W/ZPF25B	ZPF25W/ZPF25B		GPF425W/GPF425B
General Features					
Stainless Steel Interior	•	•	•		
PermaTuf® Interior				•	•
Interior Light	•	•			
Upper Rack	Nylon 2-Position	Nylon 2-Position	Nylon 2-Position	Nylon w/ Fold-Down Tines	Nylon w/ Fold-Down Tines
Lower Rack	Nylon w/ Fold-Down Tines	Nylon w/ Fold-Down Tines	Nylon w/ Fold-Down Tines		
Silverware Basket	Deluxe w/Cell Covers	Deluxe w/Cell Covers	Deluxe w/Cell Covers	Split w/Cell Covers	Split w/Cell Covers
Utility Shelves	4	4	4	4	4
Wash Levels	5	5	5	5	5
Upper-Level Wash	•	•	•	•	•
Mid-Level Wash Arm	Stainless Steel	Stainless Steel	Stainless Steel	•	•
Lower Wash Arm	Stainless Steel	Stainless Steel	Stainless Steel	•	•
Filter System	Stainless Steel 4-Way	Stainless Steel 4-Way	Stainless Steel 4-Way	Triple	Triple
Hard Food Disposer				•	•
Rinse Aid Dispenser	•	•	•	•	•
Monogram Sound Insulation Package	•	•	•	•	•
Overall Dimensions (WxHxD in inches)	23-5/8 x 34-35 x 23-1/2	23-5/8 x 34-35 x 23-1/2	23-5/8 x 34-35 x 23-1/2	24 x 34-35 x 25	24 x 34-35 x 25
Amps @ 120 Volts	12.0	12.0	12.0	8.6	8.6
Approx. Shipping Weight (lbs.)	110	110	110	81	81
Full Warranty**	1-Year	1-Year	1-Year	1-Year	1-Year
Limited Warranty** On Parts	2-Year	2-Year	2-Year	2-Year	2-Year
Limited Warranty** On Upper and Lower Racks	5-Year	5-Year	5-Year	5-Year	5-Year
Limited Warranty** On Electronic Control Module	5-Year	5-Year	5-Year	5-Year	5-Year
Full Warranty** On Tub and Door Liner	Lifetime	Lifetime	Lifetime	Lifetime	Lifetime

*GPF100 heavy spring kit (to be used if custom door panel weighs more than 4 lbs) is included with kits GPF400S and GPF475.
**See written warranty for details.

EXCEPTIONAL SERVICE IS A MONOGRAM STANDARD.

Monogram™ offers a feature no other brand can match: customized services that begin before you've selected your appliances and continue until well after your Monogram home has become a reality. The Monogram Collection,™ a superb line of kitchen appliances with a package of services to match.

GE Answer Center® 800.626.2000. For technical assistance and answers to your questions about Monogram appliances any time.

Monogram Preferred Service, 800.444.1845. Connects you with a specialist who can schedule a service call within 24 hours.

Visit <http://www.monogram.com>. To view Monogram specifications, installation information and owner's manuals online.

GE QuickSpecs, 800.432.3729. To request dimensions and specifications on any Monogram appliance, and have the data transmitted, within minutes, to the fax number you provide.



Monogram.®
We bring good things to life.

*General Electric Company
Louisville, Kentucky 40225*

*All Monogram products are appropriately
UL or AGA approved.*

*Product improvement is a continuing
endeavor at General Electric. Therefore,
materials, appearance and specifications
are subject to change without notice.*

\$30.00

Publication Number 24-M290