


# Café™ CustomFit ENERGY STAR® Smart Dishwasher with Ultra Wash Top Rack and Dual Convection Ultra Dry

# C A F É

CDT858P4VW2/CDT858P3VD1/CDT858P2VS1



## ALSO AVAILABLE IN



CDT858P3VD1  
Matte Black with  
Brushed Stainless  
handles



CDT858P2VS1  
Fingerprint Resistant  
Stainless Steel with  
Brushed Stainless handles

CDT858P4VW2  
Matte White with Brushed  
Bronze handles



Certified to NSF  
Standard 184 for  
sanitization

## FEATURES & BENEFITS

**CustomFit Top Rack with Ultra Wash** – Load your way in this dishwasher with a customizable top rack. The CustomFit Top Rack can be configured to maximize flexibility. In addition, the UltraWash Zone uses powerful jets to target stuck-on food on silverware, spatulas, ramekins and lids.

**CustomFit Basket with Ultra Wash** – Load more than just silverware in this flexible basket with dedicated wash jets below. The CustomFit Basket holds all your silverware, 9" tall stemware and reusable straws, so items that were hand-washed before can safely be washed in the dishwasher.

**CustomFit Lid Caddy** – Cup lids and blender blades can easily dry thanks to the CustomFit Lid Caddy. It is designed to hold items at the perfect position for cleaning and restricts water from pooling, so pieces come out clean and dry after every wash.

**Ultra Wash & Dual Convection Ultra Dry** – Expect precision cleaning and superior dryness on fine china, dinnerware and plastics in this Ultra Wash and dry dishwasher. Exceptional features like Variable-Pressure Jets and Dual-Convection Ultra Dry offer great results with every cycle.

**Customizable dishwasher handles** – Choose from six unique Café handle finishes to complement the rest of your kitchen thanks to this dishwasher with customizable hardware.

**4 bottle wash jets** – This dishwasher with 4 bottle wash jets ensures a deep clean for tall items, narrow glasses, jars and more. In the upper rack, each of the jets directs water and detergent inside to effectively wash hard-to-reach areas.

**Smart Features Powered by SmartHQ™** – Built-in WiFi and the SmartHQ™ app make it easy to control and monitor your smart dishwasher from anywhere. You can also conveniently access the latest features like Favorites, which allows you to access your favorite cycles with a single button.

**Smart Assist** – Smart Assist makes it simple for you to unlock optimal wash and dry performance. Innovative dishwasher sensors and intelligent machine learning enhance and improve cycles over time.

**Smooth-glide adjustable middle rack** – Load your dishwasher your way thanks to an adjustable middle rack. Easily move it up and down to fit bottles, large platters and other items as tall as 10.5".

**Presoak + Sanitize** – Save time with a high-temperature cycle that steams and sanitizes. Loosen tough soils before the wash cycle begins without the need to pre-rinse or soak. Plus, a sanitization cycle reduces 99.999% of bacteria on dishes.

**Silverware Wash** – Powerful jets in the top rack and CustomFit basket work in unison using targeted washing action to clean even the most stuck-on foods from silverware, cooking utensils and more.

**Middle and lower rack fold-down tines** – Two rows of adjustable tines in both the middle and lower rack allow you to load the way you want. 16 different tine positions offer the ultimate customization to fit all of your items.

**Wash zones** – Wash a true half load in the upper or lower rack whenever you need to in this dishwasher with loading flexibility. Just choose your wash zone: upper or lower. The feature works in combination with most cycles, saving you time and conserving energy.

**Active Flood Protect** – Active Flood Protect prevents potential overflows for greater peace of mind. It works by using a water leak detector to sense when water is too high, pumping it out until a safe level is reached.

**Flush installation** – Cabinet-depth flush installation ensures your dishwasher blends in with the design of your kitchen without sacrificing space for dishes inside.

**Piranha™ Hard Food Disposer** – The Piranha™ Hard Food Disposer lets you use your dishwasher without pre-rinsing. Its stainless steel impellers rotate to pulverize food particles and an anti-jamming design make sure wash arms stay unclogged.

**44 dBA dishwasher** – Enjoy a peaceful kitchen while delivering a powerful wash thanks to this super-silent 44 dBA dishwasher.

## FEATURES

Style	Built-In
Tub and Door Liner	Stainless Steel
Tub Type	Tall Tub
Control Type	Top Controls; Cap Touch Controls; 8 Touchpads
Dishwasher Control Features	Audible End-of-Cycle Signal; Cycle Countdown with Bi-Color LED Status Light on Door; Cycle Progress Indicators: Clean/Sanitized/Smart Assist/WiFi/Remote Enabled; Last Cycle Memory; Fingerprint Resistant
Wash System	4-Level; 800 Series
Wash System Features	90+ Spray Jet Wash System; Automatic HotStart; Automatic Temperature Control; Bottle Jets (4); Deep Clean Silverware Jets; Hard Food Disposer with Removable Filter; Lower Wash Arm; Middle Wash Arm; Variable Speed Dual Pumps and Motors
Sensor	Clean Sensor
Wash Arms	3rd Rack; 4 Wash Levels; Bottle Jets; Deep Clean Silverware Jets; Lower; Middle; Upper; CustomFit Basket with Ultra Wash Jets
Water Filtration System	100% Filtration with Hard Food Disposer and Removable Filter
Dispenser	Rinse Aid with Indicator and Adjustment
Number of Cycles	6
Dishwasher Cycles	Auto Wash; Cascade Platinum Plus (on app); Cookware; Express; Gentle; Normal
Number of Options	15
Dishwasher Options	1/2 Load (on app); Bottle Wash (on app); Delay Start 1-12 Hr.; Favorites (on app); Heated Dry Off; Hi-Temp Wash; Lock Controls; Normal Dry; Presoak + Sanitize (Certified to NSF Standard 184); Sabbath Mode; Silverware Wash; Start/Cancel; Ultra Dry; WiFi/Remote Enabled; Favorites on Machine and App
Rack Features	Adjustable Upper Rack; Ball-Tipped Tines; Cafe Flex Silverware Basket; Full Extension Slides-Upper; CustomFit Lid Caddy
Racking Material	Nylon
Rack Color	Black Pearl
Number of Place Settings	Up to 16
Upper Rack	1 Rack Handle; 1/2 Fixed Tines, 1/2 Fold Down Tines; Ball-Tip Tines; Fixed Tines with Bottle Jets; Lid Manager; Premium Height Adjustable; Smooth Glide Middle Rack
Lower Rack	Ball-Tip Tines; 1/2 Fixed Tines, 1/2 Fold Down Tines
Additional Protection	Active Flood Protect; Leak Defense with Active Flood Protect
Dishwasher Drying Features	Dual Convection Ultra Dry; Heated Dry – Ultra/Normal/Off; Multi-Wattage Wash & Dry Element; Dual Fan Assist
Cutlery Tray	CustomFit Top Rack with Ultra Wash
Leveling System	4 Leveling Legs
Latch	Pull Handle
WiFi Connect	Built-In
Exterior Style	Customizable Professional

## ECONOMICAL/QUIET

Quiet Package	44 dBA
Quiet Features	Quiet Water Valve; Sealed Toe Kick; Tub Collar Trim
Motor Type	Variable Speed
Outer Wrap	Full-Wrap Blanket; Bitumen
Door Insulation	Insulation; Mastic

## WEIGHTS & DIMENSIONS

Cabinet Width	24 in
Approximate Shipping Weight	137 lb
Net Weight	124 lb
Overall Height	34 in
Height w/Legs Retracted - Minimum Height	33-3/8 in
Height w/Legs Extended - Maximum Height	34-5/8 in
Overall Depth	24 in
Overall Width	23-3/4 in

## APPEARANCE

Door Style	Long Door with Top Controls
Installation	Side Installation or Top Installation Included; Built-Up Floor Capable; Flush Cabinet Installation
Door Appearance	Full-Length Flat Door

Café™ CustomFit ENERGY STAR® Smart Dishwasher  
with Ultra Wash Top Rack and Dual Convection Ultra Dry

CDT858P4VW2/CDT858P3VD1/CDT858P2VS1

C A F É

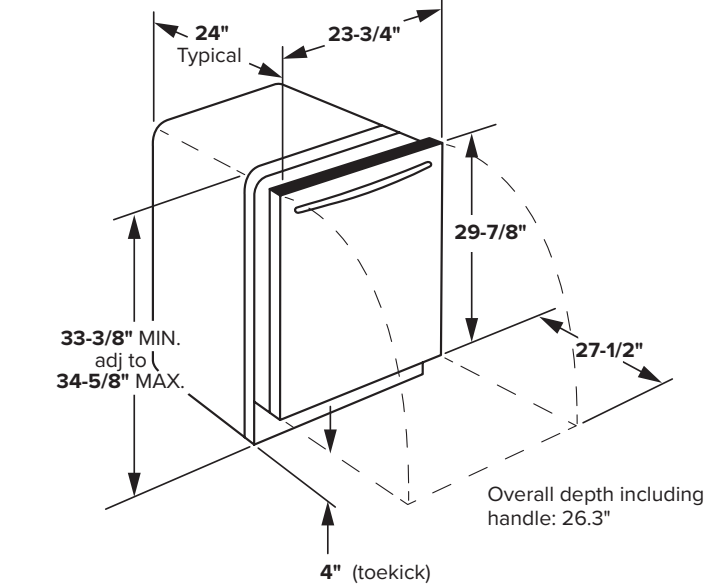
TECHNICAL DETAILS

Calrod Heater Watts	800/500
Power Connection	Optional cord kit (GPFCORD - WX09X70910, WX09X70911)
Volts/Hertz/Amps	120 V; 60 Hz; 7.2A

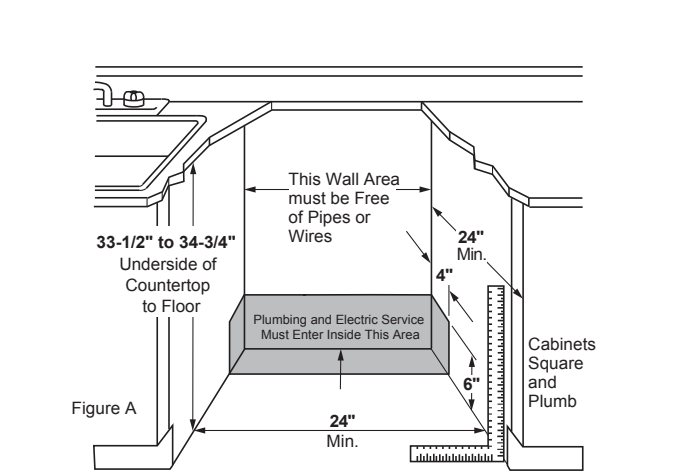
WARRANTY

Parts Warranty	Limited 1-Year Entire Appliance
Labor Warranty	Limited 1-Year Entire Appliance
Warranty Notes	See Written Warranty for Full Details

DIMENSIONS



INSTALLATION DIMENSIONS



ADDITIONAL ACCESSORIES

CXADTH1PVB BT ACC  
Brushed Black  
Handle Kit

CXADTH1PVBZ ACC  
Brushed Bronze  
Handle Kit  
(Standard on  
Matte White)

CXADTH1PVCU ACC  
Brushed Copper  
Handle Kit

CXADTH1PVSS ACC  
Brushed SS  
Handle Kit  
(Standard on  
Matte Black and  
Stainless Steel)

CXADTH1PVCG ACC  
Brushed Brass  
Handle Kit

CXADTH1PVFB ACC  
Flat Black  
Handle Kit