

# JKD915WK/BK

## GE Profile™ 27" Warming Drawer

### Dimensions and Installation Information (in inches)

KW Rating	
120V	.45
Breaker Size	
120V	15 Amps

**Optional Accessories:**  
**JXP2** – Optional Pan Set  
 Accessory for Warming  
 Drawer. Two commercial  
 pans with lids (4" deep)  
**ZXD30B** – 1/4" panel kit  
 capability

**Undercounter Installation:** A solid barrier must be installed at least 1" from the lowest point of the bottom of cooktop burner box to the top of the cutout. Use any solid material such as 1/4"-thick plywood. Allow at least 1/4" air gap between the barrier and the top of the warming drawer. See label on top of the warming drawer for approved cooktop models.

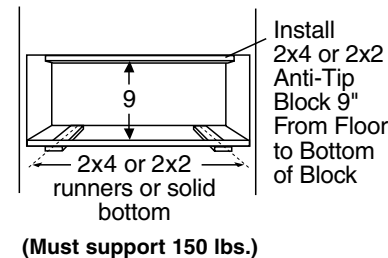
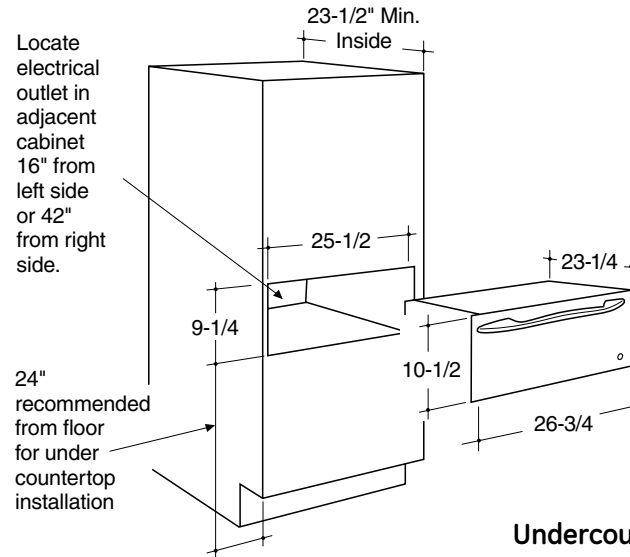
**Under Oven Installation:** Additional clearance between cutouts may be required. Check to be sure that oven supports above the warming drawer location do not obstruct the required interior 23-1/2" depth and 9-1/4" height.

**Door handle protrudes 2-3/4" from door face. Cabinets and drawers on adjacent 45° and 90° walls should be placed to avoid interference with the handle.**

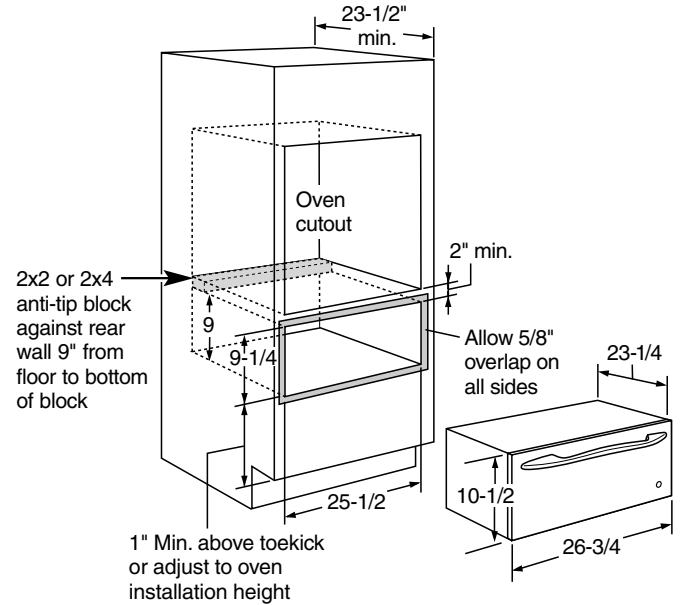
**Installation Information:** Before installing, consult installation instructions packed with product for current dimensional data.

For answers to your Monogram®, GE Profile™ or GE® appliance questions, visit our website at [ge.com](http://ge.com) or call GE Answer Center® service, 800.626.2000.

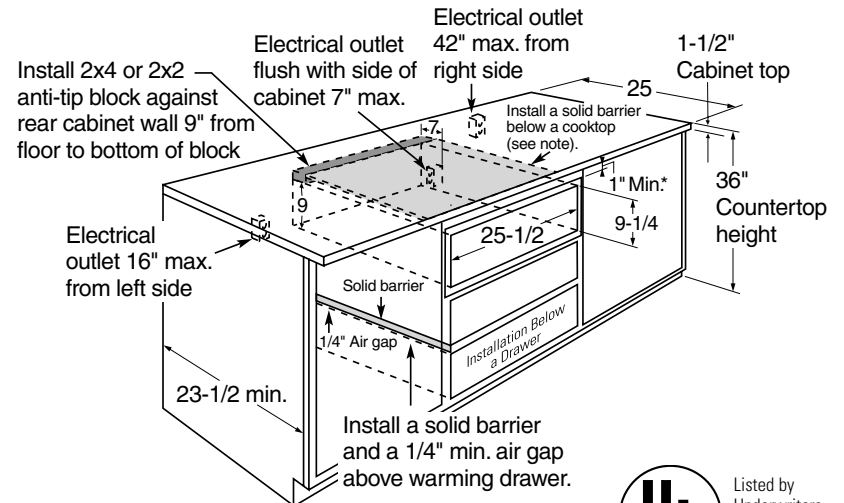
### Warming Drawer Dimensions



### Under Oven Installation



### Undercounter Installation



imagination at work




Listed by  
Underwriters  
Laboratories

# JKD915WK/BK

## GE Profile™ 27" Warming Drawer

### Features and Benefits

- Flush Appearance Installation - Transitions smoothly into the kitchen cabinetry to deliver a clean and sophisticated appearance
- Variable Degree Control - Provides temperature settings from 80 degrees to 210 degrees to deliver flexible warming performance for a variety of needs
- Variable Humidity Control - Gives cooks the ability to customize warming, from crisp to moist, based on their desired result
- Frameless Drawer Front - Achieves a smooth appearance for an attractive, modern presentation that is easy to wipe clean
- "On" Indicator Light - Illuminates when the warming drawer is operating for cooking convenience and kitchen safety
- Half Rack - Delivers a versatile option to help maximize drawer space for warming multiple foods at once
- Model JT965WKWW – White on white
- Model JT965BKBB – Black on black



imagination at work