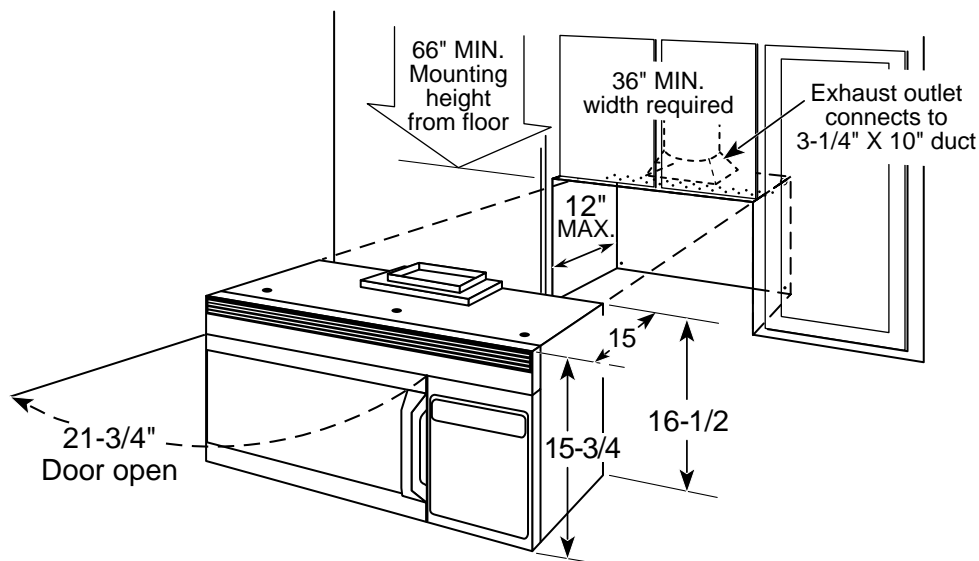




JVM3660BF/CF/SF/WF – GE Profile™ 36" Spacemaker® 1.8 Cu. Ft. Over-the-Range Microwave Oven

Dimensions (in inches)



Note: Requires 120V grounded outlet. Electrical receptacle must be located in cabinet above Spacemaker microwave oven. No additional wiring, venting or cabinet rebuilding necessary in many cases. Complete detailed, easy-to-follow installation instructions and convenient full-size templates are packed with the Spacemaker microwave oven.

Important Information: When installing the Spacemaker microwave oven over a range, allow minimum of 2" from bottom of Spacemaker microwave oven to top of range backguard to allow for removal of light covers.

Installation Information: This information is not intended to be used for installing unit described. Before installing, consult installation instructions packed with product/kit for current dimensional data.

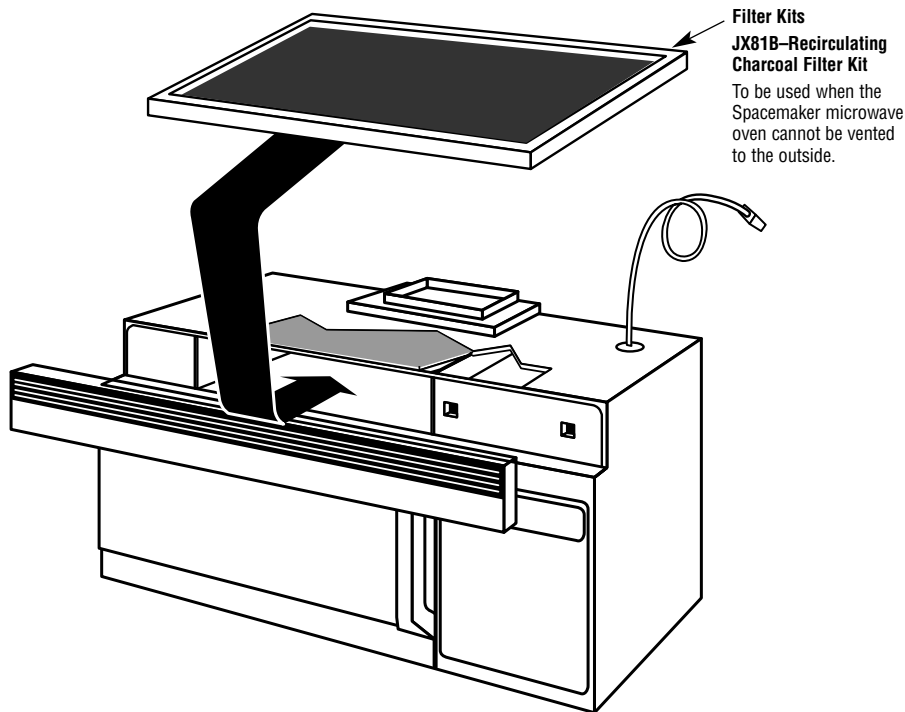


For answers to your Monogram®, GE Profile™ or GE appliance questions, visit our website at GEAppliances.com or call GE Answer Center® service, 800.626.2000.



JVM3660BF/CF/SF/WF – GE Profile™ 36" Spacemaker® 1.8 Cu. Ft. Over-the-Range Microwave Oven

Optional Accessories (Available at additional cost)



HOOD EXHAUST DUCT

Outside ventilation requires a HOOD EXHAUST DUCT. Read the following carefully.

EXHAUST CONNECTION: The hood exhaust has been designed to mate with a standard 3-1/4" x 10" rectangular duct. If a round duct is required, a rectangular-to-round transition adaptor must be used. Do not use less than a 6" diameter duct

REAR EXHAUST: If a rear or horizontal exhaust is to be used, care should be taken to align exhaust with space between studs, or wall should be prepared at the time it is constructed by leaving enough space between the wall studs to accommodate exhaust.

MAXIMUM DUCT LENGTH: For satisfactory air movement, the total duct length of 3-1/4" x 10" rectangular or 6" diameter round duct should not exceed 140 equivalent feet.

ELBOWS, TRANSITIONS, WALL AND ROOF CAPS, etc., present additional resistance to airflow and are equivalent to a section of straight duct which is longer than their actual physical size. When calculating the total duct length, add the equivalent length of all transitions and adaptors plus the lengths of all straight duct sections. The chart below shows the approximate feet of equivalent length of some typical ducts.

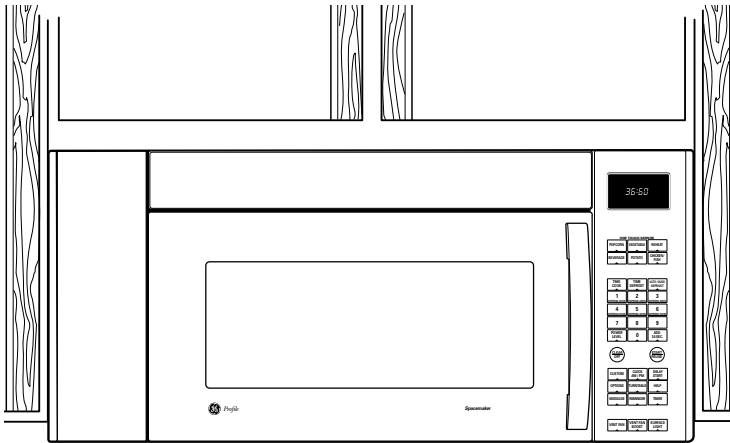
Duct	Equivalent Feet
A. Rectangular-To-round Transition Adaptor	5 ft.
B. Wall Cap	40 ft.
C. 90° Elbow	10 ft.
D. 45° Elbow	5 ft.
E. 90° Elbow	25 ft.
F. 45° Elbow	5 ft.
G. Roof Cap	24 ft.



For answers to your Monogram® GE Profile™ or GE appliance questions, visit our website at GEAppliances.com or call GE Answer Center® service, 800.626.2000.



JVM3660BF/CF/SF/WF – GE Profile™ 36" Spacemaker® 1.8 Cu. Ft. Over-the-Range Microwave Oven



Features and Benefits

- 1.8 cu. ft. Cavity/Powerful 1100 Watts*
- Electronic Touch Controls
- Custom Pads and One Touch Sensor Cooking Controls for Chicken, Fish, Beverage, Popcorn, Potatoes, Reheat and Vegetables
- Recessed Turntable (On/Off) and Removable Cooking Rack
- SmartControl System with Interactive Electric Scrolling Digital Display
- Three Speed, High-Capacity Exhaust Fan with Boost (300 CFM)/Halogen Cooktop Lighting and Halogen Cavity Light
- Auto Defrost/Time Defrost/Quick Defrost
- Display On/Off (Bilingual)
- Express Cook (1-6 mins.) with Instant-On Controls
- CircuWave™ 1100 with 10 Power Levels
- Clock and AM/PM Pad
- Complete Cooking Reminder with Beeper Volume Control
- Easy Mount Installation
- Bright View Window and Designer-Style Handle
- Model JVM3660WF – White on white
- Model JVM3660BF – Black on black
- Model JVM3660CF – Bisque on bisque
- Model JVM3660SF – Stainless steel

*IEC-705 Test Procedure