

JB655DT

GE® 30" Free-Standing Electric Range

Dimensions and Installation Information (in inches)

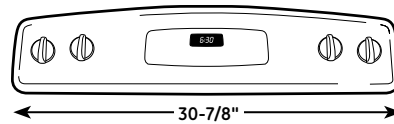
KW Rating	
240V	12.9
208V	9.7
Breaker Size	
40 Amps†	

†**Note:** Check local codes for required breaker size.

Effective January 1, 1996, the National Electrical Code requires that new construction (not existing) utilize a 4-conductor connection to an electric range.

Receptacle Locations: Locally approved flexible service cord or conduit must be used because terminals are not accessible after range installation. See shaded area in drawing for location of electrical outlet box. Recommended outlet locations allow range to be installed directly against wall.

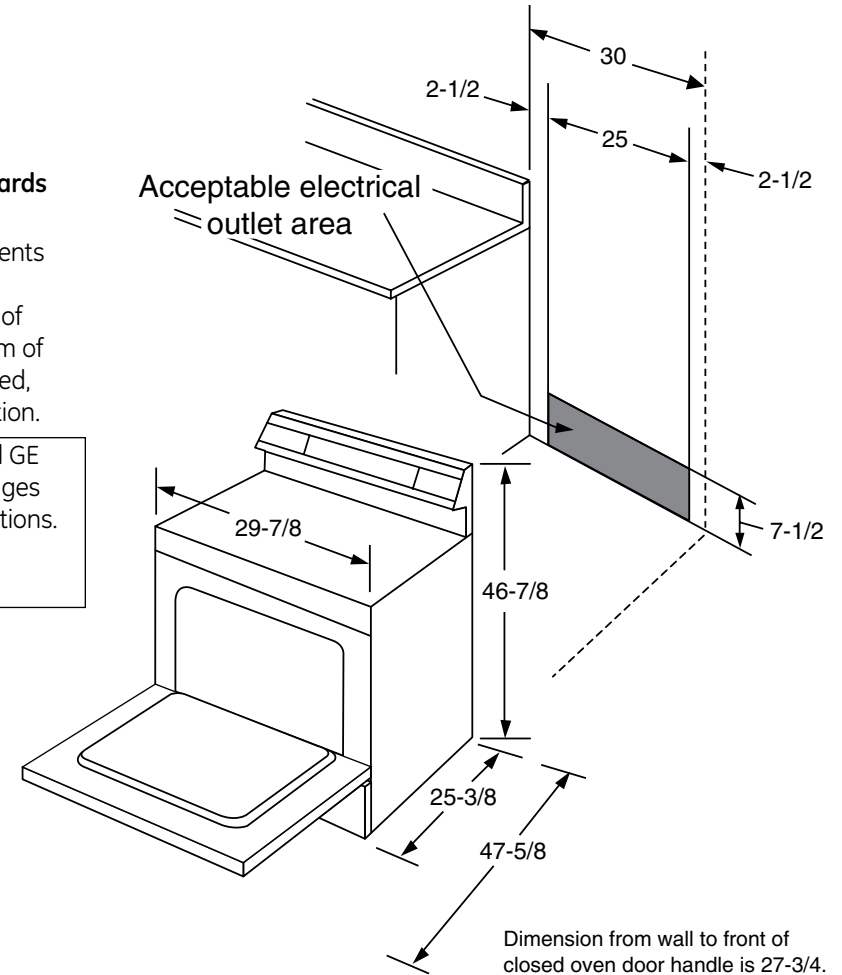
Installation information: Before installing, consult installation instructions packed with product for current dimensional data.



All 30" GE gas and electric range backguards are 30-7/8" wide.*

Note: 30" ranges conform to U.L. requirements for 0" spacing from adjacent walls below countertops. To reduce possible scorching of walls, engineering recommends a minimum of 1-1/2" spacing to allow for possible extended, high heat, no-load heating element operation.

*Except these models: JGBS07, JGBS04, all GE Profile free-standing electric and gas ranges. Fits most countertop backsplash applications. Consult Use & Care Manual for detailed installation instructions.



For answers to your Monogram®, GE Profile™ or GE® appliance questions, visit our website at geappliances.com or call GE Answer Center® service, 800.626.2000.



imagination at work



All GE ranges are equipped with an Anti-Tip device. The installation of this device is an important, required step in the installation of the range.




Listed by Underwriters Laboratories

JB655DT

GE® 30" Free-Standing Electric Range

Features and Benefits

- Self-clean with Steam Clean option - Gives you two easy ways to clean baked-on food and spills, so you can pick the one that fits your lifestyle
- Super-large oven capacity - Remarkably large oven interior is ideal for holidays, dinner parties and everyday family cooking
- 9"/12" Dual element - Two heating elements in one allows you to choose either a 9" or 12" element for your cookware
- 6"/9" PowerBoil™ Element - Accommodates various-size pots or pans and 3,000 watts of power speeds the boiling process
- Warming zone (Fifth element warming zone) - Simplify meals by keeping foods fresh from the oven warm and ready to serve
- Hidden bake oven interior - Conceals the lower oven bake element to eliminate hard-to-reach areas that collect food and spills for easy cleaning
- TrueTemp™ oven system - This feature helps ensure the temperature you set is the temperature you get, with less variance, to give you the baking and broiling performance you desire
- Self-Clean Heavy-Duty Oven Racks - Double coated porcelain-enameled racks no longer require hand cleaning
- QuickSet IV Oven Controls - Feature an easy to use design which allows you to set precise cooking temperatures
- Model JB655DTBB – Black on black
- Model JB655DTWW – White on white



imagination at work