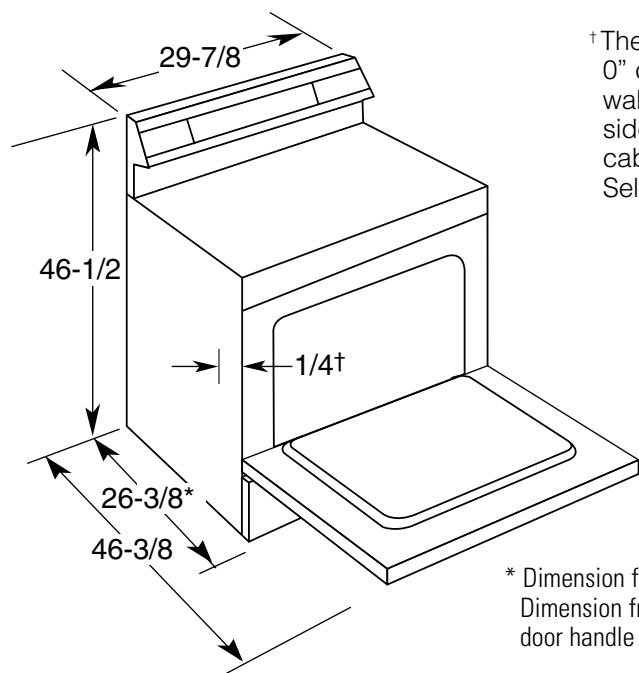




GE Appliances

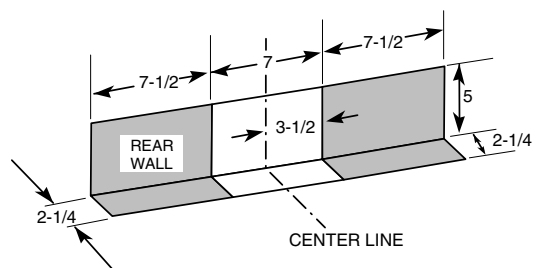
JBS61BC - GE 5.0 Cu. Ft. Free-Standing Electric Range

Dimensions (in inches)



† The range may be placed with a 0" clearance (flush) at the back wall and side walls if the range side trime extend beyond the cabinet fronts at least 1/4". Self-Clean models only.

* Dimension from wall to front of closed door. Dimension from wall to front of closed door handle is 28-1/2".



KW Rating	
240V	10.5
208V	7.9

Receptacle Locations

For 30" Free-Standing Ranges locally approved flexible service cord or conduit must be used because terminals are not accessible after range installation. See shaded area in drawing for location of electrical outlet box. Recommended outlet locations allow range to be installed directly against wall.

Note: 30" Ranges conform to U.L. requirements for 0" spacing for adjacent walls below countertops. To reduce possibility of scorching of walls, it is recommended a minimum of 1-1/2" spacing be allowed from adjacent side walls to allow for possible extended, high-heat, no-load heating element operation.

Installation Information: Before installing, consult installation instructions packed with product for current dimensional data.

For answers to your Monogram®, GE Profile Performance Series™, GE Profile™ or GE appliance questions, call GE Answer Center® service, 800.626.2000.



All GE ranges are equipped with an Anti-Tip device. The installation of this device is an important, required step in the installation of the range.




Listed by
Underwriters
Laboratories



GE Appliances

JBS61BC - GE 5.0 Cu. Ft. Free-Standing Electric Range



Features and Benefits

- Super Large 5.0 Cu. Ft. Oven Capacity
- Standard Clean Oven
- One-Piece Upswept Patterned Glass-Ceramic Cooktop
- Two 6" and Two 8" Ribbon Heating Elements
- QuickSet II Oven Controls
- Digital Temperature Display
- 2 Oven Shelves
- Auto Oven Shut-Off with Override
- Audible Preheat Signal
- Dual Bake Element
- Hot Surface Lights
- Oven "On" Lights
- Infinite Heat Controls
- Interior Oven Light
- Porcelain-Enameled Broiler Pan with Chrome-Plated Grid
- Frameless Glass Oven Door with Window
- Designer-Style Handle
- Extra-Large Storage Drawer
- Model JBS61WCWW - White on white
- Model JBS61BCWH - White
- Model JBS61BCAD - Almond