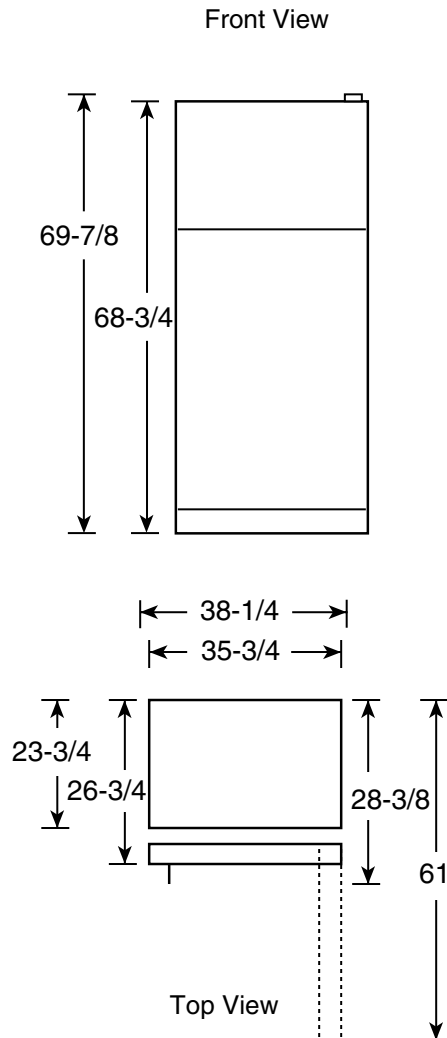




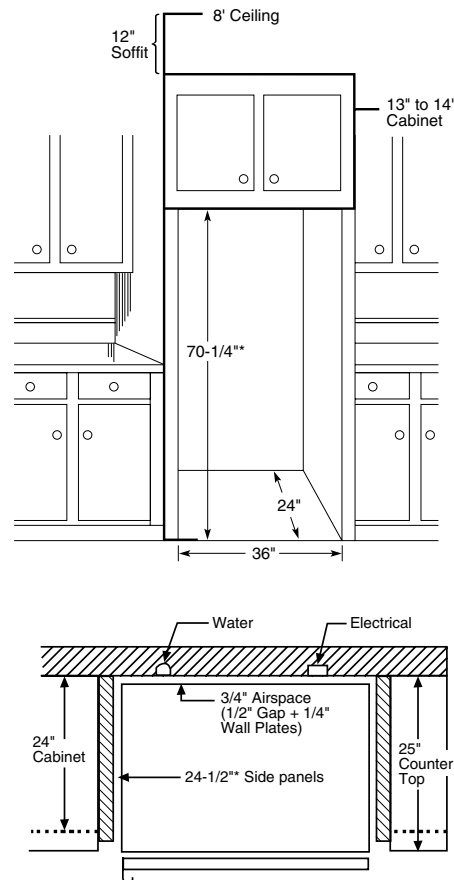
Profile™

PTC22SBM - GE Profile™ 21.9 Cu. Ft. CustomStyle™ Top-Freezer Refrigerator with Dispenser

Case Dimensions (in inches/cm.)



Rough-In Dimensions (in inches/cm.)



Standard, New Construction and Replacement Installation

Installation Tips to Maximize the Built-In Look

- All wall/floor moulding should be removed prior to installation.
- Water recess on rear wall recommended to prevent water line damage. 48" minimum length 1/4" diameter water line tubing recommended.
- When possible, recess both copper water line and electrical outlet. (See local codes)
- Front and rear leveling legs are adjustable for the built-in look. (See owner's manual)

Handle Side Clearance

- At least 2" (51 mm) on the handle side for fingertip clearances.

Top and Bottom Clearance

- At least 3/16" (4.75 mm) at the top and bottom edges to allow for trim flange.

Hinge Side Clearance

- The installation of 3/4" (19 mm) thick side panels requires less clearance because the space between the door and adjacent countertop is wider.
- To avoid door contact to countertop consider:
 - Miter the corner of the adjacent countertops 45°, or
 - pull the refrigerator forward enough to avoid contact.

IMPORTANT: Before finalizing specifications for your GE Profile Performance™ CustomStyle™ Refrigerator, Please NOTE:

- A minimum of 36" is required for refrigerator installation
- Be sure to allow for 1/2" or 3/4" side panels in addition to the 36" minimum

For answers to your Monogram®, GE Profile™ or GE appliance questions, visit our website at WWW.GEAppliance.com or call GE Answer Center® service, 800.626.2000.



Total volume and shelf area are calculated by the Association of Home Appliance Manufacturers' standards.




Listed by Underwriters Laboratories



Profile™

PTC22SBM - GE Profile™ 21.9 Cu. Ft. CustomStyle™ Top-Freezer Refrigerator with Dispenser



Features and Benefits

- 21.9 cu ft Capacity (Fresh Food 15.4 cu ft / Freezer 6.5 cu ft)
- 2 Adjustable Humidity Vegetable/Fruit Crispers with Spill-Proof Crisper Cover
- Adjustable Temperature Meat Pan
- Slide-Out, Slide-Over Pans
- 4 Adjustable, Split Glass Fresh Food Cabinet Shelves (3 Slide-Out, Spill Proof)
- 3 Adjustable ClearLook™ Modular Door Bins with Gallon Storage
- 1 Fixed Fresh Food Door Bin with Tall Bottle Storage
- QuickSpace™ Shelf
- Quick Store™ Bin
- Beverage Rack
- Dairy Compartment with Butter Dish
- Egg Bin
- 2 Adjustable, Split Wire Everwhite Freezer Compartment Shelves
- 3 Freezer Door Bins (2 Adjustable; 1 Full-Width Fixed)
- 4 Ice 'N Easy Trays with Ice Storage Bin
- Deluxe Quiet Design Quiet Package
- Black Premium Door Handles
- Model PTC22SBMBS - Stainless steel