

GE AIR CONDITIONER ACCESSORIES

Split System/Built-In/Window/Zoneline® Models




We bring good things to life.

RAAS12 *Replacement Filters for 9,000 and 12,000 Btu/Hr Units*

A removable and washable original equipment filter that improves air quality. Frequent filter maintenance improves efficiency and increases life expectancy of the unit. Order individually or by box of 20.


Also available as service part number WJ85X10011



RAAS18 *Replacement Filters Sets for 18,000 Btu/Hr Units*

A pair of original equipment filters which are removable and washable that improve air quality. Frequent filter maintenance improves efficiency and increases life expectancy of the unit. Order by pairs or by box of 20 pairs.

Also available as service part number WJ85X10009



RAKREMC *Replacement Remote Control for Air Conditioners*

RAKREMH *Replacement Remote Control for Heat Pump Air Conditioner Units*

A wireless remote control allowing operation of the air conditioner from up to 23 feet. Features include air circulation, nighttime/sleep operation, temperature and humidity. In addition, the Auto Operation mode automatically sets the temperature and fan speeds, based on room temperature. The Dehumidify mode automatically sets the cooling fan at a low speed to remove moisture and to increase comfort. The liquid crystal display on the remote indicates mode of operation, time and temperature (C or F).

RAKREMC is also available as service part number WJ26X10011

RAKREMH is also available as service part number WJ26X10010



TUS1542, TUS2542, TUS1553, TUS2553 *Tube Kits*

Each kit includes pre-flared, insulated copper interconnecting tubing (15 foot lengths for models TUS1542 and TUS1553, and 25 foot lengths for models TUS2542 and TUS2553), 30 feet of 18-4 gauge interconnecting wiring cable, plastic sleeve (8¼" x 2¾" Dia.) and 12 wire ties.

TUS1542 and **TUS2542** are used on GE Split System Models: AS1CD09AA0, ASOCD09AA0, AS1CD12AA0, ASOCD12AA0, AS1RD09AA0, AS0RD09AA0, AS1RD12AA0, and AS0RD12AA0.

TUS1553 and **TUS2553** are used on GE Split System models: AS1CD18DA0, ASOCD18DA0, AS1RD18DA0 and AS0RD18DA0.

Note: Be sure to use the correct tubing kit. Model numbers are printed on the nameplates located on the side of the indoor and outdoor units.



WINDOW UNITS

RAK7 *Support Bracket for Large Chassis*

Optional support brackets for large chassis window models.



BUILT-IN UNITS

RAD4A1 *Drain Kit*

Internal/External Drain Kit


Drain kit for use on "J" series wall cases. For more positive control of condensate water, the RAD4A1 drain kit routes condensate to the exterior or to the interior of the building through the wall case. Suitable provision (field applied) should be made to connect the drain tube to a drain system in the building. Drain tube assembly is 1/2" O.D. copper.



NOTE: The RAG14E exterior grille is NOT compatible with the RAD4A1 EXTERNAL drain tube. Use of this grille would require the use of the INTERNAL TUBE configuration to drain the unit.

RAK65A1 *Window Installation Kit for "J" Series Built-In Units*

Adapts built-in wall case for window installation. (This kit is included in "J" series units designed for window installation.) Window opening width – 26-7/8" to 40". Window opening height – 16-3/8" minimum.



RAB46 *Standard Wall Case for “J” Chassis Built-In Unit*

Solid-sided wall case fabricated of galvanized steel with baked enamel (beige) finish. Welded areas are coated with a sealing compound to help resist rust and corrosion. Polymer gasket surrounds opening to assure tight weather seal. Aluminum grille (RAG13) is included. Panels on interior and between case and grille provide weather protection prior to installation of chassis.



RAB47/48 *Tenant Option Wall Cases for “J” Chassis*

When the air conditioner is offered as a tenant option, these wall cases provide protection against outside elements.


RAB47 – includes wall case, exterior grille, weather panel and steel closure panel.

RAB48 – includes wall case, exterior grille, insulated steel closure panels.



RAG13 *Stamped Aluminum Exterior Grille “J” Series*


Used to replace exterior grille on old “J” wall case to maximize efficiency and capacity of new chassis. The grille is included with new wall cases RAB46, 47, or 48.



RAG14E *Architectural Louvered Exterior Grille for “J” Series*

Extruded aluminum grille for application with RAB46, 47, or 48.

NOTE: The RAG14E exterior grille is NOT compatible with the RAD4A1 EXTERNAL drain tube. Use of this grille would require the use of the INTERNAL TUBE configuration to drain the unit.




RAF622 Room Side Grille for Rounded Front "J" Chassis Units

Used as replacement grille for rounded front "J" chassis units. (Not for use with high mount units).



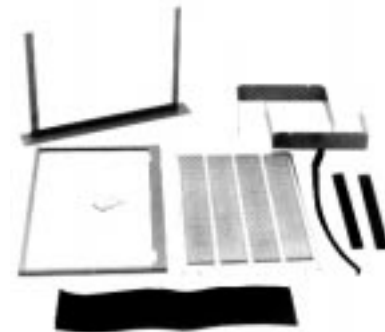
RAK690 Architectural Louver Grille Adapter for "J" Chassis Units

Permits most existing architectural louvered grilles to be used with sloped front or rounded front "J" chassis units. Kit consists of two wire mesh screen sections, clips to attach screen to existing wall case, and two air deflectors to be mounted to new chassis.



RAK1072 Hotpoint Chassis Sleeve Adapter

Kit adapts Hotpoint ACXB 10 and ACXB 11 wall case (used with ACTB chassis) to the sloped front or rounded front "J" chassis. Existing case dimensions are 25-3/4" W, 16-7/8" H, 18-5/8" D. All needed gaskets and hardware, including the outdoor grille, are included.




RAK1082 Whirlpool Sleeve Adapter

Kit adapts Whirlpool Type 23W wall case for installation of the sloped front or rounded front "J" model chassis. The Whirlpool case dimensions are 25-7/8" W, 16-1/2" H, 23-1/8" D.



RAK1102 RAB30 (F Model Sleeve) Adapter

Kit adapts RAB30 wall case for installation of the sloped front or rounded front “J” model chassis. The RAB30 case dimensions are 26" W, 18" H, 24"D.



RAK123A64 Fedders Sleeve Adapter

Kit adapts Fedders “A” wall case for installation of the “J” wall case (includes outdoor grille) and “J” model chassis. Existing Fedders wall case dimensions are 27" W, 16-3/4" H, 16-3/4" D.

Kit consists of four gaskets which are applied to the wall case to assure a tight weather seal between the two cases.



RAK126 Westinghouse Sleeve Adapter

Kit adapts Westinghouse wall case (2626D73H01) for installation of sloped front “J” chassis. The Westinghouse case dimensions are 25-7/8" W, 15-7/16" H, 16" D.

In addition to the kit, order either RAG13 (stamped grille) or RAG14E (architectural grille) to replace the existing outdoor grille.



RAK56A100 RAB13, 14 and 15 Sleeve Adapter


This gasket kit allows replacement of ACLB or RCL units (which used the RAB13, 14, or 15 wall case) with the “J” model chassis. These cases have gaskets approximately 1/3 of the way back from the front. In addition to the kit, order either RAG13 (stamped) or RAG14E (architectural) grille or use RAK690 kit to allow new chassis to be used with existing architectural grille.



RAA7 Replacement Filter for Sloped Front "J" Chassis

The RAA7 washable, removable air filter improves air quality and reduces dirt deposits on heat transfer surfaces. Frequent filter cleaning improves efficiency and increases life expectancy of the unit. Order individually or by box of 20.


Also available as service part number WJ85X0158



RAA72 Replacement Filter for Rounded Front "J" Chassis

The RAA72 washable, removable air filter improves air quality and reduces dirt deposits on heat transfer surfaces. Frequent filter cleaning improves efficiency and increases life expectancy of the unit. Order individually or by box of 20.


Also for AJCH and AJEH high mount units.



RAA8 Replacement Filter for "J" High Mount Chassis

The RAA8 washable, removable air filter improves air quality and reduces dirt deposits on heat transfer surfaces. Frequent filter cleaning improves efficiency and increases life expectancy of the unit. Order individually or by box of 20. Fits chassis with model numbers beginning with AJXH, AJMH, AJAH, AJJH.

Also available as service part number WJ85X0186



RAB71 (All Zonline® Series) **Standard Wall Case**

The RAB71 is a galvanized steel wall sleeve with expanded polystyrene foam insulation. It is welded and protected with baked-on enamel. Welded areas are protected with a sealing compound to prevent rust. The RAB71 wall case accepts all Zonline® chassis models.



RAB77A4 (All Zonline® Series) **SMC Wall Case**

The Zonline® SMC universally designed wall case by GE utilizes a fiberglass reinforced polyester compound to produce a durable, non-corrosive wall case for all Zonline® Packaged Terminal Air Conditioners and Heat Pumps. The RAB77A4 SMC wall case accepts all Zonline® chassis models.



RAD10 (All Zonline® Series) **Internal/External Drain Kit**


For more positive control of condensate water, the RAD10 drain kit routes condensate to the exterior or to the interior of the building through the wall case. Suitable provision (field applied) should be made to connect the RAD10 drain tube to a drain system in the building. Drain tube assemblies are 1/2" O.D. copper and consist of a short right angle tube and a 6" long straight tube to suit the particular application.



RAF452 (AZ Series* - 2200, 3200 and 5200 Only)

Replacement Standard Room Cabinet


Room cabinet with wrap-around design has attractive textured finish which matches unit sleeve. Cabinet is injection molded of high-impact polystyrene. Cabinet fastens to chassis without tools or hardware. The room cabinet contains the slide out filters and 2 position reversible discharge louvers.



RAG60 (AZ Series*)

Stamped Aluminum Exterior Rear Grille

The standard exterior grille is made of durable aluminum to protect chassis components and minimize air recirculation.




RAG61/62/63/64/65/66 (AZ Series*)

Architectural Rear Grille

Optional, one-piece molded grille and frame assembly for improved appearance and protection. Grilles are molded of GE Cycloy® and have a slightly textured, colorfast surface to blend with most walls. Grilles can be painted with the color of your choice.


Architectural Grille With Flange – Models RAG64/65/66 offer the addition of a 1/2" flange at top and sides to help conceal the juncture of the RAB71/77A4 wall case and the wall opening.

RAG61 – Beige, RAG62 – Maple, RAG63 – Dark Brown, RAG64 – Beige, RAG65 – Maple, RAG66 – Dark Brown




RAG67 (AZ Series*) *Aluminum Architectural Grille*

Extruded Aluminum Grille for use with RAB71 and RAB77 wall cases.



RAKOIM (AZ Series*- 2200, 3200 and 5200 Only) *Optional Interface Module for Central Desk Control or Remote Thermostat Control*

The RAKOIM is required if a unit is to be installed with a Central Desk Control or a Remote Thermostat Control. Includes screw, and a short wire harness on the RAKOIM that is plugged into the mating receptacle on the front of the control box.



RAK40 (AZ Series*) *Air Deflector Kit*

Kit adapts AZ chassis for use with older GE architectural grilles. The deflectors are installed to the condenser end sheet flanges to prevent condenser airflow recirculation. The kit also allows some custom (non-standard) rear grilles to be used provided they have sufficient open area.




***A-B Series:** Zonelines® built before 1987 - Zoneline® I, II, III, and IV; **AZC Series:** Zonelines® built from 1987 to 1992 – includes AZR Series – Zoneline® 1000, 2000, 2500, 2700, 3000, 4000, 5000; **AZ Series:** Zonelines® built after 1992 – Zoneline® 2100, 3100, 2600, 5100 / Zoneline® 2200, 3200, 5200.

RAK605 (AZ Series* - 2100 and 3100 Only) **Duct Adapter**

(Not for 2600 and 5100 Series)


The RAK605 duct adapter is attached to the top of the wall case to allow the air from the Zoneline® to heat or cool an adjacent room. Duct extension RAK601 can be applied to right or left of the adapter. (Zoneline® 5100 Series not approved for ducted application)



RAK6052 (AZ Series* - 2200 and 3200 Only) **Duct Adapter**


(Not for 5200 Series)

The RAK6052 duct adapter is attached to the top of the wall case to allow the air from the Zoneline to heat or cool an adjacent room. Duct extension RAK601 can be applied to right or left of the adapter. (Zoneline® 5200 Series not approved for ducted application)



RAK601/602 (AZC and AZ Series* - 2100, 2200, 3100, and 3200 Only) **Duct Extension, Register and Trim Flange**

RAK601 is a 44" long duct and includes an air register and trim flange for the secondary space. If two extensions are made from one RAK601 duct, an additional air register and trim flange can be ordered separately as an **RAK602** reducing the cost of the installation. For use with **RAK605** and **RAK6052**




***A-B Series:** Zonelines® built before 1987 - Zoneline® I, II, III, and IV; **AZC Series:** Zonelines® built from 1987 to 1992 – includes AZR Series – Zoneline® 1000, 2000, 2500, 2700, 3000, 4000, 5000; **AZ Series:** Zonelines® built after 1992 – Zoneline® 2100, 3100, 2600, 5100 / Zoneline® 2200, 3200, 5200.

RAK701 (AZ Series* - 2100 and 3100 Only)

Duct Adapter for Replacement of A-B with Sloped Front AZ Chassis


The RAK701 duct adapter is designed to line up with the duct extension where the original chassis was a flat-top discharge A-B Series. Using the RAK701 will allow the existing duct extension to be used without requiring the relocation of the hole through the wall to the adjacent room. Discharge grille, end plate, and extension mounting hardware must be removed from old duct adapter and installed on the RAK701.



RAK7012 (AZ Series* - 2200 and 3200 Only)

Duct Adapter for Replacement of A-B with Rounded Front AZ Chassis

The RAK7012 duct adapter is designed to line up with the duct extension where the original chassis was a flat-top discharge A-B Series. Using the RAK7012 will allow the existing duct extension to be used without requiring the relocation of the hole through the wall to the adjacent room. Discharge grille, end plate, and extension mounting hardware must be removed from old duct adapter and installed on the RAK7012.



RAK702 (AZ Series* - 2100 and 3100 Only)

Duct Transition for Replacement of AZC with Sloped Front AZ Chassis


The RAK702 duct transition is designed to allow duct installation where the original chassis was a slope front discharge (AZC or AZR) chassis. Using the RAK702 will allow the existing duct adapter and extension to be used without requiring the relocation of the hole through the wall to the adjacent room.



*A-B Series: Zonelines® built before 1987 - Zoneline® I, II, III, and IV; AZC Series: Zonelines® built from 1987 to 1992 - includes AZR Series - Zoneline® 1000, 2000, 2500, 2700, 3000, 4000, 5000; AZ Series: Zonelines® built after 1992 - Zoneline® 2100, 3100, 2600, 5100 / Zoneline® 2200, 3200, 5200.

RAK7022 (AZ Series* - 2200 and 3200 Only) **Duct Transition for Replacement of AZC with Rounded Front AZ Chassis**

The RAK7022 duct transition is designed to allow duct installation where the original chassis was a slope front discharge (AZC/AZR/AZ21/AZ31) chassis. Using the RAK7022 will allow the existing duct adapter and extension to be used without requiring the relocation of the hole through the wall to the adjacent room.



RAK201 (AZC and AZ Series*) **Access Plate Cover**

The RAK201 access plate cover is made of heavy gauge steel with multiple knockouts for special applications. Will adapt to service conduit .875" or 1.125"; circuit breaker up to 30 amp or 30 amp receptacle. The RAK201 fits old sub-bases RAK120, RAK121 and RAK122 for easy replacement of A-B series with AZC and AZ series.



RAK204 (AZ Series* - 2200, 3200 and 5200 Only) **Standard Sub-Base**

The RAK204 sub-base is made of heavy gauge steel to provide support of the wall case. It has full base enclosure with break-away side channels, simple connection to wall case, and 4-point leveling legs. The sub-base will adapt to service conduit, circuit breakers and receptacles up to 30 amps. It may also be used as a non-electrical sub-base to provide support for the unit.



Power cord and junction box not included with sub-base.

| Kit No. | Sub-Base | Circuit Ampacity | Chaseway |
|-----------|-------------------|------------------|--------------|
| † RAK204U | Standard | N/A | Not Included |
| RAK204D20 | Sub-Base 230/208V | 15 & 20 | Included |
| RAK204D30 | Sub-Base 230/208V | 30 | Included |
| RAK204E15 | Sub-Base 265V | 15 | Included |
| RAK204E20 | Sub-Base 265V | 20 | Included |
| RAK204E30 | Sub-Base 265V | 30 | Included |

† RAK204U May be used with AZC and AZ 2100, 3100, 2600 and 5100.

RAK205CW (AZ Series* - 2200, 3200 and 5200 Only) **Chaseway**




Chaseway for wiring containment between junction box on chassis and RAK204U sub-base.

See Photo Above

RAK3152/3202/3302/ † (AZ Series* - 5200 Only)

15, 20, and 30 Amp (230/208 Volts) Universal Power Supply

Required for 5200 series 230/208 volt units.

| Kit No. | Volts | Heater Wattage | Circuit Ampacity | |
|---------|---------|----------------|------------------|---|
| RAK3152 | 230/208 | 2,550/2,090 | 15 |  |
| RAK3202 | 230/208 | 3,450/2,820 | 20 |  |
| RAK3302 | 230/208 | 5,000/4,090 | 30 |  |



RAK4002 (AZ Series* - 2200, 3200 and 5200 Only)

Direct Connect Junction Box (230/208 and 265 Volts)





RAK4002 junction box kit for permanent connection of 230/208 and 265 volt units to building power supply. Includes multi-circuit connector harness for use on value line units. Junction box is included on 265 volt units.



RAK5152/5172/5202/5302/ † (AZ Series* - 5200 Only)

15, 20, and 30 Amp (265 Volts) Universal Power Supply

Required for 5200 series 265 volt units.

| Kit No. | Volts | Heater Wattage | Circuit Ampacity | |
|---------|-------|----------------|------------------|---|
| RAK5152 | 265 | 1,700 | 15 |  |
| RAK5172 | 265 | 3,000 | 15 |  |
| RAK5202 | 265 | 3,700 | 20 |  |
| RAK5302 | 265 | 5,000 | 30 |  |



Branch circuit plug to be used only in connection to appropriate sub-base.

***A-B Series:** Zonelines® built before 1987 - Zoneline® I, II, III, and IV; **AZC Series:** Zonelines® built from 1987 to 1992 - includes AZR Series - Zoneline® 1000, 2000, 2500, 2700, 3000, 4000, 5000; **AZ Series:** Zonelines® built after 1992 - Zoneline® 2100, 3100, 2600, 5100 / Zoneline® 2200, 3200, 5200.
†The power connection kit determines the heater wattage and current requirements when it is plugged into the Zoneline® unit. NOTE: All power cord kits and permanent connection kits may be used on all units (of matching voltage) NOTE: 7,000 BTU models do not have 5,000 watt heaters.

RAK802 (AZ Series*- 2100, 2600, 3100 and 5100 Only)

Locking Door Kit

The RAK802 provides door lock kit and key to prevent access to Zonline® unit controls. Also provides two thumb screws for securing the room cabinet to the chassis on the lower right and left sides.



RAK8022 (AZ Series*- 2200, 3200 and 5200 Only)

Locking Door Kit

The RAK8022 provides door lock kit and key to prevent access to Zonline® unit controls. Also provides two thumb screws for securing the room cabinet to the chassis on the lower right and left sides.



RAK806 **Universal Cover Label** (10 Covers per kit)

The RAK806 provides a self adhesive label to cover the control area and refer room occupant to use a remote thermostat.

THIS UNIT IS
CONTROLLED BY
WALL THERMOSTAT

RAK147 (A-B, AZ, and AZR Series*) *Heat Pump Remote Thermostat*

RAK147 is used with heat pump units. Units have integral low voltage terminal board to connect with thermostat. Temperature, operation mode, and fan operation are controlled at wall mounted thermostat.

Note: 3200/5200 series requires RAKOIM.



RAK163A1 (A-B, AZ, and AZR Series*) *Cooling with Electric Heat Remote Thermostat*

RAK 163A1 is used with resistance heat models. Units have integral low voltage terminal board to connect with thermostat. Temperature, operation mode, and fan operation are controlled at wall mounted thermostat.

Note: 2200 series requires RAKOIM.



RAK165 (A-B, AZ and AZR Series*) *See-through Locking Cover for Wall Thermostat*


Tamper-proof see-through cover prevents unwanted adjustments to the thermostat – includes base, mounting screws, cover and locking key.



RAA5 (AZC Series*) *Replacement Filters for AZC Models (20 per Box)*

The RAA5 washable, removable air filter improves air quality and reduces dirt deposits on heat transfer surfaces. Frequent filter maintenance improves efficiency and increases life expectancy of the unit.

Also available as service part number WP85X0008




*A-B Series: Zonelines® built before 1987 - Zonline® I, II, III, and IV; AZC Series: Zonelines® built from 1987 to 1992 – includes AZR Series – Zonline® 1000, 2000, 2500, 2700, 3000, 4000, 5000; AZ Series: Zonelines® built after 1992 – Zonline® 2100, 3100, 2600, 5100 / Zonline® 2200, 3200, 5200.

RAA6 (AZ Series* - 2100, 2600, 3100, and 5100 Only)

Replacement Filters for AZ Models (10 pairs per Box)

The up-front filters on the GE Zonline® unit are conveniently accessed by simply pulling them up from the top of the room cabinet. By simplifying the task, filter cleaning is more likely to occur on schedule and the unit will operate as efficiently as possible. Sold in pairs.

Also available as service part number WP85X0015



RAA62 (AZ Series* - 2200, 3200 and 5200 Only)

Replacement Filters for AZ Models (20 pairs per Box)

The up-front filters on the GE Zonline® unit are conveniently accessed by simply pulling them up from the top of the room cabinet. By simplifying the task, filter cleaning is more likely to occur on schedule and the unit will operate as efficiently as possible. Sold in pairs.



RAK901L (AZ Series*) **Wall Case Insulation Kit**

Five pieces of 13" x 14" x 1/4" adhesive-backed polyethylene to insulate the inside of the RAB70 or RAB77A4 wall case. The RAK901L minimizes the formation of moisture on exterior of wall case.



***A-B Series:** Zonelines® built before 1987 - Zonline® I, II, III, and IV; **AZC Series:** Zonelines® built from 1987 to 1992 - includes AZR Series - Zonline® 1000, 2000, 2500, 2700, 3000, 4000, 5000; **AZ Series:** Zonelines® built after 1992 - Zonline® 2100, 3100, 2600, 5100 / Zonline® 2200, 3200, 5200.

Order Information

Split System Units

| Number | Description | Page No. |
|---------|---|----------|
| RAAS12 | Replacement Filters for 9,000 and 12,000 Btu/Hr Units | 2 |
| RAAS18 | Replacement Filters for 18,000 Btu/Hr Units | 2 |
| RAKREMC | Remote Control for Air Conditioners | 2 |
| RAKREMH | Remote Control for Heat Pump Air Conditioner Units | 2 |
| TUS1542 | Tube Kit | 2 |
| TUS2542 | Tube Kit | 2 |
| TUS1553 | Tube Kit | 2 |
| TUS2553 | Tube Kit | 2 |

Window Units

| Number | Description | Page No. |
|--------|-----------------------------------|----------|
| RAK7 | Support Bracket for Large Chassis | 3 |

Built-In Units

| Number | Description | Page No. |
|-----------|--|----------|
| RAA7 | Replacement Filter for Sloped Front "J" Chassis | 7 |
| RAA72 | Replacement Filter for Rounded Front "J" Chassis | 7 |
| RAA8 | Replacement Filter for "J" High Mount Chassis | 7 |
| RAB46 | Standard Wall Case for "J" Chassis Built-In Unit | 4 |
| RAB47/48 | Tenant Option Wall Cases for "J" Chassis | 4 |
| RAF622 | Room Side Grille for Rounded Front "J" Chassis Units | 5 |
| RAG13 | Stamped Aluminum Exterior Grille "J" Series | 4 |
| RAG14E | Architectural Louvered Exterior Grille for "J" Series | 4 |
| RAK1072 | Hotpoint Chassis Sleeve Adapter | 5 |
| RAK1082 | Whirlpool Sleeve Adapter | 5 |
| RAK1102 | RAB30 (F Model Sleeve) Adapter | 6 |
| RAK123A64 | Fedders Sleeve Adapter | 6 |
| RAK126 | Westinghouse Sleeve Adapter | 6 |
| RAK56A100 | RAB13, 14 and 15 Sleeve Adapter | 6 |
| RAK690 | Architectural Louver Grille Adapter for "J" Chassis Unit | 5 |
| RAD4A1 | Drain Kit | 3 |
| RAK65A1 | Window Installation Kit for "J" Series Built-In Units | 3 |

Zoneline® Units

| Number | Description | Model Type* | Page No. |
|---------|--|--------------|----------|
| RAA5 | Replacement Filters for ACZ Models (20 per box) | AZC | 16 |
| RAA6 | Replacement Filters for AZ Models (10 pairs per box) | AZ | 17 |
| RAA62 | Replacement Filters for AZ Models (20 pairs per box) | AZ | 17 |
| RAB71 | Standard Wall Case | All Zoneline | 8 |
| RAB77A4 | SMC Wall Case | All Zoneline | 8 |
| RAD10 | Internal/External Drain Kit | All Zoneline | 8 |
| RAF452 | Replacement Standard Room Cabinet (2 position louvers) | AZ | 9 |
| RAG60 | Stamped Aluminum Exterior Rear Grille | AZ | 9 |
| RAG61 | Architectural Rear Grille, Beige | AZ | 9 |

All sales kits are stocked in Appliance Distribution Centers

*A-B Series: Zonelines® built before 1987 - Zoneline® I, II, III, and IV; AZC Series: Zonelines® built from 1987 to 1992 - includes AZR Series - Zoneline® 1000, 2000, 2500, 2700, 3000, 4000, 5000; AZ Series: Zonelines® built after 1992 - Zoneline® 2100, 3100, 2600, 5100 / Zoneline® 2200, 3200, 5200.

Order Information

Zoneline® Units

| Number | Description | Model Type* | Page No. |
|----------|--|--------------|----------|
| RAG62 | Architectural Rear Grille, Maple | AZ | 9 |
| RAG63 | Architectural Rear Grille, Dark Brown | AZ | 9 |
| RAG64 | Architectural Rear Grille w/Flange, Beige | AZ | 9 |
| RAG65 | Architectural Rear Grille w/Flange, Maple | AZ | 9 |
| RAG66 | Architectural Rear Grille w/Flange, Dark Brown | AZ | 9 |
| RAG67 | Aluminum Architectural Grille | AZ | 10 |
| RAK147 | Heat Pump Remote Thermostat | A-B, AZ, AZR | 16 |
| RAK163A1 | Cooling with Electric Heat Remote Thermostat | A-B, AZ, AZR | 16 |
| RAK165 | See-through Locking Cover for Wall Thermostat | A-B, AZ, AZR | 16 |
| RAK201 | Access Plate Cover | AZC,AZ | 13 |
| RAK204 | Standard Sub-Base | AZC,AZ | 13 |
| RAK205CW | Chaseway | AZ | 13 |
| RAK3152 | Universal Power Supply, 15 Amp, 230/208V, 2.55/2.09 KW | AZ | 14 |
| RAK3202 | Universal Power Supply, 20 Amp, 230/208V, 3.45/2.82 KW | AZ | 14 |
| RAK3302 | Universal Power Supply, 30 Amp, 230/208V, 5.00/4.09 KW | AZ | 14 |
| RAK40 | Air Deflector Kit | AZ | 10 |
| RAK4002 | Direct Connect Junction Box, 230/208 and 265V | AZ | 14 |
| RAK5152 | Universal Power Supply, 15 Amp, 265V, 1.70 KW | AZ | 14 |
| RAK5172 | Universal Power Supply, 15 Amp, 265V, 3.00 KW | AZ | 14 |
| RAK5202 | Universal Power Supply, 20 Amp, 265V, 3.70 KW | AZ | 14 |
| RAK5302 | Universal Power Supply, 30 Amp, 265V, 5.00 KW | AZ | 14 |
| RAK601 | Duct Extension, Register and Trim Flange | AZC,AZ | 11 |
| RAK602 | Register and Trim Flange | AZC,AZ | 11 |
| RAK605 | Duct Adapter for 2100 and 3100 Only | AZ | 11 |
| RAK6052 | Duct Adapter for 2200 and 3200 Only | AZ | 11 |
| RAK701 | Duct Adapter for Replacement of A-B with Sloped Front AZ Chassis | AZ | 12 |
| RAK7012 | Duct Adapter for Replacement of A-B with Rounded Front AZ Chassis | AZ | 12 |
| RAK702 | Duct Transition for Replacement of AZC with Sloped Front AZ Chassis | AZ | 12 |
| RAK7022 | Duct Transition for Replacement of AZC with Rounded Front AZ Chassis | AZ | 13 |
| RAK802 | Locking Door Kit | AZ | 15 |
| RAK8022 | Locking Door Kit | AZ | 15 |
| RAK806 | Universal Cover Label | | 15 |
| RAK901L | Wall Case Insulation Kit | AZ | 17 |

All sales kits are stocked in Appliance Distribution Centers

***A-B Series:** Zonelines® built before 1987 - Zoneline® I, II, III, and IV; **AZC Series:** Zonelines® built from 1987 to 1992 – includes AZR Series – Zoneline® 1000, 2000, 2500, 2700, 3000, 4000, 5000; **AZ Series:** Zonelines® built after 1992 – Zoneline® 2100, 3100, 2600, 5100 / Zoneline® 2200, 3200, 5200.



GE Appliances

*General Electric Company
Louisville, KY 40225*

Pub. No. 20-S038
OTT1189 8/98