


GE Profile™ and GE® CustomStyle™ Side-by-Side Refrigerators

dreams come true






The built-in look you've dreamed of
without the built-in expense



imagination at work


Panel-ready refrigerators*—23 cu. ft. capacity

Cutout dimensions 69-1/4" H x 23-7/8" D x 35-3/4" W

Handle/Dispenser color	Model/Feature pack! **	Panel choices
	<div> ■ PSH23PGS† ■ PSI23NGR ■ PSI23MGR </div>	Stainless steel, White, Bisque or Black acrylic panels from GE® or custom-made panels in cabinet-matching wood or any material and color you care to dream up.
	<div> ■ PSI23NCR (non-dispenser model) </div>	Ask your sales associate about ordering custom-made panels in cabinet-matching wood or any material and color you care to dream up.
	<div> ■ PSI23NGR </div>	Stainless steel, White, Bisque or Black acrylic panels from GE or custom-made panels in cabinet-matching wood or any material and color you care to dream up.
	<div> ■ PSH23PGS ■ PSI23NGR ■ PSI23MGR </div>	Stainless steel, White, Bisque or Black acrylic panels from GE or custom-made panels in cabinet-matching wood or any material and color you care to dream up.
	<div> ■ PSI23NCR (non-dispenser model) </div>	Ask your sales associate about ordering custom-made panels in cabinet-matching wood or any material and color you care to dream up.

Panel-ready refrigerators*—25 cu. ft. capacity

Cutout dimensions 72" H x 23-7/8" D x 35-3/4" W

Handle/Dispenser color	Model/Feature pack! **	Panel choices
	<div> ■ PSH25NGS† ■ PSH25MGS† </div>	Ask your sales associate about ordering custom-made panels in cabinet-matching wood or any material and color you care to dream up.





*Panels sold separately.

**Color code indicates feature pack. See far right page for details. ■ = K- and L-Series ■ = M-Series ■ = N- and S-Series ■ = P-Series

†ENERGY STAR®-qualified

No-panel refrigerators—23 cu. ft. capacity

Cutout dimensions 69-1/4" H x 23-7/8" D x 35-3/4" W

Exterior color	Handle style	Model/Feature pack! **
	Stainless Steel Stainless Steel sculptured handle	<div>■ PSC23PSS†</div> <div>■ PSW23PSS† (stainless-wrapped)</div> <div>■ PSC23SHR (refreshment center model)</div> <div>■ PSC23SGR</div>
	Full-length visor handle	<div>■ PSH23PSS†</div> <div>■ PSI23SGR</div> <div>■ PSI23SCR (non-dispenser model)</div> <div>■ GCL22KGR (GE CleanSteel™)</div>
	Stainless Steel tubular handle	<div>■ GSC23LSR (GE)</div>
	Color-matched sculptured handle	<div>■ PSC23NGS</div> <div>■ PSC23MGS</div>
	Color-matched full-length handle	<div>■ GSC23LGR (GE)</div> <div>■ GSC22KGR (GE)</div>
	Color-matched sculptured handle	<div>■ PSC23NGS</div> <div>■ PSC23MGS</div>
	Color-matched sculptured handle	<div>■ PSC23NGS</div> <div>■ PSC23MGS</div>
	Color-matched full-length handle	<div>■ GSC23LGR (GE)</div> <div>■ GSC22KGR (GE)</div>

**Color code indicates feature pack. See far right page for details. ■ = K- and L-Series ■ = M-Series ■ = N- and S-Series ■ = P-Series

†ENERGY STAR-qualified

No-panel refrigerators—25 cu. ft. capacity

Cutout dimensions 72" H x 23-7/8" D x 35-3/4" W

Exterior color	Handle style		Model/Feature pack!**
	Stainless Steel		Stainless Steel sculptured handle
			Full-length visor handle
	White		Color-matched sculptured handle
			Full-length visor handle
	Black		Color-matched sculptured handle
			Full-length visor handle

**Color code indicates feature pack. See far right page for details. ■ = K- and L-Series ■ = M-Series ■ = N- and S-Series ■ = P-Series
†ENERGY STAR-qualified

K-Series, L-Series feature pack includes:

SmartWater™ filtration system • LightTouch! tall dispenser with child lock • FrostGuard™ technology

GE models: GCL22KGR, GSC22KGR, GSC23LSR, GSC23LGR

M-Series feature pack includes:

K, L features **PLUS:**

Slide-out, spillproof glass shelves

Simplify loading, unloading and cleaning

ClimateKeeper™ system

Combines electronic touch controls and sensors to keep temperatures consistent

Integrated Ice™ system

The ice bucket is integrated into the icemaker. It pulls out and down, providing easy access to cubed ice.



Slide-out, spillproof glass shelves



Integrated Ice system

GE Profile™ models: PSC25MSS, PSH25MSS, PSC25MGS, PSH25MGS, PSC23MGS, PSI23MGR

N-Series, S-Series feature pack includes:

K, L, M features **PLUS:**

CustomCool™ technology

Chills in minutes, thaws in hours, and helps keep foods fresher, longer

Digital temperature display

Takes the guesswork out of setting accurate temperatures

Slide 'n Store™ full-extension freezer baskets

Extends 16" for easy loading and unloading



CustomCool technology



It thaws!



Digital temperature display

GE Profile models: PSC25SGS, PSH25SGS, PSC25NGS, PSH25NGS, PSC23SHR, PSC23SGR, PSI23SGR, PSI23SCR, PSC23NGS, PSI23NGR, PSI23NCR

P-Series feature pack includes:

K, L, M, N, S features **PLUS:**

ClimateKeeper2™ system

Unique dual-evaporator system keeps foods garden fresh longer and protects ice from odor transfer

Beverage Center

Keeps beverages icy cold and easily accessible

LED lighting

Provides long-lasting illumination for the LightTouch! tall dispenser



ClimateKeeper2 system



Beverage Center

GE Profile models: PSC25PSS, PSH25PSS, PCF25PGS, PSC23PSS, PSH23PSS, PSH23PGS, PSW23PSS*

*PSW23PSS has a stainless-wrapped case

Refer to GE Retail Catalog of Appliances for a complete list of features.

How to realize your dream

Panels or no panels?



Design options to suit your style

The look you want is easy to achieve with CustomStyle side-by-side refrigerators. Choose from models designed



to accept stainless steel or acrylic panels, or cabinet-matching, custom-made wood panels. In fact, panels can be made from any material you care to dream up—and easily slide into place.

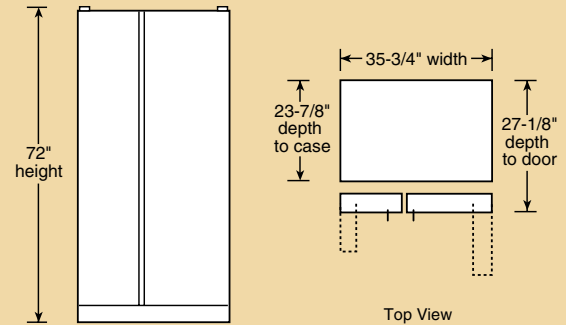


If you prefer, stylish no-panel models are available in a choice of colors, including stainless steel, and a variety of handle styles. Both panel-ready and no-panel models are available in 23 and 25 cu. ft. sizes.

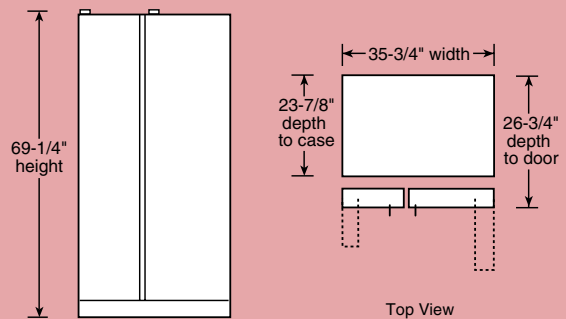
By deciding whether you prefer a CustomStyle refrigerator with panels or without, you've narrowed the choices down.

What's your size?

25 cu. ft. capacity



23 cu. ft. capacity



A few simple steps make your dreams come true

Choosing your CustomStyle refrigerator is easy. First, a tape measure will determine which model size fits the existing opening in your kitchen. Height makes the difference. The width and case depth on 23 and 25 cu. ft. models are identical, but the 25 cu. ft. model is slightly taller.

Now all that's left is for you to choose your favorite color, handle style, and your must-have list of features. The remaining pages of this brochure will guide you to the final selection of the CustomStyle side-by-side refrigerator that makes your dream kitchen a reality.

Your dream kitchen starts with a CustomStyle™ refrigerator.



With custom panels



Without panels

This is the stuff dreams are made of. GE Profile™ and GE® CustomStyle side-by-side refrigerators grace your kitchen with the look of built-in styling without the expense of a built-in.

Counter-depth styling allows CustomStyle refrigerators to blend in almost seamlessly with surrounding cabinetry. These units simply slide into the space between cabinets, for the built-in look you envisioned.

With counter-depth styling, GE's CustomStyle refrigerator makes your kitchen new! While your old refrigerator extended up to 33" from the wall, protruding more than 6" beyond the depth of countertops and cabinets, the CustomStyle side-by-side extends just 26-3/4" from the wall.* It slides right into the same opening as your old refrigerator, and thanks to that 6 inches saved, fits almost completely flush with surrounding cabinetry. Just one simple step, and your new CustomStyle refrigerator updates your kitchen, giving you the sleek, built-in look you've dreamed of... without the expense of a built-in.



Most refrigerators extend up to 33" from the wall



CustomStyle refrigerators extend just 26-3/4" from the wall, saving you six inches!*

*for 23 cu. ft. models

From old to new

Your dream kitchen is born

It's like a one-step kitchen renovation! Simply replace your old refrigerator with a GE® or GE Profile CustomStyle™ side-by-side. In an instant you have the built-in look you've dreamed of, without the expense of a built-in.



ENERGY STAR®

As an ENERGY STAR partner, GE has determined that the appliances marked with the ENERGY STAR logo meet the ENERGY STAR guidelines for energy efficiency.



The following models are ENERGY STAR-qualified:

25 Series:

PSH25NGS	PSC25PSS	PSC25MSS
PSH25MGS	PSC25NGS	PSH25PSS
PSH25MSS	PSC25MGS	PSH25SGS
PCF25PGS	PSC25SGS	

23 Series:

PSH23PGS
PSW23PSS
PSC23PSS
PSH23PSS

Acrylic and stainless steel panel options

Side-by-side Model no.	Black acrylic panels	White acrylic panels	Bisque acrylic panels	Stainless steel panels
PSI23MGR	PSPK23DBB	PSPK23DWW	PSPK23DCC	PSPK23DSS
PSI23NGR	PSPK23DBB	PSPK23DWW	PSPK23DCC	PSPK23DSS
PSH23PGS	PSPK23DBB	PSPK23DWW	PSPK23DCC	PSPK23DSS

Optional collar trim: adding the final touch

The optional collar trim is another way GE lets you integrate our CustomStyle side-by-sides into your kitchen décor. Available in stainless steel, white, bisque and black, this trim frames the refrigerator façade, adding to the finished look of a built-in, custom kitchen.

Collar trim

Side-by-side Model no.	Black collar trim	White collar trim	Bisque collar trim	Stainless steel collar trim
PSI23NCR	TRMBISBB	TRMBISWW	TRMBISCC	—
PSI23SCR	—	—	—	TRMBISSS
PSI23MGR	TRMBISBB	TRMBISWW	TRMBISCC	—
PSI23NGR	TRMBISBB	TRMBISWW	TRMBISCC	—
PSI23SGR	—	—	—	TRMBISSS
PSH23PSS	—	—	—	TRMBISSS
PSH23PGS	TRMBISBB	TRMBISWW	TRMBISCC	—
PSH25MSS	—	—	—	TRM25BISSS
PSH25NGS	TRM25BISBB	TRM25BISWW	TRM25BISCC	—
PSH25SGS	—	—	—	TRM25BISSS
PSH25MGS	TRM25BISBB	TRM25BISWW	TRM25BISCC	—
PSH25PSS	—	—	—	TRM25BISSS



GE Consumer & Industrial
Appliances
General Electric Company
Louisville, KY 40225
ge.com